

Nanaimo Quilters Guild Newsletter

Volume 27 Issue 3 November 2010



www.islandquilters.ca



Next Meeting

November 17

Brechin United Church
Doors open at 12:30 and 6:30
Meeting starts at 1:00 and 7:00

Next Executive Meeting

November 15 1:30 p.m.

Country Grocer, Southgate

Newsletter Deadline

November 22 (22nd of each month)

Note: initials are used in the newsletter for those members who do not wish their names to appear on the web. *Editor*

Things to Remember:

- name tag
- **your own cup!!! Please!**
- library books
- completed workshop registration form and fees
- donation placemats/quilts/show & share
- change for raffles
- block of the month (for November)
- money for Challenge Kit(s) (p.3)
- newsletter
- baking or store bought goodies (if your surname starts with D,F,G)

Membership/Hospitality

Please stop at the Hospitality table when you arrive, sign in, and pick up your ticket for the name tag draw. **You must be wearing your name tag in order to win the draw.** Please sign out if you leave before the end of the meeting.

Yummy Baking ...

Thanks to everyone who brings goodies for our meetings. **For October, it's the turn of everyone with a surname beginning with D, F, or G.**

Guild Website

If you have something of interest for our Guild website, please send it to Avril Valentine at avrilvalentine@shaw.ca who will forward it to our web master.

Comfort Quilt Society

Notice of the Annual General Meeting to be held at the November 2010 Nanaimo Quilt Guild meeting. This is a requirement of the BC Gaming Commission and will be very short.

From Our President's Pen

How nice it was to join all of you at a guild meeting once again and what a great time everybody had at all the demos. Thank you to all of the demonstrators for their excellent presentations.

Due to such a busy October guild meeting, voting on our Constitution and Bylaws will be held at our November meeting. Please read through both of these documents, which you received either by e-mail or Canada Postal Service so that you can make an informed vote.

Executive and Committee leaders or anyone making a report at either an executive or monthly guild meeting, PLEASE do not forget to bring a written copy and give it to our secretary. This saves her a great deal of writing while trying to listen at the same time to the next report.

The executive would like to encourage any member who has questions, concerns or complaints to bring them forward in one of the following ways:

1. Attend any executive meeting to speak regarding your topic.
 2. Speak at any guild meeting.
 3. E-mail your executive or committee leaders.
 4. Write a letter to be published in the Newsletter.
- BUT** If it is a problem, concern or complaint please also bring YOUR SOLUTION.

As the food bank pick up our donations now I don't really have a report to make but for those members who like to have suggestions each month, this month's is RICE, DRIED POTATO FLAKES OR PASTA. Many thanks on behalf of those who need to use the food bank.

President Norma Franks

Program

Kathy Bush's classes on creating a wall hanging from a photo were a huge success. A big thank you to our angels. Barbara Shapel's classes were full and I think it is safe to say that everyone found a challenge or two. We should be seeing more interesting quilting from some of us in the future. Cindy Scraba brought all sorts of threads, needles etc to the class for the convenience of the participants.

The mini-demos held on the 20th were well attended. Sometimes a mini-demo is just what you need to get a new trick or hint. A big thank you to all of the ladies who took the time to share some of their ideas and tricks with the rest of the guild.

If you enjoyed the mini-demos and saw what a mini-demo looked like, maybe you would help us out by volunteering to present one at the February meeting. 4 people volunteered after the evening meeting!!! Way to go!! We need about 4 more so don't be afraid that other people have seen what you enjoy doing, as there are many more who haven't as we have had many new members in the last few years and we are looking for ideas that span all ability levels. Please consider this plea and get in touch with Lise at 250-754-9636 if you think that you would like to try your hand at teaching. Only 30 minutes ladies!!! \$35 ladies!!! 2 or 3 meters of fabric for that price ladies!!!!

We continue to take registrations for the remaining seven workshops that will happen after the new year. Some are getting pretty full so get in touch with the program committee at the meeting or contact Lise at 250-754-9636 if you are interested in registering.

Please do put your name on the list if you are interested as we went through as many as 7 or 8 people for Barb Shapel's workshop. Some people who didn't think that they had a chance were able to attend. If we get cancellations and you are not on a list, we don't know to contact you!!!

continued on page 2

NQG Box 943 Nanaimo BC V9R 5N2 Editor suecreba@aquariusd.com



Program continued from page 1

Ironing board covers and irons: This seems to be an ongoing problem. Two of the ironing boards were marked with residue from fusing and black marks from ironing on paper with transfer markings. Unfortunately, some of this was transferred onto people's projects. It is imperative that students bring either parchment paper or silicon sheets to class if using either of the above.

Heather McArthur from Quilter's Connection will be at both afternoon and evening meetings in November. Her presentation will be approximately 45 minutes long which includes an overview of Quilter's Connection, a mini trunk show and time for those interested in purchasing a subscription. She is providing a free year subscription to the Guild.

Angels: Twenty people signed up as Angels this year and that is great. Caroll has contacted the remaining individuals to confirm when they are available for the Spring and Summer workshops. Please reply to Caroll if you have not already done so. 250-244-3476. A big thank you to everyone who is helping us out with program activities! *The Program Committee*

November 25 New Members Tea

Thursday, November 25, 1:00 – 4:00 p.m. at Barb Root's home, 10930 Sea Vista Road in Saltair (directions below)

For all new members (who have not attended last year's tea), as well as executive members (who are bringing the goodies). An informal event to acquaint our new members with the members of the executive; learn about our activities and the advantages membership in the Guild offers. Dress is comfy/casual, but PLEASE don your Easter Bonnet, or baseball cap, or cowgirl hat, or any headdress you have!

Directions: I live in Saltair, which is between Ladysmith and Chemainus. Driving south, past Ladysmith look for the first set of street lights(with Coronation Mall on your right, Dairy Queen, MacDonald's, Petro Can) Make a LEFT hand turn at the lights and travel along the Old Chemainus Highway along the water. You will cross over a small bridge (called Lagoon Bridge) You will then climb uphill. Just as you reach the top, or crest, of the hill - the first road on your LEFT (only) is South Oyster School Road. Make the Left turn. Drive to the bottom of the hill. The last road on your RIGHT is Sea Vista Road. Turn RIGHT onto Sea Vista. I am the third house up from the corner (yes counting the corner house). My house is a white split-level, the address is 10930 Sea Vista Road. Park in the driveway, along the side of the road, or up around the corner past my house.

Driving north from Duncan, turn RIGHT on Henry Road (at the lights across from the Antique Mall). Half way down the hill you will see the Mount Brenton Golf Course on your RIGHT. At the bottom of the hill travel ¾ of the way around the traffic circle making a RIGHT turn toward Chemainus at the last exit. Drive through the town of Chemainus staying on the Old Chemainus Hwy. You will travel approximately 2 miles before seeing a little store "Byrons Red and White" on your LEFT. There is only one store in Saltair so you can't make a *mistake*. You will turn RIGHT at the first road PAST the store onto South Oyster School Road. From this point, follow the directions above.

Membership

Membership lists will be available at the November meetings, and again at the January meetings, for those who requested them on the membership form. See the membership table for your personal copy. *Tracy and the Membership committee*

Placemats

Thank you to those who donated placemats at the October meetings. We want to remind you that placemats for donation are to be 12" x 18" and rectangular in shape. Batting will be available, if needed, at the Placemat Table at both meetings. We are in need of approximately 220 placemats for our Christmas commitments. If you could place a Christmas seasonal design on one side of the mat, that would be great. Thank you. *Lori Skerget, Placemat Committee*

Library News

It seems hard to believe that November will be our last library time for 2010.

All books taken out at are next meeting will be due in January as we do not have a December meeting. So come prepared to check out lots of library materials at the November meeting. Watch for new 2011 materials coming soon. Happy Quilting!

The Library Team

BIB n' TUCKER QUILTING

November Specials

All flannels

All bright & kid prints

25% off 35% off 2m

or more(same bolt)

½ m minimum cuts

343 Bay Street (at Turner)Victoria BC
(Lower Rear GRAVEL YARD parking lot)
386-6512 (Mon- Thurs 10-4, Sat 12-4)



2010 / 2011 NQG Challenge

The kits are now available. A number of you bought your kit at the October meeting. I hope you've had a chance to look at it. If you have any questions don't hesitate to call or bring them to the November meeting. If you didn't get yours yet, you'll be able to buy one at the November meeting. Bring \$5 for "Every Quilt Tells a Story" and 50 cents for the "Placemat". Some ideas for a story for your story quilt: A tall story, or a short story, a food chain, the big fish eats the little fish who eats the littler fish, how the apple became a core, growing up, or a quilt consisting of a series of blocks that tell the story of your progress in quilting. The last one was Patty's idea, a great idea for quilters at all levels. *Annelies Massey*

October Raffle Winners

Mystery fabric: Nancy Price-Munn and Philippa Zapf
Raffles: Dianne Busch, Elaine Evans, Grace-Ellen Capier, Debbie Von Oosten, Yvonne Jans, Linda Totzke, Lil Kroll, G.D., Julie Plotniko, Leanne Sturgeon, Norma Steven
Door Prize: Judy Kooi and S.L.
Show and Share: Bonnie Beil, Sue Vohanka, Linda Addison and group
Block of the Month: Fran Nicklom and A.C.
Raffle donations were received (with many thanks) from Cindy's Threadworks and Vivian Scott.

Puyallup SewExpo Bus Trip March 2-5

The Parksville Guild is planning a bus trip to SewExpo in Puyallup, the US's largest sewing show, and have a few seats still available. If you are interested please contact Pam Vest at 250-954-1885 or e-mail PamVest@shaw.ca

Details: a non-refundable deposit of \$100 is required (credit or debit card) and must be paid at Schooner Travel, in Nanaimo at Nanaimo North Town Centre (formerly Rutherford Mall). If you want to sign up with a roommate, go together, or one of you should take the other's name, contact info and payment.

If 40 people go, the cost will be approximately \$350, two to a room, less if we have a full bus, plus driver tip. We will be responsible for our own ferry costs, over 65's will not have to pay for the ferry ride on March 2 but will have to pay on March 5, a Saturday. All show expenses and food are the responsibility of the individual.

Everyone must have a valid passport. Dual US / Canadian citizens, bring both passports; landed immigrants, bring your identification card.

Everyone must have Cancellation Insurance. The Deluxe Package for both Medical and Cancellation Insurance is: Age 65-69, \$71, Age 70-74, \$91. If you have your own plan or, if you are outside the ages mentioned, Pat can discuss it with you to be sure you have the necessary coverage. We will be staying at the Shilo Inn in Tacoma and the bus will take us to and from the venue for the Show.



Huckleberry's Fabrics Inc.

1930 Ryan Road East

Comox, BC, V9M4C9

250-339-4059

1-877-339-4059 Toll Free

e-mail :

sewfun@telus.net

Introducing the New 3 Series

At the top of the 3 Series line, the BERNINA 380 truly shines with its unique look and countless features.





Quilt Bee January 29 9 am - 4 pm

We have a few spots left for the Quilt Bee on January 29, 2011 at Oliver Woods Community Centre from 9 am - 4 pm.

If you are unable to attend that day and would still like to make a quilt for Haven House we will have patterns, kits, backing and batting at the November meeting.

Haven House provides a safe shelter for women and their children when they need to escape from violent and abusive situations at home. A cheerful quilt waiting on the bed is part of the comfort provided by Haven House. These wonderful items are gifts to the family when they leave.

We will have a potluck lunch on that day. Please bring your favorite dish to share. This is a great day for new members of the guild to meet other members and have lots of fun. If you have any questions please call Dianne Ross 585-4965 or Mickey Lemmon 741-0589

CQA Canada Eh! Photo Contest

For CQA members: Send a 300 dpi 4" x 6" digital photo of a quilt depicting "What Canada Means To Me" to directoratlarge@canadianquilter.com. All entries will be displayed on the CQA website and the winner determined by member voting. Deadline is March 1, 2011. For more info, see page 69 of the Canadian Quilter summer 2010 issue or visit the CQA website www.canadianquilter.com

Donation Quilts

On the weekend of October 23, I was up at Mount Washington and it SNOWED! Hopefully we will not be getting snow anytime soon around Nanaimo. But nothing slows our members down. At the October meeting we received another 17 quilts. Well done!

In this newsletter on page 9 is a receipt for quilts that you can use if donating directly to an agency. That agency may make a photocopy but please return the original to the Donation Quilts Committee so we can complete the paperwork for the Comfort Quilts Society.

Thank you everyone. *Judi McLaughlin, Chair, Dierdre Love, L.R., Anna Bonnell, Leslie Robinson and N.L.*

FIBER ART SUPPLIES
LUTRADUR, KUNIN FELT
& PRESENCIA EMBROIDERY FLOSS



- * Needlework Supplies
- * Felting w/Merino Wool
- * 100% Cotton Fabric & Flannels

FREE pattern downloads
@ www.cambieartsupplier.com

THE PLACE FOR CREATIVITY
CAMBIE ART SUPPLIER

521 W57th Ave. Vancouver 604-323-1122

INSPIRING FABRICS • PATTERNS & BOOKS • NOTIONS & GIFTS



Creative Quilting for All Life's Phases

Open Daily!
1689 Government Street at Fisgard
Phone: (250) 383-4023
www.satin-moon.com

Value
Quality
Inspiration
Celebration
Always at Satin Moon

Christmas Bazaar Dec 5 - 12



Stitches Fibre Art Supplies
127 Rainbow Road
Salt Spring Island BC
250-537-8985

Annual Sale: Nov 12 & 13th

- *15% off all on-line and in person shopping (except books)
- * to purchase on line, quote coupon code SALE2010 and receive sale prices

For all your fibre art supplies:
lutradur, tyvek, roving, metals, foil,
paint, textiles, mixed media books,
quilting cottons, patterns, copper

Web: www.stitchesfibreartsupplies.ca

Email:
creativity@stitchesfibreartsupplies.ca



Minutes of October 19 General Meeting

Meeting called to order at 1 pm by Kathy Bush. 118 members, 7 guests.

Hospitality: Hostess Ingrid Morton welcomed 7 new guests and a new member, Marilyn G.

Approval of minutes as circulated in the newsletter. Moved by Bonnie Beil. carried.

Correspondence: A sympathy card was sent to Judy Mirau. A thinking of you card was sent to Sidney Lloyd, and get well cards to P.C. and Beulah Friesen.

Committee Reports: Reminder to give a WRITTEN copy of your report to the Secretary so she doesn't have to write down everything you say. Thanks from the Secretary.

Challenge: Annelies Massey has two challenges for this year. Info page 3.

Donation Quilts: Deidre Love reminded members to sign in at the DQ table when donating a quilt.

Quilt Bee: See report on page 4.

Raffles: The day licenses are in place now. A big thank you to Cindy Scraba of Cindy's Threadworks for her donations.

Membership: Copies of the new Handbook are available for those who joined since the last Newcomers' Tea.

Gift Bags: Sue Creba reminded the membership of the Christmas Gift Bags (see page 7). Bags for 43 males and 47 females are needed

June Picnic: We have 3 volunteers but no organizer for the picnic. If you are interested, talk to Norma. Vote by hands indicated a change of venue to Transfer Beach; Norma will investigate.

Unfinished Business: A reminder of the Newcomers' Tea this year at Barb Root's (see page 2). Goodies provided by the Executive.

New Business:

1. Audrey L. requested that the cash box she lent for the Quilt Show be returned to her, please.
2. If you are interested in entering a quilt for the CQA show, please see their website www.canadianquilter.com
3. Norma Franks is applying for a city grant for the guild.
4. It was decided the guild will not attend the Nanaimo Christmas Parade
5. Pat Ryan wants to join a satellite; please contact her if you are interested. Kathy Bush suggested that as all existing ones were full, the Newcomers' Tea might be a good spot to get new satellites started.
6. If you are interested in seats for Parksville Guild's Puyallup bus trip, see page 3.
7. Teacup quilts can be picked up from Norma Franks.
8. The Constitution and bylaws will be voted on at the November meeting.

Program: Guild members were treated to 8 demos by guild members Laura Morrissey, From Twenty to One; Marsha Whitmee, Insulated Casserole Holders; Coreen Zerr, 3-D Fern; Val Ursulak, Sashiko; Lori Mudrie, Machine Felting; Cindy Scraba, Texture Magic Techniques; Penny Whittaker, Picnic Holder; Sandra Radley, Prairie Points.

Following Show and Share and raffles, the meeting was adjourned.

Snip & Stitch SEWING CENTRE
Discover the world of sewing!
"Wander through our store for a refreshing experience"

You're Invited To...
Winter Festival Open House
Fri. Nov. 19 9am-9pm
Sat. Nov. 20 9am-5pm
Sun. Nov. 21 11am-5pm

Attention Guild Members
Clip & Save
CLIP 10% off SAVE
Your Next Machine

Snip & Stitch Sewing Centre Ltd. is located at:
#1-4047 Norwell Dr., Nanaimo BC, V9T 1Y6.
Phone us at 250-756-2176 or 1-800-789-1730
www.snipandstitch.com

Cindy's Threadworks
On-Line Thread Candy Shoppe

Vanc Island Connection
TO
Superior Threads
23 Thread Lines/750+ Colors!

www.CindysThreadworks.com

Cindy Scraba
Certified Threadologist

cindysthreadworks@telus.net
1-(250)-738-0560
Qualicum Beach, BC



Quilt Shows

Turning the Tide...One Ripple at a Time Textile Art Exhibition, Downtown Nanaimo Art Gallery. Opening Gala November 16, 4-6 pm. Open 10 am - 5 pm November 17-20, 23-27, 30 (closed Sundays and Mondays). Sponsored by the Glacier Grannies, hosted by the Nan Go Grannies. All proceeds to the Stephen Lewis Foundation.

Pacific Spirit Quilters' Guild, April 30-May 1, 2011 Shriners' Hall, 3550 Wayburne Dr. Burnaby. Merchant Mall, Gift Shop, Tea Room. contact: Evelyn Gingrich at gingrichde@hotmail.com

Comox Valley Schoolhouse Quilters, May 21-23, 2011 Empire Days Quilt Show

Websites of Interest

www.freequilt.com designs for all kinds of themes - seasonal, pets, applique, baby, kids

www.catswhoquilt.com has a large library of cat designs, downloadable pattern and more ... for cat lovers

SERGE & SEW



250-390-3602




105 Nored Plaza, 6750 Island Hwy., Nanaimo

Featuring fabulous Quilting fabrics,
Books, Patterns & Notions
Authorized PFAFF & Babylock dealer:
servicing & repairs to most
sewing machines & sergers.

Check our website
www.sergesew.com
for EVENTS & SALES!

"TURNING the TIDE. One Ripple at a Time"



Textile Art Show

Nanaimo Art Gallery, 150 Commercial Street
Gala opening: Tuesday, November 16 4-6 pm
runs until November 30 at 4 pm Free admission
Hours: 10 am - 5 pm Tuesday - Saturday

A 52 piece exhibit of fabric art depicting the hope and breadth of the "Turning the Tide" campaign of the Stephen Lewis Foundation. Not to be missed!

In Support of the Stephen Lewis Foundation

Harvest Quilt Studio

Long Arm Quilt Services



Carol Bailey
by Appointment Only
NANAIMO (250) 244-3655
www.harvestquilts.com



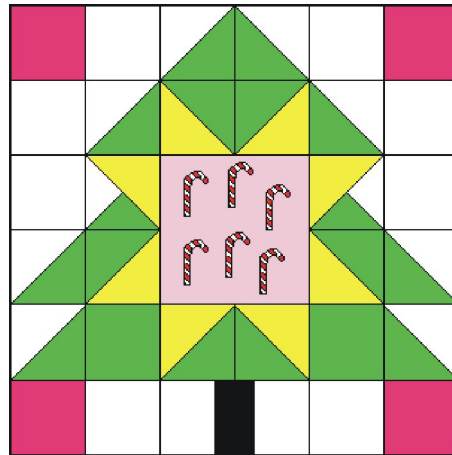
December Block of the Month

Congratulations to October's winners: Fran Nicklom (13 blocks) and Audrey C. (12 blocks). Last month several people suggested that we label the colours on the block to make it easier for the people who receive the printed version to identify them. We thought that this month's colours were reasonably clear. We will label any possible ambiguities on future blocks.

This month Sandra has designed a really interesting block for us to try called Star on the Tree. The toughest part of this block is the cutting, so don't be afraid to try it. We hope you will have as much fun making it as we did producing the pattern. Remember, accuracy in cutting and piecing is important. All seams are $\frac{1}{4}$ ". Block size is $12\frac{1}{2}$ " x $12\frac{1}{2}$ " (unfinished).

Fabric Choices:

For the Christmas season, choose a seasonal print for the centre square and a red Christmas print for the four corners. If you wish, use the centre print in the corners also. Select a fine print or tone on tone for the rest of the fabrics. The tree is green, the star gold and the background white. The trunk can be black or brown.



Block Layout for Star on the Tree

Cutting:

- Xmas 1: $4\frac{1}{2}$ " x $4\frac{1}{2}$ "
 4: $2\frac{1}{2}$ " x $2\frac{1}{2}$ "
 Green 1: $3\frac{1}{4}$ " x $3\frac{1}{4}$ "
 7: $2\frac{7}{8}$ " x $2\frac{7}{8}$ "
 2: $2\frac{1}{2}$ " x $2\frac{1}{2}$ "
 White: *1: $3\frac{1}{4}$ " x $3\frac{1}{4}$ "
 *4: $2\frac{7}{8}$ " x $2\frac{7}{8}$ "
 8: $2\frac{1}{2}$ " x $2\frac{1}{2}$ "
 2: 2" x $2\frac{1}{2}$ "
 Trunk: 1: $1\frac{1}{2}$ " x $2\frac{1}{2}$ "
 Gold: *4: $2\frac{7}{8}$ " x $2\frac{7}{8}$ "

Mark the diagonal on the back of all the squares indicated by an asterisk (*).

Construction:

In order to make the tree shape work, we need to make a quarter-square /

half-square triangle combination that is actually quite simple. First make a half-square triangle unit (# method below) with the two $3\frac{1}{4}$ " x $3\frac{1}{4}$ " squares, one white, one green. Press to dark. You only need one of these units for the tree. Set the other aside for a second tree or another project. You should now have one $2\frac{7}{8}$ " x $2\frac{7}{8}$ " green and white half-square triangle. Sandwich this with one of the marked gold $2\frac{7}{8}$ " squares. Place the marked gold square on top, with the marked diagonal of the gold square perpendicular to the diagonal seam of the $\frac{1}{2}$ -square triangle. Stitch either side of the marked line. Cut and press.

Make six gold-green and eight green-white half-square triangle units with the rest of the $2\frac{7}{8}$ " green and white and gold squares. Press. Lay out all of the pieces of the block and assemble. Pay attention to your pressing so that the seams nest well while sewing.

To make half-square units, mark the diagonal on the back of the light fabric. Sandwich right sides together. Stitch $\frac{1}{4}$ " away from the pencil line on either side of the line to join the squares along the diagonal. Cut on diagonal line and press.

If you have any questions or problems, please call me at 250-758-1185. Wishing you joy, Val Ansell and Sandra Radley

Christmas Gift Bags

Thanks to everyone for making Christmas gift bags again this year for Nanaimo teens. Bags can be fabric or paper and should be a minimum of 8" by 11", marked male or female on the outside. Please bring them to our November or December meeting. Suggested items (check the dollar stores):

For Either: bar soap or body wash, toothbrushes, toothpaste, mouthwash, washcloths, nailclippers, socks, gloves, scarves, toques, small notebooks, pens, pencils, felt pens, wallets, gum, breath mints, candy, chocolate bars, stainless steel water bottles, bus passes, coupons or gift certificates for Tim Horton's, Subway, MacDonald's, A&W, movies, gift cards for grocery stores, etc.

Boys: hacky sacks, playing cards, deodorant, ear phones for walkmans, disposable razors, shaving cream, after shave

Girls: hair supplies, tampons or panty liners, makeup, nail polish, chapstick or lip gloss, perfume, bath things, costume jewelry, deodorant, skin care cream, body lotion, emery boards, disposable razors, shave cream, mirror, journals, small sewing kits

NQG Box 943 Nanaimo BC V9R 5N2

The gift bags this year will go to Nanaimo Youth Services Association to help young women and men under 19 involved in four programs: those who live in the 20 unit Youth Housing, many of them single young moms; those who live in the community on their own with support from the Supported Living staff; the downtown One Stop Drop-In program for at risk street youth, and CAP, a one-on-one program for young people with multiple issues, often including substance abuse, who are working to improve their lives.

Any questions? Call Sue Creba 250-753-3371 or suecreba@aquariusd.com



Editor suecreba@aquariusd.com



NANAIMO QUILTERS GUILD SCHEDULE for 2010-2011


DATE	AGENDA	PROGRAM
Nov. 15	Executive meeting	Country Grocer 82-12th Street 1:30 p.m.
Nov. 17	Guild Meeting	Heather McArthur, Quilters Connection
Nov. 25	New Members Tea 1-4 p.m.	Barb Root's home, 10930 Sea Vista Road in Saltair
Dec. 6	Executive meeting	Country Grocer 82-12th Street 1:30 p.m.
Dec. 8	Guild Christmas Pot Luck 6-9 pm	Christmas Pot Luck meal at Brechin United Church
Jan. 10	Executive meeting	Country Grocer 82-12th Street 1:30 p.m.
Jan. 19	Guild Meeting	Buckingham Stencils
Jan. 29	QUILT BEE, Oliver Woods	Mickey Lemmon 741-0589 Dianne Ross 585-4965
Feb. 12	WORKSHOP 9-4	Reversible Quilt as You Go: Penny Whittaker at Oliver Woods
Feb. 14	Executive meeting	Country Grocer 82-12th Street 1:30 p.m.
Feb. 16	Guild Meeting	Mini Demos: TBA
March 5	WORKSHOP 9-4	Stack & Whack Kaleidoscope: Sandra Radley at Oliver Woods
March 14	Executive meeting	Country Grocer 82-12th Street 1:30 p.m.
March 16	Guild Meeting	Slide Show: Pippa Moore
April 9	WORKSHOP 9-4	Super Portfolio: Sue Creba & Tracy Irwin at Oliver Woods
April 11	Executive meeting	Country Grocer 82-12th Street 1:30 p.m.
April 20	Guild Meeting	Nominations, Trunk Show by Ionne McCauley
May 9	Executive meeting	Country Grocer 82-12th Street 1:30 p.m.
May 14&15	WORKSHOP 9-4	African Collage: Pippa Moore at Oliver Woods
May 18	Guild Meeting EVENING ONLY	Elections and business meeting, no program
June 4	WORKSHOP 9-4	Strip Piecing Made Easy: Coreen Zerr at Oliver Woods
June 5	WORKSHOP 9-4 at Oliver Woods	Easy Curved Piecing & Thread Embellishments: Coreen Zerr
June 13	Executive meeting	Country Grocer 82-12th Street 1:30 p.m.
June 15	Year End Picnic: Bowen Park	Potluck dinner and fun starting at 4 pm.
June 25	WORKSHOP 9-4 at Oliver Woods	Paint and Play with Coreen (Fabric Painting): Coreen Zerr



Gramma's November Special: All Christmas fabric 30% off (1 meter minimum)
All pre-cut fat 1/4's still only \$2.99 each
 120-425 Stanford Ave. E., Parksville (250) 248-8449
www.grammasquiltingcupboard.com

THE CLOTH CASTLE

786 Goldstream Avenue
 Victoria BC V9B 2X6
 Tel: (250) 478-2112
 Fax: (250) 478-1050



Your One Stop Sewing Shop

Dress & Specialty Fabrics, Drapery & Upholstery Fabrics, Quilt Fabrics, Sewing Machines & Sergers Sales & Service Classes and Sew Much More.

Website: www.clothcastle.com Email: theclothcastle@hotmail.com

**To: Nanaimo Comfort Quilt Society
Nanaimo Quilters Guild
PO Box 943
Nanaimo BC V9R 5N2**

RECEIPT

Date: _____

This is to advise the Society that we:

Name of recipient organization

Address of recipient organization

Have received the following items:

Item Quantity

Item Quantity

Item Quantity

Item Quantity

From the Donation Quilt Committee of the Nanaimo Quilters Guild

Signed: _____
(Recipient)