

Next Meeting

October 19, 2011

Brechin United Church Doors open
at 12:30 & 6:30 meeting starts at
1:00 & 7:00

Next Executive Meeting

October 3, 2011 at 1:30pm Country
Grocer, Southgate.

Things to Remember:

Your own cup !! please

- * name tag
- *Library Books
- *Completed workshop
registration form and fees
- * Donation placemats/quilts/show
and share.
- *Change for raffles
- *Bock of the Month

Yummy Baking !!

Thanks to everyone who brings
goodies for our meetings For

October it is C & D

Membership/ Hospitality

Please stop at the hospitality table
to sign in, and pick up your ticket
for the name tag draw.. You must be
wearing your name tag in order to
win the draw. Please sign out if you
leave the meeting early.

Library News October 2011

Just to let everyone know that the
library will be open in October
during the garage sale.
Service may be a little slower due to
the fact that many of our volunteers
will be out "garage-saling".

Web liason

Sue Creba Please send any
photos or articals for our web site
to suecreba@aquariusd.com

Editor sandrahreno@yahoo.ca

From Our Presidents' Pen

In September our Quilt Show Chair, Lillian Charron, made her first progress report. The Show is the engine that finances the operation of our Guild. It has a huge reputation as the PREMIER show. It normally receives an 80% participation rate of our members over its three days of operation. But the work begins now with the call for volunteers, in particular to chair the committees and to fill supporting roles. The Show needs you now. In the parlance of the theatre, "Go Break a Leg". The new Executive related E-mail address for Sherry and I is now presidentnqg@gmail.com.

Judith McLaughlin and Sherry Drebnicki, Co-Presidents

Placemat Committee

Every year during Advent, our Guild donates approximately 200 placemats to the Nanaimo and Ladysmith Meals on Wheels, as well as the Nanaimo Telephone Visiting Society. The latter is an outreach group that calls and visits fragile, living independently elderly in our community. Volunteers drive seniors to medical appointments, some shopping, and the occasional outing to a social event. One of these outings is a Christmas luncheon, where each senior receives one of our placemats as a gift. These placemats bring cheer and good wishes to the recipients who are always very happy to receive them!

Please stop at our "Placemat table" during our monthly Guild meetings and take a look at what members have donated. And remember, these placemats don't need to be works of art! Use up your scraps, have fun and make someone very happy. It's Good Karma!

The finished size of the placemats should be 12" by 18".

Placemat Committee

(afternoon) Ingrid Morton and Merle Armour
(evening) Heather Henderson

New Members Tea 2009 to 2011 New Members

Hello New Members.....THIS INVITATION IS FOR YOU

Date October 22nd, 1pm to 4pm

At 808 Wing Military Camp, #711 Nanaimo Lakes Road

Directions:

Wakesiah Ave to Nanaimo Lakes Road

Turn Right at Military Camp Entrance, and go to the last building on the left

We look forward to meeting you and also for you to meet the Executive.
So Please join us.....R.S.V,P, To b_oaten@telus.net / 758-2366

**NQG Picnic June 15th
2011**

Our year ended with a picnic on June 15th at Transfer Beach, Ladysmith. In the am the sun was out and we were all quite excited about the fact that we might be able to go kayaking. Ginette Schewe was kind enough to deliver several Kayaks for us to use unfortunately, the weather didn't cooperate. Despite the change in the weather we managed to have a good time visiting with each other and looking at all the "Funky Aprons".

Graham Gates provided us with some wonderful music and eventually the sun came out and warmed us all up. We presented ribbons to the winners of the "Funky Apron's" along with other prizes. A special thanks to Cindy Scraba who donated thread to be given away with our prizes.

The Categories and winners for the Funky aprons were:

- Nifty 50's Arlene Kulai
- Psychedelic 60's....Trish Kirk/Sue Creba
- Naughty but nice....Blanche Graham
- High Tea at the Empress....Lillian Charron
- Flower Power.... Val Ursulak
- Is that your Grandmas Apron?....Cindy Scraba
- Pets are people too....Florence Dorscheid Little Susie
- Homemaker....Avril Valentine
- Lady Gaga's Twin Sister....Bonnie Beil
- Can you cook like Julia Child or Betty Crocker...

As usual, the pot luck was outstanding and the desserts were delicious. We managed to eat around 4pm in order for those avid Hockey fans to get home to watch the game. Thanks to those who stayed behind to help clean up and load up the things left behind. We managed to get everything done and were out of there by 6pm, leaving Graham to close the gates behind us.

I wish to thank all my helpers and especially Doreen Richards who managed to get us a free tent rental from Tim Horton's Ladysmith.

Lillian Charron.



Flare Fabrics
BATIKS AND BOLD COTTONS

www.flarefabrics.ca

timeless treasure, robert kaufman, benartex
princess mirah, galaxy, hoffman, avlyn , riley blake
red rooster, fabrics that care, flannels, batiks, bolds
jelly rolls, layer cakes, fat quarters
patterns, kits




Coreen Zerr
Quilt Designer
and Instructor

3648 Glen Oaks Drive Phone: 250-756-1683
Nanaimo, BC V9T 5L3 Cell: 250-619-7060

Corsew Designs
All class information is on the website.
Please email or call to register.

www.coreenzerr.com

e-mail:
corsew@shaw.ca



UPDATE..QUILT SHOW 2013

Volunteers are needed to head up the following Committees for the Quilt Show in 2013.

1. Challenge
2. Call to entry *
3. Hostess
4. Prizes *
5. Props *
6. Volunteer Coordinator
7. Publicity...Gail Lambourne has indicated that she will help on this committee, but does not want to head it up.
8. Lunch Room...need a coordinator..Mickey Lemon has volunteered to help out in the kitchen during the show.
9. Balloting *
10. Depot Captain Coordinator
11. Student Quilts
12. Donation Quilts
13. Corporate Sponsorship *
14. Boutique

Those committees noted with an asterisk are being reviewed because of recommended changes. I would like to get our Committees set up as soon as possible in order to review these changes with everyone and then present them to the Guild Membership.

We had a very organized group last Quilt show and things went very smoothly. It is even easier when a group gets together and takes on a committee, the jobs can be divided and this makes the coordinator's job less stressful. We all have to remember that this is a Guild Project and we need at least 80% participation in order for this show to be presented.

The dates for the next show is May 23rd-26th 2013. I would like to remind everyone that the Quilt Shows provides us with the revenue to operate our Guild for 3 yrs., so it is very important that we receive the cooperation of everyone in the Guild. If you have not participated in our Quilt Show in the past, then perhaps it is time to consider taking on the challenge of heading a Committee. If you have any questions regarding the above mentioned Committees, feel free to contact me and I will be glad to answer any questions. We have good documentations from last year's show and previous shows that will provide you with lots of information to do the job. I can be reached at lcharron@telus.net or 250 245 8345 Lillian Charron

TOO MANY MACHINES

Babylock Quilters Professional
\$800

Husqvarna Designer 2, with many feet \$1200

Open to offers: 250-213-1818 or

Email: jkaras17@yahoo.com

NEVER BEEN USED:

Janome Memory Craft 350E

Embroidery Machine

- PC transfer kit
- Inspira Stabilizer 3 pack
- Bobbin Thread, needles
- 256 USB stick
- 3 brand new embroidery books

ASKING: \$1,250.00 OBO

Call: Gail 250-758-9292

REQUEST FOR PATTERN I would very much like to ask members if anyone may have a copy of the pattern "Fire and Ice" advertised in the 1995 copy of the "Quick and Easy" Quilt Magazine that I could buy, beg, borrow (or steal) It is advertised as a Wall Hanging (37 inches) It would be perfect for the Celtic style medallion quilt I would like to make for my daughter.

.....My phone number is (250) 758-6461.....Audrey Curtis.

100 PILLOWCASE PROJECT

Thanks to all of the Guild members that donated to the purchase of the 100 pillows as well as a big thanks to those that made cases and handed them in at the meeting in September. At this time the numbers are ---75 pillows purchased and 50 cases in my possession. The big push will be in October with the final opportunity to bring them in for the November meeting. The earlier we know what the shortfall is the more time there is to make sure that every one of the kids gets their own beautifully handmade pillowcase with the goodies that will be inside. I know that those who made the cases became addicted to making more. Maybe while you are rummaging in your stash for the garage sale you might find the 27" feature piece for the case body-2" accent flange and the 12" cuff fabric to set it off! You also might find that elusive piece of fabric while shopping at the sale. Keep sewing..... You can make such a difference in the life of the children we help.

BLOGSPOTTING

It is Fall and we are off to the races---The Jelly Roll 1600, that is! Our Satellite group-the "Sewciabelles" are entering this race. Have you heard of this way of making scrappy quilt tops? Google Jelly Roll 1600 and you will find many sites and videos to engage you for hours before you run to your stash. The original idea was to use the official Moda rolls of fabrics-2 1/2 " X 40" strips (40 of them), thus 1600. Another option is the Hoffman batik rolls. I think that when you discover this method of being able to make a quilt top in 35 minutes (there is always an overachiever in every crowd!) then it will give you hours of satisfaction ploughing through your stash using any and all of your own fabrics. Here are a few sites to visit: <http://blog.heirloomcreations.net/?p=1897> ; [http://cwquilts.blogspot.com/2011/09/funky-jelly-roll-](http://cwquilts.blogspot.com/2011/09/funky-jelly-roll-1600.html)

[1600.html](http://www.katiesquiltingcorner.com/2011/04/free-pattern-friday-jelly-roll-1600.html) ; <http://www.katiesquiltingcorner.com/2011/04/free-pattern-friday-jelly-roll-1600.html> I am sure that there will be a Show and Share of the fabulous and "no two the same" tops we will be able to make.On your mark, get set, GO!!!

Project Somos:

My name is Amy yeung and I work with Project Somos, Based in Guatemala. We are building and eco-sustainable childrens's village for orphaned and abandoned children which will be the future home of 50 kids! Our goal is to gift each child that moves into the village with a unique quilt of their own. We are looking for quilters interested and willing to help us out. The details of our project are on our website - www.projectsomos.org Information about quilts for kids can be found here - <http://projectsomos.org/get-involved/quilts-for-kids> Thank you and I hope to hear from you soon Warm regards Amy.

Homewood Retreat Nov. 2011

Just a brief reminder for all the gals slated to go on this retreat, the balance of payments are due by the October guild meeting at the latest; for all who have already paid, our thanks. We would also encourage anyone who is toying with the idea of joining us, to put your name on the waitlist - we usually have a few last minute cancellations and you have a fair chance of filling a space if we know you want to go. Call us if you have questions.

For all the participants of our recent trip to the Sisters' quilt show, Sue is asking if anyone would like to donate their pincushion kit (given to us by Something to Crow About), she will collect them. Sue is putting the blocks together for a donation quilt. Thanks. Submitted by Bonnie Dimitry and Sue Artuso

Homewood Retreat 2012

The retreat committee for 2012 is now ready to accept applications for retreat 2012. Please see information published in the September newsletter re: signing up. In the September newsletter, the application form did not format correctly so if you are having trouble understanding it, please feel free to pick up an application from Patty McRory or Barb Waine at the

October or November meeting. There will be copies available at both afternoon and evening meetings. In addition, there was an error on the date on one of the pages. The post-dated cheque should be post-dated to December 1, 2011 not 2012. Thank you for your patience. Please feel free to call Patty if you have questions.

PROGRAM COMMITTEE

September meeting was busy, and we were glad to have several people sign up for workshops. Keep in mind that registrations will continue throughout the year. Come see us and the workshop samples at the back of the room near the library. Also, you may contact Linda Campbell at trelin@shaw.ca or 250-756-3137. We are excited about the Garage Sale at the October meeting. There are some tables still available. If you wish to sell items, book a table with Leslie Millward at bmillward@shaw.ca or 250-390-9077. Please be reminded that general entry will not be until after 1:00, as we need to allow the sellers and committees to have time for setting up. More details are in the Garage Sale notice in this newsletter. It should be a lot of fun! Our first workshop is *Paintsticks* with Val Ursulak on October 29. You will get to experiment and make many samples on your various fabric pieces (minimum 10" x 10") using paintsticks, stencils, rubbing plates, and other textured surfaces that are provided. A kit fee of \$15 will be collected at the workshop to cover the cost of supplies.

All Around the Colour Wheel with Ionne McCauley is a two day workshop November 5th and 6th. Using the book *Colour for the Terrified Quilter*, you will explore how to work with your fabrics. This course is nearly full, so act quickly if you are thinking about this one. On December 3rd, Leslie and David Haynes from *Buckingham Stencils* have a workshop for you, using stencils to practice and later print a lovely canvass bag. The kit fee (paid at the workshop) will provide you with a 16" x 16" cloth bag, three stencil brushes, paint palette tray and spreader, as well as a few other items.

Of course there are several more workshops in the new year to choose from. Also keep in mind there will be mini-demos at the February guild meeting. We have had some presenters volunteer, and welcome any others to get in contact with us.

Editor sandrahreno@yahoo.ca

Program Committee: Leslie Millward, Pat Ryan, Dianne Busch, Linda Campbell, Robin Barker, Barbara Waine, Janet Knecht, Irene Madsen

LETTER TO MEMBERS

My name is Susan Whittaker and I am inquiring to see if the following is possible. My youngest daughter is going away to UBC in the fall and she has talked to me about using a bunch of her old T-shirts from various sports over the years. She wants to cut a foot to a foot and a half square out of the front of the shirt and make a quilt out of the squares.

Could you please let me know if that would be possible and what it might cost to do, also the length of time it would take to make.

My number is 250-741-7062

Thankyou so much for your time

Susan.

GARAGE SALE

OCT 19th, 2011 will be here before you know it! Those who signed up at the September Guild meeting requesting a sales table will be allowed to come into the hall early to set up their goods along with committees that host tables. For sellers you may come in at 12:00 noon and the evening session at 6:00 pm. All others will be held at bay until the official opening of the doors. There are no presales. If you are a seller please ensure an adequate float, plastic bags or boxes for customers and price your items. Remember that we ask that all those who took a table attend both meetings to give all Guild members the whole Garage Sale experience. The announcements will be made at coffee break so that the shopping can commence right at 1:00 pm for the afternoon session and 7:00 for the evening. Another reminder that all excess stock left at the end of the night be taken away by the table owner. There is a Guild table for those who want to donate items so that the monies collected on that table will benefit the group. Getting digging into your bins and closets to come up with all those sewing related goods that could be making you money for more fabric! See you at the sale.

**Deadline for November newsletter
October 22,2011**

DONATION QUILTS

We are up and running at the donation committee table! Most of our batting was handed out at the Sept. meeting but more will be available at the next meeting. Four baby quilts of varying sizes and two lap quilts were turned in to us at the Sept. meeting. Well done, ladies.

We are asking the membership to make wheelchair quilts this year that will be donated to Travelers Lodge. Those confined to wheelchairs often feel the cold a little more so this offer of quilts was received with deep gratitude. Currently there are 28 patients in wheelchairs at that facility.

We will be working with 2 sizes for now -- 36 X 40 and 38 X 48. We ask that 2 ties be attached near the top corners. The ties should be 10 to 12 inches long (20 to 24 inches folded in half). A pocket is very useful and should be approx. 7 inches deep and 8 inches wide. This can hold glasses, kleenex, etc. It should sit on the quilt so that it is on the lap for easy access. Bright, colourful, happy fabrics will help to brighten their day! Batting in these sizes will be available at the next meeting. Please remember that these quilts will get a lot of washing so make sure your materials are durable.

Christine Hustins and Nancy Lutes

NANAIMO QUILTERS GUILD MEETING MINUTES September 21, 2011

Sherry Derebnicki, president, called the meeting to order at 1:00 pm. Judi McLaughlin, who will attend evenings, introduced co-president Sherry Drebnicki, who will chair the afternoon meetings, and Lillian Charron, our new Second Vice-President. Sherry then took over the meeting.

Minutes from the May guild meeting were accepted as distributed.

Hospitality: Gwyn Oaten signed in 99 members, and one new member has joined the guild.

Treasurer's report: Lise Skalos balance \$27,122.01 less funds for program courses and trips/retreats. Lise requested a volunteer to help in the afternoon. Please contact her.

Correspondence: *Cards were sent out this month to Johanna Pierik, who donated a dozen boxes of fabric to the guild, and to Annelies Massey, who is dealing with some health issues.

*A profound apology was received from Haven Society Editor sandrahreno@yahoo.ca

who left us off the Community Supporters Page in the 2011 Newsletter, along with a fervent promise that we will be in the next one.

*Thank You's were received:

-from Mike, member of Seniors Wellness Program, for Minnie Mouse pillow to celebrate the visit of his great granddaughter and great grandson when they visit from England

-from Rosanna at the Princess Royal Family Centre, who will wrap her new baby in the purple quilt with the dogs on it.

-from Bri and Riley, of the Nanaimo Family Life Association Youth Program, for quilts they received

*We also received the Nanaimo Family Life Newsletter, naming us on the front page in the "Thank You to Donors" Section, and

a folder from SewTuff Quilting Co, a new quilting shop in Tofino.

*We received 2 letters requesting donations:

Kathy Erickson would like someone to make a quilt of her Uncles clothing to give to her Aunt in early December. If you are interested in responding as an individual to either of these requests, please contact Judi McLaughlin or Sherry Drebnicki for more information.

* A special exhibit at the La Conner Quilt Museum in La Conner, Washington was announced. Called "Together" it features pairs of artists, one working in fiber and the other in their chosen media, who will twin, to present a brilliant collage of works. Two of the fiber artists who will be featured at this show, which runs from September until December, are members of OUR guild: Paulette Cornish and Coreen Zerr. So time for a road trip to the show, and a few quilt stores along the way!

In recognition of Norma's committed and cheerful work for the guild over a number of years, but especially for her work as our President last year, Barb Root presented Norma Franks with an awesome basket of goodies that will keep her happy and busy over the months to come. Norma will continue as our Past President this year, and we all send her our thanks and affection for her dedication to the guild.

Committee reports (Please refer to the Newsletter for detailed individual reports.) Updates were given by Lori Rogers for Christmas pillowcases; June picnic (Lillian Charron), Hospitality (Newcomers Tea to be held October 22, 1-4 pm), Challenge (Philippa Zapf entertained the evening meeting with her challenge "Name that Tune"),

Christmas Pot Luck (Janet Knecht needs an assistant for the gala and fun event); Retreat (Correct your info on cheques to read December 1, 2011 and not 2012). Updates were given by Program, Library was buzzing, plans for Quilt Show are cooking (Lillian Charron), Membership super busy, Placemats and Donation Quilts gave new ideas, Quilt Bee has a date (a Sunday), and Raffles has a job vacancy and needs at least 2 to help afternoons.

Old Business Marg Bradley's motion regarding absentee voting was presented to the guild. Marg spoke to her motion; discussion followed, and voting took place. Afternoon results were 19 for and 66 against; evening vote was 0 for and 27 against. The motion was defeated


New Business. Brechin Fall Family Fair will be held at the Church parking lot Sunday September 25, 3-6 pm. We are invited to have a display table. Nancy Lutes is Following up on this and has arranged two tables.

Raffles sandwiched an excellent Show and Share (see Newsletter for results). The meeting was adjourned by Sherry Drebnicki at 3:35.

Nancy Price-Munn, Secretary.

Harvest Quilt Studio

Long Arm Quilt Services



Carol Bailey
by Appointment Only
NANAIMO (250) 244-3655
www.harvestquilts.com

TOO MANY MACHINES

Babylock Quilters Professional
\$800

Husqvarna Designer 2, with
many feet \$1200

Open to offers: 250-213-1818
or

Email: jkaras17@yahoo.com

NEVER BEEN USED:

Janome Memory Craft 350E

Embroidery Machine

- PC transfer kit
- Inspira Stabilizer 3 pack
- Bobbin Thread, needles
- 256 USB stick
- 3 brand new embroidery books

ASKING: \$1,250.00 OBO



The Cloth Castle

Your One Stop Sewing Shop

Victoria's Exclusive Husqvarna Viking and Singer Dealer
www.clothcastle.com

786 Goldstream Ave., Victoria BC V9B 2X6 250-478-2112

The Cloth Castle your exclusive Vancouver Island Handi Quilter headquarters! Studio frames and sit down quilting machines.



Handi Quilter Studio Frame

Made of high-quality steel, the HQ Studio Frame is a robust, professional-grade table and frame system for your home studio.



Handi Quilter Sweet Sixteen Sit Down

If you love to free-motion machine quilt but struggle to fit your project in a small throat space, you're going to love the HQ Sweet Sixteen®. Sixteen inches of throat space gives you room to quilt even a king-size quilt. The smooth surface of the included table allows your project to glide under the needle. The powerful motor handles quilting with ease and stitches up to 1500 stitches-per-minute. Choose your three favourite top speed settings, on the easy-to-use color touch screen and let the machine remember them.

Come in for a demo of either of these great machines!

The Cloth Castle your one stop sewing and quilting shop on Vancouver Island.

www.clothcastle.com

BIB n' TUCKER QUILTING

October Sale

All leaf prints

All rusts, golds, tans and browns

25% off

35% off 2m or more (same bolt)

1/2 m minimum cuts

Wide batiks now in stock

343 Bay Street (at Turner) Victoria BC
(Lower Rear GRAVEL YARD parking lot)
386-6512 (Mon- Thurs 10-4, Sat 12-4)

QUILT RACKS



Western White Pine, with mortise and tenon joinery instead of screws, wide rectangular rails instead of dowels, and hand-rubbed varnish or urethane finish instead of spray. Build to last a couple of life times. 30"H x 14"W x 30"L \$250 Call Jim 250-390-9353

November Block of the Month

Thanks to everyone who made the October blocks and congratulations to our winner, Linda Robinson. We are continuing our colour theory theme as well as trying to offer interesting blocks. We will use, with permission, some of the ideas presented in Ione McCauley and Sharon Pederson's book Color for the Terrified Quilter. (Ione will be giving a colour theory workshop November 5-6) If you are new to colour theory, read the notes on last month's block for further explanation of the colour wheel and how to select a pleasing range of colours from your stash. This month we are using an analogous colour scheme which means colours that are beside each other on the colour wheel. Our block this month is an Ohio Star variation. Remember, accuracy in cutting and piecing is important. All seams are 1/4" unfinished.

Fabric Choices

We have chosen to use 4 analogous colours: blue-green, green, yellow-green and yellow. If you wish you may choose another combination, based on *your* fabric stash. Feel free to choose any one of the 12 standard colour families of the colour wheel, such as red-orange, red, red-purple and purple. An analogous colour scheme will include either a primary colour (red, blue,



Analogous Star

yellow), or a secondary colour (orange, purple or green) plus one or more tertiary colours. Use subtle prints or tone-on-tones as much as possible.

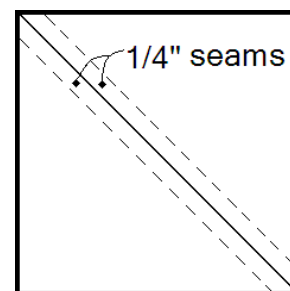
Cutting:

Lt Blue-grn	4	3 7/8" x 3 7/8"
Yellow-Green	4:	3 7/8" x 3 7/8"
White	1:	3 7/8" x 3 7/8"
Dark Green	1:	3 7/8" x 3 7/8"
	2:	3 1/2" x 3 1/2"
Yellow:	1:	3 7/8" x 3 7/8"
Med Blue-grn	1:	3 7/8" x 3 7/8"
	2:	3 1/2" x 3 1/2"


Construction:

First, following the instructions below, make the half-square triangles for the points of the star using the 4 light blue-green and 4 yellow-green 3 7/8" squares. Next make the 4 half-square triangles for the center. Use the white and dark green 3 7/8" squares for one set, and yellow and medium blue-green 3 7/8" squares for the other. Half-square triangle construction Place the light squares *wrong* side up and draw a pencil line from corner to corner. Place a light square on dark square *wrong*

sides together with light fabric on top. Using the diagonal line as a guide, sew a 1/4" seam on either side of the pencil line (*See sketch below*). Cut on the diagonal line and press the seams to the dark.



Now lay out the block according to the picture. Be sure to place the dark units in opposite corners. Assemble the block in four quadrants, using the picture as a guide. You will have two dark and two medium units. Lay out the block on your table, then sew the four units. Press.



Quilt using Analogous Star

If you have any questions, suggestions or problems, please call me at 250-758-1185. Since Val will be away this month, you can also reach Sandra at 250-756-2421. Wishing you joy, Val Ansell and Sandra Radley.

Nanaimo Quilters Guild 2011 ~ 2012 Executive Meeting

Month	Exec Meetings Monday	Exec Meeting Time	Guild Meetings Wednesday
September	Sept 12	1:30 to 3:30	Sept 21
October	Oct 3	1:30 to 3:30	Oct 19
November	Nov 7	1:30 to 3:30	Nov 16
December	Dec 5	1:30 to 3:30	Dec 14 – Pot Luck Evening Meeting
January	Jan 9	1:30 to 3:30	Jan 18
February	Feb 6	1:30 to 3:30	Feb 15
March	Mar 12	1:30 to 3:30	Mar 21
April	April 2	1:30 to 3:30	April 18
May	May 7	1:30 to 3:30	May 16 Elections Evening Meeting
June	June 11	1:30 to 3:30	June 20 – Picnic



**Huckleberry's
Fabrics Inc.**

1930 Ryan Road East
Comox, BC, V9M-4C9
250-339-4059
1-877-339-4059 Toll Free
e-mail :
sewfun@telus.net



DIMENSIONS: Approximately 39" wide x 17" high

Upcoming Classes @Huckleberry's

- Leaves Quilt-Saturday, October 1 (see picture)
- Christmas Spotlight-Wednesday, October 12 (great for any panel)
- Shadow Box- Saturday, October 15 (very popular)
- Free Motion Made Easy- Wednesday, October 19
- Roman Stripes-Saturday, October 22 (very cool technique)
- Merry Christmas' Present Tablerunner-Sunday, October 23
- Happy Holiday Xmas Treeskirt- saturday, November 5
- Hidden Charms Tablerunner, Sunday, November 6



Your One Stop Quilting and Sewing Machine Store on Vancouver Island!

Clip & Save Coupon!

Come in From
October 1 -
December 31, 2011

Save 30% off
Any One Pattern - Any Brand

Clip & Save Coupon!

Come in from
October 1 -
December 31, 2011

Save 30% off
Any One Book - Any Brand

Hours: Sun. 12-4, Mon-Thurs. & Sat. 9:30-5:30, Fri. 9:30-9
Closed Holidays and Sundays in July & August



Snip & Stitch
SEWING CENTRE
NANAIMO

1-4047 Norwell Drive
Nanaimo, B.C. V9T 1Y6
1.250.756.2176
1.800.789.1730
Email: info@snipandstitch.com
www.snipandstitch.com






SERGE & SEW

250-390-3602

105 Nored Plaza, 6750 Island Hwy., Nanaimo

SEPTEMBER SPECIALS

- PFAFF Expression 2.0 with free Go Baby™
- PFAFF Expression 4.0 with free Tool Box
- Baby Lock Symphony with \$100 gift Certificate

Check our website www.sergesew.com

for EVENTS & SALES!

Authorized PFAFF & Baby Lock dealer
Servicing & repairs to most sewing machines & sergers.
Monday - Friday 10 - 5:30 Sat 10 - 5 Sundays closed



Vanc Island Connection
TO
Superior Threads
23 Thread Lines/750+ Colors!

On-Line Thread Candy Shoppe

www.CindysThreadworks.com

Cindy Scraba
Certified Threadologist

cindysthreadworks@telus.net
1-(250)-738-0560
Qualicum Beach, BC

TEXTURED BAG CLASSES? ON-LINE schedule & Photos

contact *Cindy Scraba* www.cindysthreadworks.com cindysthreadworks@telus.net
(by apt. Qualicum River Estates) (250) 738 0560

Together at La Conner

Opening: **Wed September 28**
on display until **December 31, 2011**



Woods on a Snowy Evening Fiber Art by Coreen Zerr



Spring Thaw Painting by Sari Spenser

Together

is a collaborative project between pairs of Canadian artists – one working in fibre and the other in their chosen media. This exhibition has brought together a group of textile, quilt, and fibre artists working in a wide range of styles and paired them with painters, woodworkers, mixed media artists, potters, and glass artists. Each pairing of artists chose their own theme and their themes are as diverse as their media.

Some of the artists began with a word or words as inspiration: “Orchid”, “Stone Threads”, or “Runes, Wings, & Keys.” Other artists were working from an inspirational photo or painting. Many artists sought inspiration from the world around them: organic and abstract patterns found in nature and landscapes. The issues facing nature also appears in some of the work: “What’s happening in the oceans”, “Pine beetle devastating the forests”, and “Clear cutting of forests.” While many of the artists are working in their own media, some of the pairs have decided to work on one project using their combined talents to interpret a theme.

All in all, a well-rounded grouping of artistic works made by an eclectic group of artists working in their respective media to bring you a brilliant collage of works. Vivian Kapusta, guest curator.

703 Second Street, La Conner, WA

Museum Hours Wed-Sun: 11am-5pm

Website: <http://www.laconnerquilts.com/>

Phone: 1 360 466 4288

South on US #5, turn west onto #20

(Anacortes turn off)

South on: La Conner Whitbey Rd

Address: