



Next Meeting

April 15 GADGETS!!
Brechin United Church
Doors open at 12:30
Meeting starts at 1:00 & 7:00



Next Executive Meeting

April 8 1:30 p.m.
Country Grocer, 10th Street

Next Quilt Show Meeting

June 4 1:30 p.m.
Country Grocer, 10th Street

Newsletter Deadline

April 22, May 22, August 22

Things to Remember:

- name tag, your gadgets!
- your own coffee/ tea cup please!
- change for raffles
- library books, Challenge quilt
- \$10 for Sewing Room Tour
- Show and Share, UFO's
- placemats/comfort quilts
- block of the month (for April)
- newsletter
- baking or store bought goodies (if your surname starts with S or T)
- fat quarter fabric exchange
- a donation for the food bank:
suggested: tea & instant coffee

Membership & Hospitality

Please stop at the Membership/ Hospitality table when you arrive at Guild meetings to sign in and pick up your ticket for the name tag draw.

Yummy Baking ...

Thanks to everyone who brings delicious goodies for our meetings. **For April, it's the turn of everyone with a surname beginning with S and T.**

For Sale: Sewing table, 2 cutting mats 36" X 24", one small cutting mat perfect to transport to classes. Please contact Mr. Hale Yardley at yhale39@telus.net

From Our Presidents' Pens



The signs of the spring are all around us – I've just seen the first swallow flitting around my nest box and my garden is full of crocuses. FINALLY new green leaves are bursting forth, the primroses are bringing colour by my door and, best of all, my chives and parsley have that tender and delicious flavour of the first growth. The signs of quilters' spring are here too with sewing and quilt shows springing up all over.

It's time to turn our thoughts to things green and new! Don't forget that quilts for this year's challenge "It's not easy being green" are due in at this month's meeting. And the UFO challenge for this year is also finished at the next meeting.

Speaking of new projects, what a wonderful and inspiring presentation we had from Pippa Moore and her friend, Joan, at the March meeting! It certainly made us want to get up and go. We often think that one person can't do very much to solve the large problems that exist in our world. However, many of the guild's speakers in the past year have taken an idea and run with it, with great success, demonstrating the truth of the old phrase "mighty oaks from tiny acorns grow". All are to be congratulated on their creativity and their compassion.

For the third month in a row the Guild is hosting workshop at Oliver Woods Centre. April 4 will see Pam Godderis Dangerfield here to offer her class "New Fangled". The name alone is intriguing and we can't wait to see what masterpieces result.

Please remember to bring your most, and least, favourite quilting gadgets to the April meeting. We all have those items that make us wonder what we were thinking when we purchased them. I expect we shall be well entertained with the stories surrounding the items we thought we just had to have to find they are still pristine in their packages. Perhaps this is the time to see if it could find a new home!

It is our goal to fill each vacancy on the Executive/Committees at the April meeting in order to have a smooth and quick election at the May meeting. Many of the "big" positions have members that are willing to stand as incumbents or those that have come forth to allow their names to stand. We two have made many new and treasured friendships from being on the Executive, and the solidarity amongst this group of women has made our job a pleasure. As we have said many times, assuming a position with a friend(s) not only is fun but sharing the responsibility makes the load far less and very manageable in our busy lives.

We hope everyone is excited about celebrating the Guild's 25th birthday at the October meeting. And we are so lucky to have a wonderful Program Committee to assume the planning of this event but remember they will need our help to make this a memorable occasion. I for one have put my name on the list to help these ladies.

And finally, we want to remind you to please bring your own cups for coffee break. It is a lot of extra work for Gladys to clean up to 48 cups at each meeting, in addition to the urns and goodie-platters. Please remember to check whether you are to bring the goodies that we all know we do not need BUT love to devour each tea break, for we all know quilters are equally excellent bakers!

Have a great month! *Eimear and Avril*



New Executive Meeting Place!

Our Executive now meets at COUNTRY GROCER SOUTH END NANAIMO, 82 Twelfth Street. At Southgate Centre there is a traffic light at the old Island Highway and 10th Street. If coming from Nanaimo, go through this light and there is a direct right turn entrance into Country Grocer. From the South do not take the Parkway, continue on Highway 1 until the light at 10th (Southgate Shopping Centre) and turn left. Go to Lawlor, your first left and turn. Go to 12th Street & Country Grocer. Thanks to Linda Addison for finding this great meeting space!



Program Committee

GADGETS!?GADGETS!?GADGETS?!

What was I thinking when I thought I couldn't live without this gadget?!!??

Lets have a little fun with our April Program. You know how this happenswe come home from our local quilt shop with the latest gadget..... a few weeks later we are thinking...why the heck did I buy this????

So please bring along those LEAST FAVOURITE GADGETS, along with your MOST FAVOURITE GADGET and we will have a little fun. Maybe there will be a quilter at the meeting who thinks she can't live without your gadgets!!

SEWING ROOM TOUR: Sunday May 24,10 a.m. - 4 p.m.

Our Sewing Room Tour featuring the Quilting Diva's of the Deep South will be on Sunday May 24 starting at Coronation Mall in Ladysmith. Cost is \$10 per person with our recommendation that you also compensate your drivers for their gas. Sign up will be at our April meeting or through Barb Root at her email rootco@shaw.ca or 250-245-3320. Your name will be confirmed on the list once she receives your \$10. Our tour will end in Saltair with refreshments to be served.

If you are able to be a driver, please tell Barb how many seats you have available in your vehicle.

The Margaret Miller class was very successful in spite of the snow. We had 19 participants who made some very stunning blocks! We can hardly wait to see those Angle Play Quilts.

Our last two courses of the year are New Fangled with Pam Godderis and African Sunshine with Pippa Moore. These classes are full but we are still taking names for the wait list. Contact Barb Root at 250-245-3320 or rootco@shaw.ca

VACANCIES ON EXECUTIVE & COMMITTEES

Earlier this year we sent out inquiries to the sitting Executive/Committees requesting if they were continuing or stepping down from their positions. The following list was made from those who replied and did not. If anyone currently in one of the positions listed below is intending to continue, please contact Avril, Eimear, Barb or Norma. And remember if you are worried about assuming a job by yourself, do it with a

friend. This is a wonderful way to make a new friend or renew a connection with a guild member.

- Vice President(s)
- Assistant Treasurer
- Hospitality
- Raffles
- Publicity
- Visiting Quilts
- June Picnic
- Advertising
- Boutique
- Fabric Exchange
- Block of the Month
- Evening Secretary/Treasurer
- Evening Membership
- Evening Hospitality
- Evening Raffles
- Evening Placemats
- Evening Coffee



To the person who brought the lovely muffins to the afternoon guild meeting last month: Your plate and dish will be at the coffee counter at the next meeting for you. Thank you, the muffins were lovely!



Your Guild needs YOU!

Nanaimo Quilters' Guild Elections 2009

Ladies, it's that time of year again - the time when people decide to offer their services to the Guild, the community of quilters in which we are all lucky enough to participate!

If you wish to let your name stand for election to the Guild Executive for 2009 please let us know. As always, at the AGM, nominations will be accepted from the floor.

Please remember that a load shared is a load halved, and consider working with a partner. It really makes the commitment a lot easier! Remember, we are all in this together! *Eimear & Avril*





2009 SCHEDULE ~ WRITE THESE DATES IN YOUR DIARY

DATE	AGENDA	PROGRAM
Apr 4	WORKSHOP 9-4	"PAM GODDERIS DANGERFIELD" at Oliver Woods
Apr 8	Executive meeting	Country Grocer 1:30
Apr 15	Guild: Short business, Full Program	"BEST AND WORST GADGETS" Show UFO's
May 13	Executive meeting	Country Grocer 1:30
May 20	Evening meeting only	"ELECTIONS" UFO Prizes, Challenge Prizes
May 24	SEWING ROOM TOUR	Ladysmith, Saltair, Chemainus, Duncan, Maple Bay
June 4	Quilt Show Meeting	Country Grocer 1:30
June 7	WORKSHOP	"PIPPA MOORE"
June 10	Executive meeting	Country Grocer 1:30
June 17	Social	POTLUCK PICNIC



Creative Quilting
102-5869 York Rd.
Duncan, BC V9L 3S3



Darlene Potts
Creativequilting@telus.net
Phone: 250 746 8033
Fax: 1 866 847 8629

Judy Farrow

Textile Adventures

Little Mountain Studio
call or email for class schedule
judyfarrow@shaw.ca
250 954 3797

Kismet Quilts
5334 Argyle Street, Port Alberni, V9Y 1T8
250-723-6605
Monday-Saturday 10 am - 5 pm

Available Now...TIMELSS TREASURES TONGA BATIKS
FEATURING THE PATTERN
SHADOWBOX BY CHERYL MALKOWSKI...JUST ONE OF
THE GREAT DESIGNERS WE HAVE IN STOCK...
COME CHECK US OUT!
www.kismetquilts.com



*Long Arm Quilting Services, Fabrics, Notions, Books,
Gifts, Large Selection of Wide Goods, Quilting Classes*

SWEET PEA QUILTING
25 Roberts Street, Ladysmith, B.C. V9G 1A2
Telephone: 250-245-2114
Email: sweetpea.quilting@shaw.ca

Long Arm Machine Quilting
See us for your machine quilting needs. Once you have selected the ideal pattern for your quilt, our computerized system will scale the pattern so that it fits YOUR quilt perfectly.

QUILTING SPECIAL

With a minimum purchase of \$100.00 at Sweet Pea Quilting (excluding quilting services) you will receive a credit of \$25.00 to be used when you bring your next project in to be quilted.

Fine print:
A maximum of two \$25.00 credits may be redeemed for each quilt, \$25.00 credits must be used within one year from the date that they are earned.

We offer a selection of wide batting and backing.



Library News

The year has gone by so quickly! Only April & May left for library book check-outs. Please check your shelves for any library books that may be hiding. Remember May is the month that you get to keep those library books until September. **Reminder:** At the **afternoon meeting** the books come in fast & furious and the library gals are working full tilt to get them carded & returned to the tables before coffee break. They do a wonderful job usually carding 300-400+ items in a **very** short time. That is why we request that everyone at the afternoon meeting wait until coffee time to browse and check out library books. The evening meeting is not as busy and we are able to "multi-task", returning and checking out before the meeting.

New to the Library: *Quilting Dot to Dot* by Cheryl Barnes

It has been suggested that we purchase the Margaret Miller templates for the Library. Thank you to everyone who has donated their "extra" books to the library over the last year. *The Library Team*

March Raffle Winners

Mystery Fabric: Mickey Leclaire, Judy Nelson

Raffles: Nancy Price-Munn, Pat Sweeney, Rosa Christenson, Deri Morris, Heather Henderson, Blanche Ellito, Barbara Clement, Thelma Skelton, Mickie Leclair, Gwyn Oaten, Bonny Dormuth, Angela Mckenzie, Phillippa Zapf, Arlene Ackerman

Show & Share: Vivian Scott, Patty Jones, Greta Simmons

Door Prizes: Yvonne Jans, Marcia Miller

Block of the Month: Penny Whittaker
Gail Lambourne & Margaret Carmichael



*Susan Purney Mark & Daphne Greig
Teachers, Authors, Designers*

Our New Book:
Simple Stained Glass Quilts
Order your autographed
copy online or by phone.

patch
works
studio

www.patchworkstudio.com
email: patchworkstudio@shaw.ca
phone: 250-595-4411

Harvest Quilt Studio


Long Arm Quilt Services ~ Memorial/Memory Quilts
Mail Order Enquiries Welcome



Carol Bailey

by Appointment Only
NANAIMO (250) 244-3655
www.harvestquilts.com

The Cumberland Quilt Shop



Visit our new store!
at 2727 Dunsmuir (by the library)
No more stairs, bright
new location!

*New Kona Bay Asian fabrics *
*New line of how to quilt videos *
see our website for spring classes:
www.cumberlandquiltshop.com
Phone: 336-2624

No fabric over \$16.00/m on any day!



Minutes of March 18 Membership Meeting

Meeting called to order at 13:08 by co-president Avril Valentine. 83 members and 7 guests in attendance. Avril introduced Pippa Moore & Jane Darling from Comox who would be presenting the program. Also introduced were Donna Paisley and Rose Mary Slaney from the Parksville guild who brought the raffle quilt and tickets for their "Seasons by the Sea" quilt show May 29-31.

Hospitality: Val Ursulak welcomed guests Carol Phinney from Gabriola, Katelyn Seery, Duncan, Lynn Coldwell, Chemainus, and new members Sheila Lane and Lynda Kalbfleisch, Gabriola, Judi Ross and Penelope Woodwork, Duncan, Juanita Holland, Ladysmith, and Elaine Evans, Grace Turner, Suzanne Chernoff, Jeanette Toews and Geri Mendez from Nanaimo.

Secretary: Thank you cards were received from the RCMP Victim Services and from SD#68. A sympathy card was sent to Judith McLaughlin on the loss of her father, get well cards to Paddy

Wynne and Barb Root and a thank you card to Save On Foods for the use of their meeting room by the executive and Quilt Show committees.

Treasurer: A report was given by Florence Dorscheid, moved by Doreen Smith, seconded by Nancy Price-Munn, and accepted. Avril thanked Florence for filling in while Audrey was away.

Committee reports were given by their respective members and are published elsewhere in the newsletter.

Old Business: Eimear advised any ex-Manitobans of the Manitoba Homecoming 2010 quilt competition. Avril thanked Florence Dorscheid for her quick response and donation of a quilt for a chemotherapy patient. Guild members are encouraged to think of taking on a position at elections are in May (see page 2 for vacancies)

New Business: After discussion at the executive meeting it was proposed that the the Guild's 25th anniversary be

celebrated at a joint evening meeting in October. Cathy Welte has done some initial research and suggested some ideas. Input from members is welcome. The Program Committee will do the planning and members will be asked to help. This is a celebration of the dedication and hard work over the years by guild members and the cost will be borne by the guild.

Pippa Moore presented her slide show of her quilting classes in Uganda. Meeting was adjourned at 15:30. *Submitted by Lillian Dalton, Secretary.*

Minutes of March 18 evening meeting

Meeting was called to order at 19:02 by acting Chairperson Val Ansell, 34 members and 3 guests in attendance. Pippa Moore's presentation was followed by break and shopping. The business part of the meeting followed the day agenda. Meeting adjourned at 21:30. *Content by Val Ansell, Evening Secretary, transcribed by Lillian Dalton, Secretary*

BIB n' TUCKER QUILTING

April Sale

All tone on tone **purples**

All tone on tone **yellows**

**30% - 35% off 2m + (same bolt)
1/2 m minimum cuts**

**Reminder: open Easter Monday
Regular hours 10-4**

343 Bay Street (at Turner) Victoria ,BC
(Lower Rear GRAVEL YARD parking lot)
250-386-6512 (Mon- Thurs 10-4, Sat 12-4)

INSPIRING FABRICS • PATTERNS & BOOKS • NOTIONS & GIFTS



Creative Quilting for All Life's Phases

Open Daily!

1689 Government Street at Fisgard

Phone: (250) 383-4023

www.satin-moon.com

Gail Thomas
Painting Images workshop
April 14 - 16, 2009

April Fools Month of Silly Sales!
A new one each day!



"use what
you have"
month

The Green Challenge

As we wake up from winter, everything is turning "Green". What a way to herald in April, otherwise known as "Use What You Have Month". Used teabags can be incorporated as an appliqué onto just about anything. Go to www.judyperz.blogspot.com In the search area at the top of the blog type teabags. This will bring up several articles on how you can use pen and coloured pencils on a dried, emptied teabag to enhance your quilts. Please hand in your Challenge to me at the April 15 meeting. I truly appreciate all those who participate in the Guild Challenges. Could you please place your creation in a bag so that it is a surprise and include a label or paper on the back of your quilt with the following information:

- Your name and phone number
- The name of your quilt or piece
- What was your "used" item or surprise in your piece?

- What was your inspiration?
- How long have you been quilting?

As always, if you have any questions please email me lorie.rogers@gmail.com or call 250-729-9966

Quilt Shows and Events

April 23-26 Island Quilting Seminars
Sequoia Springs Golf Club, 700 Petersen Road, Campbell River. Quilting workshops hosted by the Campbell River Friendship Quilters Guild. For registration, descriptions www.crfriendshipquiltguild.com Info: cseeley@oberon.ark.com

May 1-3, Sunshine Coast Quilters Guild Quilt Show, Sechelt, BC. Handouts at April meeting and link on our website

May 8 & 9, Sew'n Love, Orchard Valley Quilters, New Life Church, Kelowna, B.C.

May 22 & 23, Colour in Motion, Cranbrook Quilters Guild, College of the Rockies gymnasium, 2700 College Way Cranbrook
May 22: 10-8, May 23 10-4. Admission \$4

May 22-May 24, Quiltafair, Fraser Valley Quilters Guild, Cloverdale Catholic Parish Hall, Cloverdale

May 29-31, Seasons by the Sea, Parksville Community Centre, 132 East Jensen Avenue, Parksville, Admission \$6 or \$10 for 3 days. Parksville Quilt House Quilters Guild. Workshops run June 1-4. Info at www.parksvillequiltthousequilters.com

May 16-20, Vancouver Island's 3rd Annual Shop Hop, regular store hours for each participating shop. Visit your local store for more information.

April 28- May 1, 2010, Quilt Canada Show & Classes, Calgary Alberta. 28 teachers, huge merchant mall, National Juried Show info: www.canadianquilter.com

June 18-20, 2010 Nanaimo Quilters Guild Quilt Show, Beban Park, Nanaimo

Food Bank Donations

Many thanks for last month's donations to the Loaves and Fishes Food Bank. For our April meeting the suggestion is Tea (bags, regular tea) or instant coffee, but of course as always anything you would like to donate is just great. Thanks again, *Norma Franks*



Coreen Zerr
Quilt Designer
and Instructor

3648 Glen Oaks Drive
Nanaimo, BC V9T 5L3

Phone: 250-756-1683
Cell: 250-619-7060

Corsew Designs

**For Classes offered in my home studio,
guilds, and quilt shops check website
or contact me via e-mail**

www.coreenzerr.com

e-mail:
corsew@shaw.ca



SERGE & SEW

www.sergesew.com

250-390-3602

6750 Island Highway N., Nanaimo, BC, V9V 1S3

**Featuring a fabulous selection of
quilting fabrics, books, patterns & notions.**

AUTHORIZED PFAFF DEALER

**Servicing & repairs to most
sewing machines & sergers.**

Sales & Events are announced on our website,
the Bulletin Newspaper and Radio FM 88.5

Come see what we're all about!




May Block of the Month

This month's block is called Flower Garden. It evolved on my computer as I played on EQ. I wanted to design a simple block using 4-patches and squares that would form an interesting pattern when combined. I hope it is unique enough not to violate any copyright. To get maximum impact from this pattern, we will again split by last name. A to M will do the dark version (Block A) with five fabric squares and four 4-patches. N to Z will do the second version (Block B) with four fabric squares and five 4-patches. The key to this pattern is getting a smooth range of blues from a lightest of pale blues to a very dark blue for accent in the first version and a blue floral in the second. As always seams are 1/4" and finished block is 12" plus 1/4" seam allowance all round.

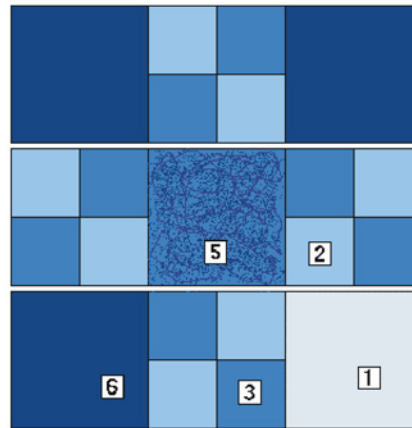
Please call me at home with any questions. 250-758-1185. Val Ansell

Sample Layout for 16 Blocks



Last initial A to M

Block A: (Split into 3 strips)



Fabric Choices and Cutting:

- | | |
|------------------|--------------------|
| 1. Pale grey | 1, 4 1/2" square |
| 2. Light blue | 21" x 2 1/2" strip |
| 3. Medium blue | 21" x 2 1/2" strip |
| 5. Darker medium | 1, 4 1/2" square |
| 6. Dark blue | 3, 4 1/2" squares |

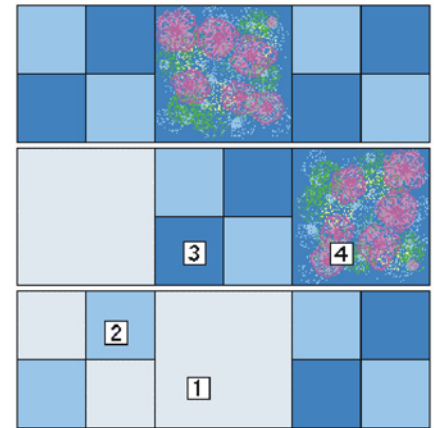
Assembly:

Sew light blue and medium blue strips together. Press to medium fabric. Cut crosswise into eight 2 1/2" x 4 1/2" pieces. Nest seams and sew right sides together with *light* touching *medium* and make four 4 1/2" square 4-patch checkerboards. Press. Trim to 4 1/2" squares.

Lay 4-patches and fabric squares on table according to Block A sketch. Pay attention to position of medium value (fabric 3) of 4-patches in the layout. Construct the three strips as indicated. **Re-check layout.** Press away from 4-patches. Sew the three strips together to finish the block. Press out.

Last initial N to Z

Block B: (Split into 3 strips)



Fabric Choices and Cutting:

- | | | |
|----------------|----------------------|----------------------|
| 1. Pale grey | 2, 4 1/2" squares | 1, 6" x 2 1/2" strip |
| 2. Light blue | 1, 6" x 2 1/2" strip | 21" x 2 1/2" strip |
| 3. Medium blue | 21" x 2 1/2" strip | |
| 4. Blue floral | 2, 4 1/2" squares | |

Assembly:

Sew the 6" strips together and the 21" strips together. Press both sets to darker fabric. Cut crosswise into two *pale plus light* and eight *light plus medium* 2 1/2" x 4 1/2" pieces. Nest seams and sew right sides together with *light* touching *pale* in one 4-patch and *light* touching *medium* in the other four. That makes five 4 1/2" square 4-patch checkerboards. Press. Trim to 4 1/2" squares.

Lay 4-patches and fabric squares on table according to Block B sketch. Pay attention to position of light value (fabric 2) of 4-patches in the layout. Construct the three strips as indicated. **Re-check layout.** Press away from 4-patches. Sew the three strips together to finish the block. Press in.

Bernina 830E

The only, luxury, high-performance sewing and embroidery system in the world.

When you create on the BERNINA 830, your grandest ideas can come to life. That's because it offers the most Sewing and embroidery space, unbeatable speeds, and the most advanced ergonomics of any home sewing machine. It's time to think bigger.



Huckleberry's Fabrics Inc.

1930 Ryan Road East
Comox, BC, V9M-4C9
250-339-4059 or 1-877-339-4059 Toll Free
e-mail : sewfun@telus.net



250-537-8985
www.stitchesquiltshop.com
127 Rainbow Road, Salt Spring Is.
BC, V8K 2V5

Stitches

Supplies for the Fibre Artist



Barbara's Quilting Studio

Mid-Arm Pantograph Quilting
closed Saturday

Barbara Dickie

phone: 250 758-4048

b_dickie@shaw.ca

THE
Stitcher's Muse
NEEDLE ART

Fine needleart and lacemaking supplies

- hand-dyed silks and cottons
- charts, books, patterns, kits
- silk ribbon, beads
- quality fabric
- small selection of quilt fabric
- evenweave fabrics

#7 - 70 Church Street, Nanaimo
250-591-MUSE (6873)
www.thestitchersmuse.com
email: info@thestitchersmuse.com

Snip & Stitch
SEWING CENTRE
Discover the world of sewing!
"Wander through our store
for a refreshing experience"

Spring Fling Open House

Friday April 3rd 9am-9pm
Saturday April 4th 10am-6pm
Sunday April 5th 11am-5pm

**Come In To
Enter Our
Mother's Day
Draw**

**Balloon Pop
For Extra
Savings**

Snip & Stitch Sewing Centre Ltd. is located at:
#1-4047 Norwell Dr., Nanaimo BC, V9T 1Y6.
Phone us at 250-756-2176 or 1-800-789-1730
www.snipandstitch.com

GRAMMA'S
QUILTING CUPBOARD
Fabrics • Patterns • Notions • Classes

Ph: (250) 248-8449 P.O. Box 606
Fax: (250) 248-8451 #1-180 Craig Street
Marian Whitney Parksville, B.C. V9P 2G7

grammas_quilting_cupboard@shaw.ca
www.grammasquiltingcupboard.com

THE CLOTH CASTLE
786 Goldstream Avenue
Victoria BC V9B 2X6
Tel: (250) 478-2112
Fax: (250) 478-1050

Your One Stop Sewing Shop

Dress & Specialty Fabrics, Drapery & Upholstery Fabrics, Quilt Fabrics,
Sewing Machines & Sergers Sales & Service
Classes and Sew Much More.

Website: www.clothcastle.com Email: theclothcastle@hotmail.com