



### Next Meeting: Potluck

December 10

Brechin United Church  
Doors open at 5:00  
Potluck starts at 6:00 pm



### From Our Presidents' Pens

As I write this the sun is shining, the sky is a perfect blue and my neighbour is in a bucket lift putting Christmas lights on the 100 foot Douglas Fir trees. I invested in energy saving outdoor LED lights yesterday and my Scrooge will have to grin and bear it as he decorates our house. Our wee ones are coming for Christmas and the house just has to be ablaze with the lights of Christmas when they arrive. I have a start on organizing myself but I still wonder how it got to be so close to the Holiday Season. I am very much looking forward to the retreat at Quadra where I will have uninterrupted days to work on both Christmas and quilting projects. (Avril)

I am not nearly as organised as Avril and circumstances dictate that I don't go to the Quadra retreat this year. But I, too, am looking forward to hosting family for Christmas and having all of us celebrate the pleasure of each other's company, in good health. We have decided that 'creativity' is our aim for this year's gifts so I'd better get going! (Eimear)

Our Program Committee had something for everybody during November and we can look forward to the annual Christmas Potluck dinner on December 10. On my calendar I have a reminder to bring an item for the Food Bank collection and my Bingo Square; now to decide on what delectable dish to bring to add to the feast. Thank you to Norma Franks, Beulah Friesen and Roberta Shepherd for organizing this excellent start to the festive season. From both of us we wish you a very Merry Christmas and the best in the New Year. *Avril and Eimear*

### Next Executive Meeting

December 10 1:30 p.m.

Save On Foods, Woodgrove

### Newsletter Deadline

December 15! Note the deadline has been moved one week earlier than usual because of the holidays.

### Things to Remember:

- name tag
- place setting for dinner
- pot luck contribution
- Bingo cards/markers (see page 9)
- non-perishable food bank donation
- change for raffles
- workshop registrations
- UFO list to hand in
- Show and Share
- donation quilts
- block of the month (for December)
- fat quarter fabric exchange
- gift <\$10 for exchange (optional)

**Gift exchange** at our Christmas Pot Luck (\$10 limit) For those who wish to participate, place your gift and name on the gift table. Throughout the evening names will be announced for you to come up and choose your exchange gift.

The **Food Bank** sends its grateful appreciation to members who brought donations to our November meeting: 52 canned/bottled items and 24 packaged items. I will be at Brechin Church from 3 pm on December 10. If you are not attending the Pot Luck you can drop off your food donation any time after 3 p.m.



I would also like to add my thanks to those of the Food Bank. You are a great group of women who respond positively whenever there is a

need and I am proud to be part of the Nanaimo Quilters Guild. *Norma Franks*

NQG Box 943 Nanaimo BC V9R 5N2



*Barb Root*



*Bryony Dunsmore*



*Avril Valentine*

### Newcomer's Tea a Success!

The Newcomer's Tea was a lovely afternoon, and I would like to thank the new members who attended! Many thanks also to the executive members who brought a lovely array of goodies, and willingly shared information about the workings of our guild. Congratulations to Fran Nicklom and Marcia Miller as winners of the two games! Many thanks, *Kathy Bush, Hostess*



*Cathy Welte and Eimear Keane*



*November 17 Newcomer's Tea*

### Christmas Gift Bags

Many thanks to those members who donated the beautiful gift bags for teens. We received 46 bags and these were divided equally between Five Acres Secondary School and Nanaimo Youth Services Association ONE STOP Youth Drop In program. Representatives from both organizations attended the evening meeting and thanked everyone for their generous support. *Norma Franks*

Editor [suecreba@aquariusd.com](mailto:suecreba@aquariusd.com)



## Program Committee

Members enjoyed a fun-filled, relaxing class with Sharon Pederson while learning how to mark fabric with Sashiko patterns. We enjoyed Sharon's easy teaching style and the new venue. Thanks to all of you who participated.

Register for classes at guild meetings, or email Barb Root [rootco@shaw.ca](mailto:rootco@shaw.ca) and mail your cheque (to Nanaimo Quilters Guild) to Barbara Root, 10930 Sea Vista Road, Ladysmith, BC V9G 2A1. You can also pay with Visa/MasterCard at any meeting. Should you have to cancel a class for any reason you must notify Barb ASAP via email or at a guild meeting. You will receive a refund **IF** we are able to fill the class. The Guild Treasurer requires members to sign for **REFUND CHEQUES**, so refund cheques will be available at Guild meetings for pick up.

**REMINDER: Register with Barb for classes prior to Dec. 25 as she will be away until February 6. To register or cancel a class during this time, please**

**contact Lillian Charron** 250-245-8345 or email her at [meme150@shaw.ca](mailto:meme150@shaw.ca)

As of June 2009 we will no longer have a **Program Committee**, since the term of office is up for the current Program Committee members. We need a team to plan classes, tricks of the trade, speakers, and Guild activities (teachers need to be booked now for the next 2-3 year period). If any of you are interested in this exciting *career opportunity* please call Lillian Charron, Barb Root, or Cathy Welte.

**"PORTRAITS" Sat. Feb. 7/Sun. Feb. 8, 9-4 @ Oliver Woods Centre** In Charlotte Warr Andersen's upcoming class we use a sewing machine, satin-stitches, and a reverse layering technique to produce a portrait. We are fortunate to have such a well known instructor come and teach. We still have spaces available and hope you will come and join us to learn this technique.

**Supplies:** Kit Fee \$15 (for fabric), small, fine scissors that cut all the way to the

point, removable fabric markers, masking tape, seam ripper, light box (shared) extension cord, sewing machine with regular, quilting and/or embroidery foot, fusible thread, 4-6 different colors flesh tone cotton, machine embroidery thread/bobbin thread (optional), 10" x 12" piece Sulky Totally Stable Stabilizer.

**"ANGLE PLAY" Sat. Mar. 7/Sun. Mar. 8, 9-4 @ Oliver Woods Centre** Margaret Miller will bring 4 sets of templates for students to use during class. Template sets can be purchased as follows:

Set 1 = \$30; Set 2 = \$30; Complete Set = \$60 (without design booklets); Complete Set = \$95 (4 design booklets and 4 template sets); Design Booklets: each has patterns for 3 quilts, plus 21 blocks from each template. (Margaret doesn't know which pattern you will choose nor which templates you will need)

**Supplies:** bring a large variety of fabrics in 2 or 3 color families (1/2 m – 1 m cuts) Bring along all your regular sewing supplies. website: [www.millerquilts.com](http://www.millerquilts.com)

The workshop registration form is in September's newsletter, on our website, and available at guild meetings

## Harvest Quilt Studio

Long Arm Quilt Services ~ Memorial/Memory Quilts  
Mail Order Enquiries Welcome



Carol Bailey

by Appointment Only  
NANAIMO (250) 244-3655  
[www.harvestquilts.com](http://www.harvestquilts.com)



Coreen Zerr  
Quilt Designer  
and Instructor

3648 Glen Oaks Drive  
Nanaimo, BC V9T 5L3

Phone: 250-756-1683  
Cell: 250-619-7060

### Corsew Designs

For Classes offered in my home studio,  
guilds, and quilt shops check website  
or contact me via e-mail

[www.coreenzerr.com](http://www.coreenzerr.com)

e-mail:  
[corsew@shaw.ca](mailto:corsew@shaw.ca)





**2008-2009 SCHEDULE ~ WRITE THESE DATES IN YOUR DIARY**



DATE	AGENDA	PROGRAM
Dec. 10	Executive meeting	Save-On-Foods 1:30
Dec. 10	Guild Christmas Pot Luck	Doors open from 3 pm, Dinner at 6:00 pm
Jan. 14	Executive meeting	Save-On-Foods 1:30
Jan. 21	Guild: Full business, Short Program	“Knowledge Network” Lillian Charron
Jan. 31 9-4	<b>QUILT BEE, Monarch 1 &amp; 2</b>	Leslie 390-9077 Sandy 758-6149
Feb. 5	<b>Quilt Show Meeting</b>	Save-On-Foods 1:30
Feb. 7 & 8	<b>WORKSHOP 9-4</b>	“Portraits” Charlotte Warr Andersen
Feb 11	Executive meeting	Save-On-Foods 1:30
Feb. 18	Guild: Short business, Full program	“HOT TIPS for COOL QUILTERS”
Mar 7 & 8	<b>WORKSHOP 9-4</b>	“ANGLE PLAY” Margaret Miller
Mar 11	Executive meeting	Save-On-Foods 1:30
Mar 18	Guild: Full business Short Program	“PIPPA MOORE TRUNK SHOW”
Apr 4	<b>WORKSHOP 9-4</b>	“NEW FANGLED” Pam Godderiss Dangerfield
Apr 8	Executive meeting	Save-On-Foods 1:30
Apr 15	Guild: Short business, Full Program	“BEST AND WORST GADGETS” Show UFO’s
May 13	Executive meeting	Save-On-Foods 1:30
May 20	Evening meeting	“ELECTIONS” UFO Prizes, Challenge Prizes
May 24	South End	<b>SEWING ROOM TOUR</b>
June 7	<b>WORKSHOP</b>	“African Sunshine” Pippa Moore
June 10	Executive mtg	Save-On-Foods 1:30
June 17	Social	<b>POTLUCK PICNIC</b>

**Quilts That Comfort**

In January 17 quilts, many hand quilted, were donated to the Guild by one of its

f o u n d i n g members, Arline Warwick. Arline died not long after in the Palliative Care Unit at NRGH where she had previously been a volunteer. The Quilts that Comfort Committee thought it would be fitting if these



quilts were donated to the Palliative Care Unit and the family was thrilled with the

idea. On November 18, many family members including sister Bobbi, daughter Sharlene and grand-daughter

Kristal, met with Holly Wells, representing Quilts that Comfort, and staff from the Unit. We were given a tour of the newly renovated unit and photos were taken of some of Arline’s family members with her quilts in one of the beautiful new rooms.

It was a very touching and rewarding experience for all, especially the family.

**Quilt Shows & Seminars**

*April 23-26, 2009 Island Quilting Seminar, Sequoia Springs Golf Club, 700 Petersen Road, Campbell River. Quilting workshops by great instructors, hosted by the Campbell River Friendship Quilters Guild. For registration information and complete workshop descriptions, visit their website: [www.crfriendshipquiltguild.com](http://www.crfriendshipquiltguild.com) Info: [cseeley@oberon.ark.com](mailto:cseeley@oberon.ark.com)*

*May 29-31, 2009 Seasons by the Sea, Parksville Community Centre, 132 East Jensen Avenue, Parksville, Admisson \$6 or \$10 for 3 days. Parksville Quilt House Quilters Guild. Workshops run June 1-4. Info at [www.parkvillequiltthousequilters.com](http://www.parkvillequiltthousequilters.com)*

*June 18-20, 2010 Nanaimo Quilters Guild Quilt Show, Beban Park, Nanaimo*



## Library News

Lots of books went out this month. As a result, we had very few books to put away. The books are not due back until the January meeting. If you come across any books that you think are out of date or no longer useful, please let us know so we can decide whether they are worth keeping. We only have so much room to store library materials and need to keep our collection current and

interesting. **Missing:** a pattern insert from an Australian Patchwork & Quilting magazine. If you happen to find an "orphan" pattern in your pattern collection, one of our Guild members desperately needs it. It is part of a 3-part pattern series. It should have our Guild Stamp on it. We have the magazine.....someone has the pattern insert. We would really like to match

them up. We're sure Santa is going to bring us some new books for the library for Christmas. Watch for the list in the next newsletter. Wishing everyone a Merry Christmas and a Happy New Year!  
*the Library Elves!*

## Placemats

Thank you to everyone who donated placemats for Meals On Wheels (Nanaimo & Ladysmith) and The Telephone Visiting Association.  
*Georgia Ziegmeier and Chris Mousseau*

## Quilt Bee Saturday, January 31, 2009 9 am-4 pm Oliver Woods Community Centre

Our teams are ready for the 11<sup>th</sup> Annual Quilt Bee. We can always use extra help on that day or you can just drop in to Oliver Woods Centre and visit. Some team members have pre-selected the backing for the Quilt Bee. We have an excellent selection of backing fabric so you can still choose your favourite. We have additional backing and batting available at the January meeting for those who are unable to attend the event

but who wish to make a quilt for Haven House. Haven House is a local organization which provides a safe shelter for women and their children when they need to escape from difficult home situations. Our Guild has provided quilts to be given to these families as part of our pledge, as members of the Nanaimo Quilt Guild, to provide for charitable organizations.

*Leslie Millward and Sandy Dobson*

## Getting to Oliver Woods

The new Oliver Woods Centre is located right behind the former Rutherford Mall. Turn onto Rutherford Road and drive past the Mall entrance and through the traffic lights. Turn LEFT onto Uplands. Make a RIGHT turn onto Oliver Road which is about two blocks along Uplands. The buildings will be on your LEFT. Please try to carpool if possible.

**Snip & Stitch**  
SEWING CENTRE  
NANAIMO

Wishing You The Best  
This Holiday Season  
Don't forget to check out our  
**Boxing Day Sale**  
starting on  
**Saturday, December 27**  
**8:30am-6:00pm**  
And as always,  
20% off Saturdays every  
first Saturday of the month,  
and Fat Quarter Frenzy  
every third Saturday

From Everyone at Snip & Stitch Sewing Centre

#1-4047 Norwell Drive  
Nanaimo, BC V9T 1Y6  
1.250.756.2176  
1.800.789.1730  
info@snipandstitch.com  
www.snipandstitch.com

## SWEET PEA QUILTING

25 Roberts Street, Ladysmith, B.C. V9G 1A2  
Telephone: 250-245-2114  
Email: [sweetpea.quilting@shaw.ca](mailto:sweetpea.quilting@shaw.ca)

### Long Arm Machine Quilting

See us for your machine quilting needs. Once you have selected the ideal pattern for your quilt, our computerized system will scale the pattern so that it fits YOUR quilt perfectly.

### QUILTING SPECIAL

With a minimum purchase of \$100.00 at Sweet Pea Quilting (excluding quilting services) you will receive a credit of \$25.00 to be used when you bring your next project in to be quilted.

Fine print:

A maximum of two \$25.00 credits may be redeemed for each quilt, \$25.00 credits must be used within one year from the date that they are earned.

We offer a selection of wide batting and backing.



Photo Gallery



Four of the 34 quilts taken to Texas in November and donated to the United Way of Greater Houston for hurricane victims

Nancy Price-Munn, Lorie Rogers, Val Ursulak, Kathy Bush, Marg Bradley and Avril Valentine with baby quilts from the Sewciabelles

November Raffle Winners

**Mystery Fabric:** Linda Addison, Betty Hamilton

**Raffles:** Cheryl Tellier, Annie Lord, Annelies Massey, Gaye Enns (x2), Trish Kirk, Lil Kroll, Blanche Gates, Deri Morris, Shirley Fulla, Judy Nelson, Carolyn Kavanagh, Judi McLaughlin, Sue Royle, Linda Addison

**Show & Share:** Fran Nicklom, Linda Verhoeven, Carolyn Kavanagh

**Door Prizes:** Gail Lambourne, Barb Peters

**Block of the Month:** Linda Robinson

Special thanks Florence Dorscheid; Sue Artuso; Doreen Smith; and Laverna Anderson for their generous donations to our raffle stash. Also a big thank you to Laura Morrissey for bringing back prizes all the way from Houston. We had requested some items only available in the USA and she got them for us. *Gail Lambourne & Margaret Carmichael*

**Creative Quilting**  
102-5869 York Rd.  
Duncan, BC V9L 3S3



**Darlene Potts**  
Creativequilting@telus.net  
Phone: 250 746 8033  
Fax: 1 866 847 8629

**THE Stitches Muse**  
NEEDLE ART

Fine needleart and lacemaking supplies

- hand-dyed silks and cottons
- charts, books, patterns, kits
- silk ribbon, beads
- quality fabric
- small selection of quilt fabric
- evenweave fabrics

#7 - 70 Church Street, Nanaimo  
250-591-MUSE (6873)  
[www.thestitchersmuse.com](http://www.thestitchersmuse.com)  
email: [info@thestitchersmuse.com](mailto:info@thestitchersmuse.com)

INSPIRING FABRICS • PATTERNS & BOOKS • NOTIONS & GIFTS



**Satin Moon**  
Quilt Shop

Creative Quilting for All Life's Phases

Open Daily!  
1689 Government Street at Fisgard  
Phone: (250) 383-4023  
[www.satin-moon.com](http://www.satin-moon.com)

Gifts For Friends and Your Stash  
**BUY TWO GET ONE FREE**  
(bolt ends, cakes, charms, fat quarters, fat 1/8ths, jellies, panels, scrap bags, tidbits, and more!)

See the website for WEEKLY FUN SPECIALS!

Men's Night Shopping - Dec 10th 5pm - 7pm  
Bring in a wishlist and we will do the rest!

**Judy Farrow**

**Textile Adventures**

Little Mountain Studio  
call or email for class schedule  
[judyfarrow@shaw.ca](mailto:judyfarrow@shaw.ca)  
250 954 3797



### Minutes of Membership Meeting November 19, 2008

Meeting called to order at 13:00 by Co-President Avril Valentine, 101 members in attendance. Eimear expressed her thanks for the cards, e-mails and good wishes sent during her husband's surgery and recovery.

Hospitality: Kathy Bush welcomed Donna Mae Bauer, Claire Wessan, Judy Woodruff, and Gaye Enns, from Williams Lake.

Correspondence: Get well cards were sent to Audrey Hale, Penny Whittaker and Bev Cottrell and sympathy cards to the family of honorary member Florence Yori, Anne Yelle and Rosa Christensen. Various notices of quilt shows and call for entries were received.

Treasurer: Moved by Gladys Dikken, seconded by Marg Bradley to accept treasurer Florence Dorscheid's report as given. Motion passed.

Comfort Quilt Society Annual General Meeting: Meeting was called to order by Vice-president Pat Clements. Secretary Sidney Lloyd read the minutes from the Nov. 21, 2007 Annual General meeting. Moved by Norma Franks, seconded by Sandy Dobson that the minutes be accepted as read. Motion passed. A list of charitable donations and the monetary

value of these was read by Pat Clements. Treasurer Marg Bradley gave the financial report and noted the amount to be donated to the NQG this year for purchase of placemats and quilts. The remaining balance will be paid to the NQG in November 2009 as their final contribution from the raffle funds generated at the 2007 Material Magic quilt show. Marg moved that her report be accepted, seconded by Coreen Zerr. Motion passed. The executive, with the exception of Marg Bradley will serve for another year. Nancy Price-Munn has volunteered to be the treasurer for 2008-2009. Pat asked for any nominations from the floor the required 3 times and none were forthcoming. If no further nominations are received at the evening meeting Nancy will be acclaimed as treasurer. Moved by Mary Wasley, seconded by Trish Kirk to adjourn the meeting.

2nd Vice President: Norma's suggestion to donate items of our choice for the food bank each month was agreed to by members. Norma will collect Bingo cards made by members not attending the potluck. Cathy Calder and Shirley Herritt volunteered to make the potluck punch.

Trips and Retreats: Sue spoke on the success of the Houston trip and plans for another major trip after the guild show. Hurricane donation quilts were gratefully received by the United Way of Greater Houston. Trip refunds will be issued when reimbursements arrive. Reservations for the Nov.10-13, 2009 retreat will be taken at this year's retreat.

Quilt Bee: The Quilt Bee is full but a wait list has been started.

Quilt Show: Carol informed us that a Depot Captain position still needs to be filled. The committee's second meeting is planned for February 5.

Newsletter: Fabric donations for the Edmonton Red Cross will be collected by Nadine Lindstrom.

Program: Barb showed her projects from the Sashiko and beading classes. The next class is in February. Program has pictures available of upcoming class projects. Anyone taking Margaret Miller's class can e-mail Barbara to get a list of the templates needed for her class.

Quilts that Comfort: Holly Wells made the donation, on behalf of the guild, of the 17 quilts made by Arline Warwick to the Palliative Care Unit at NRGH.(cntd)

## December is the time when the new Bernina 830 arrives at Huckleberry's



The only, luxury, high-performance sewing and embroidery system in the world.

When you create on the BERNINA 830, your grandest ideas can come to life. That's because it offers the most sewing and embroidery space, unbeatable speeds, and the most advanced ergonomics of any home sewing machine. It's time to think bigger.



Huckleberry's Fabrics Inc.

1930 Ryan Road East  
Comox, BC, V9M-4C9

250-339-4059 or

1-877-339-4059 Toll Free  
e-mail : [sewfun@telus.net](mailto:sewfun@telus.net)



### Minutes of November 19 continued

**Library:** Linda reminded us that books taken out in November are due back in January, and thanked all who bring books back on time.

**UFO Challenge:** Bobbi Moss needs more entries in the UFO challenge. When she asked all those with no UFO's to stand, no one did. Sooooo, get your name on the list.

**OLD BUSINESS:** A big thank you to all the contributors of gift bags, to be divided between Nanaimo Youth Services and Five Acres School.

**Guild Insurance:** Gail Lambourne has taken on this file and a policy should be in place soon.

**Membership:** Marcia has new membership lists available.

Karen Tottman, and Susan from Stitches on Saltspring Island gave an overview, with samples, of the classes given at the store and members were then invited to shop at their display.

The business portion of the afternoon meeting concluded at 15:10.

### Evening Meeting of November 19, 2008

Meeting called to order at 19:02 by evening chairperson Patty McRory, 34 members and one guest in attendance.

As Karen and Susan of Stitches Quilt Shop had to catch the ferry, their presentation and sale was the first order of business.

The regular business meeting was reconvened at 19:38.

The Annual General Meeting of the Comfort Quilt Society was held and Nancy Price-Munn was acclaimed as the new treasurer for the society.

The rest of the meeting followed the afternoon agenda with no new business brought forward.

A total of 46 gift bags was collected and divided evenly between the Five Acres group and Nanaimo Youth Services.

The meeting was adjourned at 20:05.

Notes submitted by Val Ansell, Evening Secretary and added to afternoon minutes by Lillian Dalton, Secretary

### In Memorium

Florence Yori, an honorary member of our guild, passed away on October 28, 2008. Yori, Florence (Molly) Pearl (nee Maddock) was born August 25, 1921 in Brook Twp, Lampton County Ontario. Predeceased by her mother Elenor (McCabe) Maddock in 1974, father Basil Maddock in 1976 and her loving husband Louis Yori in 2000. She will be sadly missed by her daughter Maureen (Derek) Breu, her sons Enrico, Carl, her ex son-in-law Gordon Harding, granddaughters Brandi (Cory), Dana (Shane) and Jennifer (Todd) and her great granddaughters, Hanna, Haley, Alexis and the wee one she didn't get to meet. She also leaves behind her brothers Cecil ( Mildred) Maddock and Donald (Betty) Maddock, many nieces, nephews, cousins and good friends. Florence came to Ladysmith in March 1948 after replying to an ad in the Canadian Nurses magazine for a position as an RN in the old Ladysmith Hospital. She met Louis in 1949 at a dance and on June 30, 1951 they were married. Florence lived in Ladysmith for 60 years until her death. Somewhere along the line she was given the name Molly and it stuck. At the time of her death she had been a member of the nurses association for 60 years. She was also very active in the Catholic Women's League, the Quilters Guild and the Ladysmith/Nanaimo Historical Societies.


## Stained Glass Quilts

*Too Easy!  
Too Much Fun!*

Learn all the tips and tricks to create your own unique designs with six simple steps for creatively stunning results.

See class samples at  
[www.susanpm.com](http://www.susanpm.com)

January 20 +21  
Studio G-Art, Duncan  
\$95.00  
Call Susan at  
250-595-4374  
to register



## SERGE & SEW

[www.sergesew.com](http://www.sergesew.com)

250-390-3602

6750 Island Highway N., Nanaimo, BC, V9V 1S3

*Featuring a fabulous selection of quilting fabrics, books, patterns & notions.*

**AUTHORIZED PFAFF DEALER**

*Servicing & repairs to most sewing machines & sergers.*

Sales & Events are announced on our website, the Bulletin Newspaper and Radio FM 88.5

*Come see what we're all about!*



### December Block of the Month

I call this month's block Snowflakes in the Woods. This block illustrates how to make quarter-square triangle units. The previous months' blocks illustrated half-square triangle construction technique. Quarter-square triangles are made the same way as half-square triangles with one more diagonal cut. This produces 4 units instead of 2. Call me if you have any trouble with the instructions. Remember, the trick to any pieced block is accurate cutting and trusting your measurements. If you cut and sew accurately, you won't need to trim the individual units that make up this block. All seams  $\frac{1}{4}$ ". Finished block:  $12\frac{1}{2}$ " x  $12\frac{1}{2}$ ".




Figure A  
Centre unit

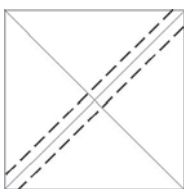


Figure B  
Cut half-square triangle units on both diagonals to form quarter square triangles

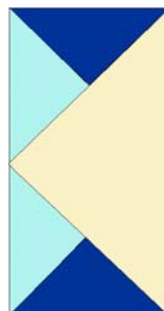


Figure C  
Side unit

**Centre unit:** Cutting:

- 1  $3\frac{1}{2}$ " square Medium blue 1
- 2 3" squares Medium green 1
- 2 4" squares Medium blue 2

Cut both medium green 3" squares in half diagonally. Centre the long side of one green triangle on one side of the  $3\frac{1}{2}$ " medium blue square and sew. Repeat for the other 3 sides. Cut both medium blue 4" squares in half diagonally. Centre, then sew them on to the 4 sides to make the centre unit, as illustrated. (Figure A) Press seams outward. This unit should measure  $6\frac{1}{2}$ " square.

**Side units:** Cutting:

- 1  $7\frac{1}{4}$ " square Beige (Background)
- 2  $4\frac{1}{4}$ " squares Light blue
- 2  $4\frac{1}{4}$ " squares Dark blue

Cut the  $7\frac{1}{4}$ " beige square diagonally into 4 triangles. The long edge of each triangle will be on the straight of grain which will stabilize the outer edge of the block. Using the half-square method, sew each of the  $4\frac{1}{4}$ " light blue squares to

one of the  $4\frac{1}{4}$ " dark blue squares. Sew two rows of stitches  $\frac{1}{4}$ " away from the diagonal as illustrated (Fig. B). Cut along the diagonal between the two rows of stitching. Then cut along the other diagonal to form the quarter-square triangles. Press to dark. Align and sew the quarter-square triangles along the shorter edges of the beige triangle. The light blue fabric should be at the right angle end, as illustrated. (Fig. C) These units should measure  $6\frac{1}{2}$ " x  $3\frac{1}{2}$ ".



**Corners :** Cut:

- 2  $3\frac{7}{8}$ " squares Light grey or white
- 2  $3\frac{7}{8}$ " squares Medium green 2

Construct the half-square triangles for the corners by sewing each light grey square to a medium green square. Sew two rows of stitches  $\frac{1}{4}$ " away from the diagonal and cut between the 2 rows of stitches. Press to dark.

Sew two of the side units to opposite sides of the centre unit. Make sure that the beige triangle is towards the outside of the block. Now sew a corner unit to each end of each of the two remaining side units. Be sure that the grey fabric lies beside the dark blue fabric of the side unit. Press in towards dark blue. Align these pieces with the other two sides. Remember to butt the seams then sew in place. Press seams out. The illustrated block is "finished", so it lacks the seam allowances. In your blocks, the points should not come to the very edge of the block. They should be  $\frac{1}{4}$ " in from the edge. Val Ansell 250-758-1185

### Snowflakes in the Woods



Barbara's  
Quilting Studio

Mid-Arm Pantograph Quilting  
closed Saturday

Barbara Dickie

phone: 250 758-4048

b\_dickie@shaw.ca

### THE CLOTH CASTLE

786 Goldstream Avenue  
Victoria BC V9B 2X6  
Tel: (250) 478-2112  
Fax: (250) 478-1050



Your One Stop Sewing Shop

Dress & Specialty Fabrics, Drapery & Upholstery Fabrics, Quilt Fabrics,  
Sewing Machines & Sergers Sales & Service  
Classes and Sew Much More.

Website: [www.clothcastle.com](http://www.clothcastle.com) Email: [theclothcastle@hotmail.com](mailto:theclothcastle@hotmail.com)





### Quilter's Last Will and Testament

*Have you seen to it that your fabric collection will be properly cared for after your passing?*

Being of sound mind (according to standards established by fellow fabriholics), I \_\_\_\_\_, do hereby record my last will and testament.

It has caused me a most severe case of hives knowing that my beloved \_\_\_\_\_ (spouse, sibling, or keeper) hasn't the least appreciation for, or for that matter knowledge of, my extensive fabric collection - the containers of which are suitably deposited in various places for safe keeping. In fact, this person has already notified the local sanitation crew to pick up and dispose of my fabric collection "willie-nillie" in the event that I precede him/her to the Great Quilt Shop in the Sky.

Therefore, I do will the secret whereabouts of my enormous fabric collection and the right to come to my house and cart away the said collection to my dear friend and fellow fabric preservationist \_\_\_\_\_.

It is my wish that upon hearing of my death and obtaining proof that I did not manage (although goodness knows I will have tried!) to take my fabric collection with me, my dear friend will come to my home post haste - prior to the arrival of the dumpster. I am further providing her authorization to rescue and cart away my entire fabric collection along with my sewing machine, frames, old buttons, lace, patterns, dolls, and UFO's (UnFinished Objects)

After this has been done, refreshments will be served to all my not-yet-departed quilting friends as they gather in one room to say lovely and kind things about me. As soon as they run out of food or kind things to say (whichever comes first), they will divide amongst themselves, by lot, my divine collection. I shall be hovering over that very spot to make certain this is done in a peaceful and co-operative manner.


I leave my car, house, stocks, bonds, and the remainder of my trivial wordly possessions to the non-quilters I continued to love although they never really understood my quilting obsession.

Signed \_\_\_\_\_ at \_\_\_\_\_ this day of \_\_\_\_\_ (month, date, year)

Witnessed by \_\_\_\_\_ Date \_\_\_\_\_

*Appeared and reprinted with permission of the Pieciful Valley Quilters (with thanks to Margaret Carmichael, her sister Ella and Gail Lambourne)*

### The Cumberland Quilt Shop



2750 Dunsmuir in historic downtown  
Cumberland  
(next to Post Office)  
Tuesday to Saturday 10am-5pm  
Phone 336-2624

*New batiks and bamboo batting  
class schedule available for winter  
and spring. website:*

[www.cumberlandquiltshop.com](http://www.cumberlandquiltshop.com)

No fabric over \$16.00/m!  
Boxing Day prices even lower!

12 Hour Anniversary Sale Wednesday, December 17 10 AM to 10PM

Up to 70% off

Enter to win a Gift Basket  
Hourly Draws, Door Prizes, Refreshments



### Kismet Quilts

[www.kismetquilts.com](http://www.kismetquilts.com)  
5334 Argyle Street  
Port Alberni, BC  
V9Y 1T8  
250.723.6605

Monday-Saturday 10 am - 5 pm



**Long Arm Quilting Services, Fabrics, Notions, Books, Gifts, Large Selection of Wide**