



### Next Meeting

April 18, 2007

Brechin United Church

Doors open at 12:30

Meeting starts at 1:00 & 7:00



### From Our President's Pen



Well, I think we are into spring now, finally, and of course the quilt show is coming up shortly. I'm getting so excited to see everyone's quilts.

I hope you will put in all your quilts no matter whether you are a novice or an experienced quilter. The quilts are all inspirational and works of art and we should all be proud of our accomplishments, and willing to share with the quilt community and the public our love of this fabulous experience working and manipulating fabric and coming up with an object that lends itself to comforting the body and soul of a person. How great is that? So gather your pile of quilts and join the greatest show on earth that the show committee is working so hard and diligently to produce. We need you all.

And next on the agenda is the upcoming nominations for the guild executive. There have been a few responses regarding the positions available so thank you to the members that have agreed to be on the executive. Please think about how you are able to assist with the guild and put your name forward, I am very appreciative for all your help. *Shirley Herritt*

### Next Executive Meeting

May 8, 2007 7:00 pm

Save On Foods, Woodgrove

### Next Quilt Show Meetings

April 4, May 2 7:00 pm

3137 Barons Road

### Newsletter Deadlines

April 25    May 23    August 22

### Things to Remember to bring to the April meeting:

- name tag
- coffee/ tea cup
- change for coffee & raffles
- library books
- challenge quilt!
- donation quilts/placemats
- show and share
- block of the month
- newsletter
- baking or store bought goodies (if you have been called)
- fat quarter fabric exchange



**Nanaimo Quilters Guild**  
**QUILT SHOW**  
**MAY 25-27**  
Beban Park Recreation Centre, Nanaimo, B.C.

*The presentation of 45 quilts to Haven Society representative Ev Smith at our February guild meeting, most of them made at the Quilt Bee. Our donation was also featured on A-Channel on March 23. Well done, quilters! photos: Avril Valentine*

### Meeting Reminders:

- Meetings are open to the general membership at 12:30 and 6:30 pm.
- Only park in handicapped parking if you have a valid card.
- Please bring written reports for the secretary, Buelah Friesen.
- Please let Buelah know if someone is in need of cheering up, and she will send a card.
- Please be mindful of other people's allergies and refrain from wearing scents at the meetings.

**Quilt Show News pages 6 & 7**



## Program Committee

Hope everyone who had their imaginations sparked by Lynn Phillips' presentation has signed up for the EQ5 workshop on Monday, June 4. This class will be held at the Malaspina campus on Jensen Road in Parksville. The cost remains at \$35.

There seems to be plenty of space available on the bus trip to Kamloops for the CQA show. The cost is \$395 for a double room and \$365 for a quad (but everyone will have their own bed). This price includes all transportation, accommodation, breakfast, entrance fees and taxes. For more info and/or to book your spot, please contact ETA tours directly at 753-3752 and toll free at 1-877-752-3752.

The program portion of the April guild meeting will be presentation of the latest gadgets and special finds by Mary from the Rainbow's End in Parkville. Should be fun, so come out and join us. And please remember to sign up for a job at our May Quilt Show. Your program committee, *Bonnie Dimitry, Sue Artuso, Coreen Zerr, Lillian Charron, Cathy Welte, Bonnie Dormuth*

## 2007 Trend Tex Quilter's Challenge Ebay Auction

The CQA/ACC Online Auction of Trend-Tex Challenge quilts begins Sunday, April 1 Go to [http://www.canadianquilter.com/events/index\\_events\\_auction.htm](http://www.canadianquilter.com/events/index_events_auction.htm) and you can view challenge quilts for sale online. Some great ideas for challenge quilts.

Synergy Sisters Publishers announces the launch of their delightful new book:

### Grandma Jo's Crazy Quilts



Jo *loves* sewing quilts! But she is so shy she makes sure nobody sees them—that is, until busybody Annie Brown moves in next door . . . . .

See us at the Merchant Mall, NQG Show  
May 25-27  
Synergy Sisters Publishers  
[maia@shaw.ca](mailto:maia@shaw.ca)

# The Thread Bear

**THE THREAD BEAR IS HAVING FUN!  
WE HOPE YOU ARE TOO!**

**WE HAVE RESERVED OUR CLASSROOM FOR YOUR USE, FREE OF CHARGE, SEVERAL DAYS EACH MONTH.  
ENJOY THE COMPANY OF FELLOW QUILTERS WHILE YOU WORK ON YOUR OWN PROJECT.  
WORK FOR AN HOUR OR STAY THE ENTIRE DAY: THE CHOICE IS YOURS.  
IN ADDITION, SHIRLEY MORTELL WILL BE HERE IN THE MORNING TO HELP YOU IF NEEDED.  
CHECK OUT OUR WEBSITE ([WWW.THREADBEAR.COM](http://WWW.THREADBEAR.COM)) FOR A LIST OF THE DAYS.  
COME HAVE SOME FUN!**



**Thread Bear**  
238 Fell Avenue  
North Vancouver  
604 929 0308  
[www.threadbear.com](http://www.threadbear.com)

**UPPER THREAD BEAR**  
FABRIC, CLASSES, RETREATS  
OPEN SEVEN DAYS A WEEK  
9:30—5

**LOWER THREAD BEAR**  
SANDWICHES, TEA, BON TONS, GIFTS  
Tues - Sat 10 to 4  
Closed All Stat Holidays



### Library News

Lists of our library books and magazines will be on our Guild website soon. We also have printed lists of the present books at a small fee of \$2 (for copying) at the library table. We put out some of the new books in the afternoon and the rest in the evening in order to get them circulating in both circles. New books:

- B 889 *Fast Quilts from Fat Quarters* Chainey, Barbara
- B 890 *Stash Buster Quilts* Edwards, Lynne
- B 891 *A year of Rag Rugs* Clapp, Annis
- B 892 *Beyond the Blocks: Quilts with Great Borders* Martin, Nancy J
- B 893 *Charm Quilts* Donaldson, Beth
- B 894 *Easy and Elegant Lone Star Quilts* Stutz, Shirley
- B 895 *Keep Quilting* Anderson, Alex
- B 896 *More Biblical Quilt Blocks* Makhan, Rosemary
- B 897 *Quilt Block Leftovers* Phillips, Sarah
- B 898 *Follow the Dots to Dazzling Quilts* Segna, Joan/Crow, Jayme

Of these new books, we only paid for 2. We had several donated by Cathy Welte and more free promotional ones from the Creative Crafts Book club. *Angela, Sasha and the library girls*

### Free Book Program

Martingale & Company have a new incentive called "Super Stitchers Program", to promote quilters supporting their local quilt shops. When you purchase a Martingale or Patchwork Place book in a supporting shop (I think that all of our locals are) you get a stamp on your card. When you buy 9 books or patterns, you send the card to the company and you receive a FREE book of your choice plus FREE shipping. Just ask for your Super Stitcher card at your quilt shop.

Pat Bays By Appointment Please  
1-250-722-3822

**CEDAR QUILTS & FABRIC ART**  
professional longarm quilting

FAST TURNAROUND [pbays@telus.net](mailto:pbays@telus.net)  
1851 Cedar Road  
Nanaimo, B.C. V9X 1L7

**Satin Moon Quilt Shop**

**April Fools Month of FUN**  
A silly sale EVERY DAY  
Check our website or Satin Moon Flier

**Pippa Moore Weekend Workshop**  
*Ferns and Flowers*  
\$ 86.50 for Guild members

**Quilt Show of the Month**  
Susan Teece  
Opening April 14, 10 am - 12 pm



Satin Moon  
Quilt Shop

**Happy Easter**  
We are closed on Easter  
Sunday, April 8

250-383-4023  
1689 Government, at Fisgard

**JANE GARCIA**  
DESIGNS  
HAND PRINTED FABRICS





**FABRIC PRINTING CLASSES**

CREATE YOUR OWN LAYERED, PATTERNED FABRICS AT JANE'S DOWNTOWN NANAIMO STUDIO. CLASSES IN BLOCK PRINTING, SILK SCREENING AND MORE. RECEIVE PERSONAL INSTRUCTION IN SMALL GROUPS OF 2 - 4 PEOPLE.

VISIT JANE'S WEBSITE FOR CLASS SCHEDULE, OR CONTACT HER FOR ALTERNATIVE DATES TO SUIT YOU.

1- 250 - 390 0291 [WWW.JANEGARCIADDESIGNS.CA](http://WWW.JANEGARCIADDESIGNS.CA)

**SEW FABULOUS** Arlee Stroink

150 Station Street **Husqvarna** **Viking**  
Duncan, BC V9L 1M7 Sewing Machines & Sergers  
Sales & Service

Phone/Fax: 250-746-8583 Fabric Notions Patterns Books  
Toll Free: 1-888-746-8583 Embroidery Alterations  
[mail@sewfabulous.ca](mailto:mail@sewfabulous.ca)  
[www.sewfabulous.ca](http://www.sewfabulous.ca)





### March Raffle Winners

**Afternoon Winners:**

**Mystery Fabric:** Mickey Lemmon

**Raffles:** Barbara Clement, Lorie Rogers, Gladys Dikken, Bertha Abma, Patty Jones, Mickie LeClair

**Show & Share:** Anne Yelle

**Evening Winners:**

**Mystery fabric:** Marsha Witmee

**Raffles:** Heather McPherson, Chris Potvin, Michelle Akerstrom, Pat Quinlan, Judith McLaughlin, Marion Baker, Shelly Fraser

**Name Tag Draw:** Chris Potvin

**Block of the Month:** Jean Pennington

**Donations:** Thanks to Lorie Rogers, Philippa Zapf, Serge & Sew and Snip & Stitch for donations. *Kathy Calder*

### Spring Quilt Shows

**April 20-22, Sunshine Coast Quilter's Guild,** Holy Family Parish Hall, 5700 Nickerson, Sechelt

**April 27-29, Fraser Valley Quilt Guild Quilt Show,** Cloverdale Rodeo Fairgrounds

**April 27 -29, Silver Threads,** Kelowna Info: 250-868-1269 [mberry11@shaw.ca](mailto:mberry11@shaw.ca)

**April 27- 29, First Ever Quilt Show,** Westshore Quilters, Eagle Ridge Community Centre, 1089 Langford Parkway, Victoria

**May 2- 5 Quilt BC,** Kamloops Info: Paulette Eccleston 250-376-9843 [treccles@shaw.ca](mailto:treccles@shaw.ca) (use Quilt BC in subject line)

**May 25-27, Nanaimo Quilters Guild "Material Magic",** Beban Park Recreational Centre, Nanaimo

**May 26, Quilt Show and Tea,** Logan Lake- Copper Valley Fat Quarters Quilt Guild, Community Church Hall Marie Tate 250-523-9949 [mtate@telus.net](mailto:mtate@telus.net)



## The Cloth Castle

Your One-Stop Sewing Shop

Authorized sales and service for Elna, Baby Lock, Juki and Singer

We need to reduce  
our book inventory!

All quilting books now  
25% off!

All titles included!

Offer expires April 30, 2007  
Get newer titles while they last!

The Cloth Castle

786 Goldstream Ave

Victoria BC V9B 2X6

(250) 478-2112

[www.clothcastle.com](http://www.clothcastle.com)

[theclothcastle@hotmail.com](mailto:theclothcastle@hotmail.com)



## Huckleberry's Fabrics Inc. "A Quilters Paradise"

Authorized BERNINA Dealer

1930 Ryan Road East

Comox, BC V9M 4C9

(250)339-4059 or toll free 1(877) 339-4059

e-mail: [sewfun@telus.net](mailto:sewfun@telus.net)

We specialize in the hottest new 100% cotton fabrics, the latest innovative quilting notions, a large selection of quilting books including New Releases and wonderful quilting patterns.



We are a full service Bernina Dealer with a factory trained, in-house technician. We carry a full-line of Bernina Sewing machines, sergers, and accessories. We also service and repair all makes and models of sewing machines and sergers.

We also have a wide variety of Quilting Classes & free demos. Drop by or call us for our class schedule.



## Missing Women's Legacy Society Quilts of Hope

In the January Newsletter, Val Hughes submitted an article about the Missing Women's Legacy Society Quilts of Hope.

I was very much moved by her story and what she was doing to help women get rehabilitated, so I answered her letter. As a result, she came to our group "The Pearls" and told her story about the missing women and her sister, Kerry Koski, who was one of the victims.

We were all quite moved by her story and what she was trying to do to help provide preventative education in BC communities about drug addiction and provide restorative programs for women.

Our quilting group cleaned out their sewing rooms and we donated books, sewing machines, fabric, irons and other sewing related items.

They are establishing a website that will post items for sale and the funds raised would be used towards a permanent rehabilitation residence. As a result, our group has made a commitment to provide articles to be used for this purpose.

I would encourage you to go back to the January Newsletter and read her article, and if you are interested in knowing how you can help, you can contact her directly. *Lillian Charron*

You can contact Val Hughes at 604-931-1315

[valeriejeanhughes@hotmail.com](mailto:valeriejeanhughes@hotmail.com)

1723 Charland Ave, Coquitlam, BC V3K 3L9



Val Hughes with some of the 'Pearls'



Val Hughes and Lillian Charron with the trunk full of items the 'Pearls' donated to the Missing Women's Legacy Society Quilts of Hope

<p><b>Snip &amp; Stitch</b> SEWING CENTRE NANAIMO <i>Your One Stop Quilting &amp; Sewing Machine Store on Vancouver Island</i></p> <p>HUSQVARNA - WHITE - JANOME -</p> <p>#1 - 4047 Norwell Drive Nanaimo, BC V9T 1Y6 1.250.756.2176 1.800.789.1730 info@snipandstitch.com www.snipandstitch.com</p>	<p>Clip and Save 20% off Your Next Fabric Purchase Present coupon at time of purchase. Expires May 31, 2007</p>
	<p>Clip and Save 10% off Your Next Machine Service Present coupon at time of purchase. Expires May 31, 2007</p>
	<p>Store Hours: Mon-Thurs, &amp; Saturday 9:30 - 5:30 Fri. 9:30 - 9pm Sun. 12 - 4</p>
<p>It's time again for a Snip &amp; Stitch Anniversary Come celebrate 40 years at the Spring Fling Open House &amp; Sale We'll have new classes and lots of fun! April 13-15 Friday 9-9, Sat 10-6, Sun 11-5 Sale prices are from April 13-23</p>	

<p><b>The Red Barn Quilting Shop</b></p>
<p><b>Largest Selection of Quilting Cottons on Vancouver Island Located inside Fabricland</b></p>
<p><b>2175 Cliffe Ave. Courtenay, BC V9N 2L5 338-6634</b></p> <p><b>1180 Homewood Rd. Campbell River BC 286-3600</b></p>



### QUILT SHOW PAGE

#### Nanaimo Quilters Guild 2007 Quilt Show Committee

Co-conveners:	Dianne Ross 751-0335 <a href="mailto:dianross@shaw.ca">dianross@shaw.ca</a> & Norma Franks 756-9691 <a href="mailto:alanandnormafranks@shaw.ca">alanandnormafranks@shaw.ca</a>
Secretary:	Nadine Lindstrom 751-7959 <a href="mailto:seashell7@shaw.ca">seashell7@shaw.ca</a>
Treasurer:	Corinne Perry 758-7922 <a href="mailto:coperry@telus.net">coperry@telus.net</a>
Admissions Co-ordinator:	Lynn Bentsen 751-0075 <a href="mailto:bentsenl@shaw.ca">bentsenl@shaw.ca</a>
Balloting Co-ordinator:	Sue Artuso 716-8701
Challenge Quilts Co-ord:	Kathy Bush 758-1917 <a href="mailto:gandkbush@shaw.ca">gandkbush@shaw.ca</a>
Call for Entry Co-ord:	Lorie Rogers 729-9966 <a href="mailto:lorie.rogers@shaw.ca">lorie.rogers@shaw.ca</a>
Demo's Co-ord:	Paulette Cornish <a href="mailto:bythesea@shaw.ca">bythesea@shaw.ca</a>
Depot Captain Co-ord:	Maggie Brown 716-0626 <a href="mailto:jolymagi@shaw.ca">jolymagi@shaw.ca</a>
Guild Boutique Co-ord:	Nadine Lindstrom 751-7959 <a href="mailto:seashell7@shaw.ca">seashell7@shaw.ca</a> & Laura Morrissey 756-9139 <a href="mailto:lmorriss@shaw.ca">lmorriss@shaw.ca</a>
Hostess Co-ordinator:	Linda Robinson 390-2862 <a href="mailto:robinsonjl@telus.net">robinsonjl@telus.net</a>
Information table Co-ord:	Laverna Anderson 756-0446 <a href="mailto:lorrie&amp;laverna@telus.net">lorrie&amp;laverna@telus.net</a>
Kid's Quilts Co-ordinator:	Pat Wylie 741-0504 Mickey Lemmon 741-0589 <a href="mailto:rlemmon@shaw.ca">rlemmon@shaw.ca</a>
Lunch Room/Kitchen Co-ordinators:	Georgia Zieglmeier 758-3730 <a href="mailto:Gcassandra@shaw.ca">Gcassandra@shaw.ca</a> & Chris Mousseau 758-6154 & Mickey Lemmon 741-0589 <a href="mailto:rlemmon@shaw.ca">rlemmon@shaw.ca</a>
Merchants Mall Co-ords:	Avril Valentine 746-9212 <a href="mailto:avrilvalentine@shaw.ca">avrilvalentine@shaw.ca</a> & Marg Bradley 758-7065 <a href="mailto:wdmrbradley@pacificcoast.net">wdmrbradley@pacificcoast.net</a>
Past Presidents Award:	Val Ansell 758-1185 <a href="mailto:greenice@telus.net">greenice@telus.net</a>
Prizes Co-ordinators:	Shirley Herritt 758-1760 <a href="mailto:hersh@hotmail.com">hersh@hotmail.com</a> & Kathy Calder 390-4984 <a href="mailto:skcalder@shaw.ca">skcalder@shaw.ca</a>
Props Co-ordinators:	Cathy Welte 245-0771 <a href="mailto:mwelte@shaw.ca">mwelte@shaw.ca</a> & Lillian Charron 245-8345 <a href="mailto:meme150@shaw.ca">meme150@shaw.ca</a>
Publicity Co-ordinators:	Sasha Koerbler 741-0555 <a href="mailto:sashakoerbler@shaw.ca">sashakoerbler@shaw.ca</a> Angela McKenzie 758-1602 <a href="mailto:afriola@shaw.ca">afriola@shaw.ca</a> Sue Creba 753-3371 & Bonnie Dormuth 753-9366 Val Ursulak 758-3056 <a href="mailto:jursulak@shaw.ca">jursulak@shaw.ca</a> Coreen Zerr 756-1683 <a href="mailto:corsew@shaw.ca">corsew@shaw.ca</a>
Quilt Frame set up/take down:	
Quilt Hanging/Take down:	
Quilts that Comfort Co-ord:	
Quilt Tags:	Lorie Rogers 729-9966 <a href="mailto:lorie.rogers@shaw.ca">lorie.rogers@shaw.ca</a>
Raffle Co-ordinators:	Barbara Root 245-3320 <a href="mailto:rootco@shaw.ca">rootco@shaw.ca</a> & Sharon Martin 748-8700 <a href="mailto:s.r.martin@shaw.ca">s.r.martin@shaw.ca</a>
Signage Co-ord (Outdoor):	Sue Creba 753-3371 <a href="mailto:suecreba@aquariusd.com">suecreba@aquariusd.com</a>
Volunteer Co-ordinator:	Bonnie Dimitry 756-3254 <a href="mailto:bonitad@shaw.ca">bonitad@shaw.ca</a>
Volunteer Room Co-ord:	Velda Schultz 758-7048
Visa/Mastercard:	Nadine Lindstrom 751-7959 <a href="mailto:seashell7@shaw.ca">seashell7@shaw.ca</a> & Laura Morrissey 756-9139 <a href="mailto:lmorriss@shaw.ca">lmorriss@shaw.ca</a>

### Material Magic Challenge

Hello everyone! Here it is **April** already, and the **challenges are due** at this month's Guild Meeting! Hope you have all taken advantage of the rainy weather to stay in your sewing rooms and be creative! Over 70 challenge kits were sold, and I am really hoping to have a good portion of them on display at our upcoming Material Magic Quilt Show in May.

Don't forget to attach a sleeve to the back for hanging purposes (see sleeve directions on page 10), and remember to complete the cut-off portion at the bottom of the rules sheet and pin it to your challenge. Put it into a bag and bring it to either of the April meetings. Don't show anyone... it's always a surprise to discover who created what after the voting! Haven't finished yet? Pull up your socks and get it done... great prizes!

Questions? Give me a call . . . *Kathy Bush 758-1917*

### Quilt Show Props Needed

We would like to remind everyone that we are taking sign ups for any articles to be used for props during the quilt show.

We are specifically looking for old quilts with a story behind them, old sewing baskets, ironing board and old irons.

If you have anything you think we might be interested in, please give us a call or email. *Lillian Charron & Cathy Welte, Props Committee*



P.O. Box 606  
176 Bagshaw St.  
Parkville, B.C.  
V9P 2G7

Ph:(250) 248-8449

Fax:(250) 248-8451



*Judy Farrow*

email or call for my teaching schedule and info regarding classes at

**Little Mountain Studio**

250 954 3797

[judyfarrow@shaw.ca](mailto:judyfarrow@shaw.ca)

### QUILT SHOW PAGE



2007 QUILT SHOW

### Volunteer

We still need lots of volunteers to make our show a success. Sign up at our meeting or call Bonnie Dimitry 756-3254.

### Quilt Show Photos

Avril Valentine will be at the April guild meeting to take photos to attach to your entries for the quilt show. All quilt tags need to have the quilter's photo on them, so if Avril has not taken your photo, please submit your own photo.

### Confirmed Quilt Show Merchant Mall Booths

Bead Rhapsody  
Bear Paw Quilting  
Carola's Thread Company & Quilt Shop  
Creative Quilting  
Eileen's Studio  
Eva Trinczek Fine Art  
Gramma's Quilting Cupboard  
Hamil's Fabrics  
Huckleberry's Fabric  
Jane Garcia Designs  
Kitambaa Designs  
Mostly Silk  
QC Quilting  
Rainbow's End  
Rose Garden Quilts & Fabrics  
Serge and Sew  
Snip & Stitch Sewing Centre  
Stitches Quilt Shop  
Sweet Pea Quilting  
Synergy Sisters Publishers  
The Cloth Castle  
The Secret Workshop  
The Thread Bear Fabrics  
Tivoli Quilts

### Quilt Show Raffle

The **MATERIAL MAGIC QUILT SHOW** is just around the corner, at Beban Park Recreation Centre, May 25, 26 & 27<sup>th</sup>

There are many Guild members working hard to make our show a huge success. Thank you to those who worked setting up our display and selling tickets at the Victoria Sewing Show.

Please support our Guild by selling as many Raffle Tickets as possible. You are *responsible* for the tickets you sign out. Each book of Raffle Tickets contains 20 tickets. Tickets sell for \$2 each or the book for \$40 (still \$2 each) Please pick up books of tickets from Barb or Sharon at each meeting and return sold books (still stapled) along with the cash, in an envelope. Tickets may be sold until May 27

We have a B.C.Gaming Event Licence **No. TR-RG 29585** which states **TICKETS MUST NOT BE SOLD OUT OF BRITISH COLUMBIA**. Tickets will be on sale at various Island Guilds, as well as at a few local quilt shops and at the Quilt Show itself. Please **SELL, SELL, SELL**, and then keep selling! The **RAFFLE DRAW** for prize quilts will take place on Sunday, May 27<sup>th</sup>, 2007 at the Beban Auditorium at 3:00 p.m. Questions or concerns? Call Barb 245-3320 or Sharon 748-8700



First Prize  
"Material Magic"  
queen size quilt  
(value \$3000)  
A gorgeous,  
cream, trapunto  
quilt by F.  
Dorscheid



Second Prize "West Coast Wonderland"  
wall hanging (value \$500) A unique rough edge, satin stitch, beaded sea-scape by K. Bush



A Christmas piece by P. Zapf (a Mount Redoubt Design)

### Raffle Prizes

Third Prize  
"Santa's Deliveries"  
wall hanging  
(value \$200)

### Sew'n Sews Fabrics

58C Adams Road

Campbell River, BC V9W 1S1

Ph: 250-923-6065

Fax: 250-923-0399

email: [seroberts@oberon.ark.com](mailto:seroberts@oberon.ark.com)

**Janome Sewing Machines & Sergers  
Fabrics, Patterns Notions**

Owner: Edna Roberts Located in Willow Point

1254 Fair Road  
Parksville, B.C.  
V9P 2C7

Tel.:(250) 248-6020  
[romar@telus.net](mailto:romar@telus.net)

## RAINBOW'S END QUILT SHOP

Books • Notions  
QUALITY COTTON FABRICS  
Classes • Patterns

MARY NICHOLAS

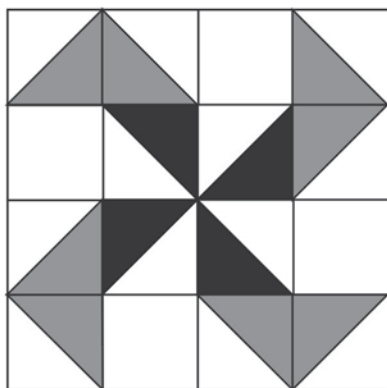




This year the Scrappy Bags satellite group has chosen a twisty theme to all of the patterns. As well, each of the blocks will have some black. All colours will change when compared to each other so ensure you are pleased with your fabric choices together. This time around all of the blocks will be **15" finished**. As there are 12 blocks per year, including the summer, simply using sashing will provide a 3 block X 4 block sampler quilt, big enough for a single bed!

**\*Note:** to help all participants' blocks to wind up the same finished measurement, all seams will be a **scant 1/4"**. Also, any triangles must be pressed flat but gently to avoid stretching.


### NQG Block of the Month - May 2007



Less pieces in the block this month. For each block cut...



Black on black or plain black  
2 squares 4 3/4" each



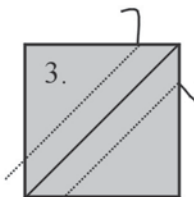
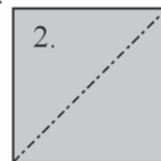
Medium print  
4 squares 4 3/4" each



Pastel background print  
6 squares 4 3/4" each  
4 squares 4 1/4" each


#### Half square triangles

1. Pair the 4 3/4" light squares with the same size black and medium squares.
2. On the back of the lighter square of each set draw a pencil line diagonally from one corner to another.
3. Sew a **scant 1/4"** from each side of your drawn line.
4. Cut on the drawn line and gently press each half-square triangle open.
5. Square up each half square triangle to 4 1/4 ".



#### Completing your block

6. Piece the half square triangles with the squares and rectangles as in the diagram above, using scant 1/4" seams. Be careful with the corner areas as there are 4 HST's that are supposed to be turned differently. There are many areas that need matching but just take it slowly and it shouldn't be hard.
7. Square your block up to **15 1/2"**.



A quilt without sashings gives you two different types of pinwheels this time!

## SWEET PEA QUILTING

411 A 1st Avenue, Ladysmith B.C. V9G 1A2

This coupon entitles you to 15% off your next purchase over \$25.00.  
on any regular priced item.

TELEPHONE: 250.245.2114

EMAIL: [sweetpea.quilting@shaw.ca](mailto:sweetpea.quilting@shaw.ca)

[www.sweetpeaquilting.com](http://www.sweetpeaquilting.com)



Coupon must be presented at the time of order  
one coupon per customer per order  
offer valid September 1 2006 until August 31, 2007  
Not valid with any other offer

## GUILD EXECUTIVE

- |                          |                              |
|--------------------------|------------------------------|
| President-Afternoon      | Shirley Herritt-758-1760     |
| 1st Vice President       | Judy McLaughlin temporarily  |
| 2nd Vice President-Eve.  | Judy McLaughlin-758-3866     |
| Treasurer-Afternoon      | Florence Dorscheid-756-3912  |
| Assistant Treasurer-Eve. | Maggie Brown-716-0626        |
| Secretary-Afternoon      | Buelah Friesen-754-3480      |
| Secretary-Evening        | Norma Franks-756-9691        |
| Librarians               | Angela McKenzie-758-1602     |
|                          | Sasha Koerbler 741-0555      |
| Show Committee           | Norma Franks-756-9691        |
| Co-Chair                 | Diane Ross-751-0335          |
| Program                  | Bonnie Dimitry-756-3254      |
| Newsletter               | Sue Creba-753-3371           |
| Newsletter Advertising   | Phillippa Zapf-756-0844      |
| Comfort Quilts           | Anne Yelle-756-1899          |
|                          | Ruth Wilkinson-753-1676      |
|                          | Ina McCowan-758-5446         |
| Placemats                | Georgia Zieglmeier-758-3730  |
| Hospitality              | Ruth Wilkinson-753-1676      |
| Afternoon Hospitality    | Gail Lambourne 758-9292      |
|                          | Margaret Carmichael 758-4729 |
| Coffee                   | Mary Laanala-756-1127        |
| Membership               | Marcia Miller-245-2223       |
| Co-Chair                 | Chris Potvin-722-2779        |
| Raffles-Afternoon        | Kathy Calder-390-4984        |
| Publicity                | Maggie Brown-716-0626        |
| Quilt Bee                | Cathy Welte-245-0771         |
| Co-Chair                 | Lillian Charron-245-8345     |
| Visiting Quilts          | Pat Clements-753-0616        |
| Pot-Luck-Christmas       | Bonnie Biel-756-3245         |
| Pot-Luck-Picnic          | Audrey Hale 245-0533         |
|                          | Lillian Charron-245-8345     |
| Boutique                 | Nadine Lindstrom-751-7959    |
| Fabric Exchange          | Lillian Dalton-756-9804      |
| Block of the month       | Tracy Belcher-754-9943       |
| Historian                | Sharon Relkey390-3227        |
| Photo Historian          | Maia Levine-753-8205         |
| Phoning                  | Paddy Wynne-758-8650         |
| Promotional events       | Hope Jordan-758-5478         |

Located in Ganges  
at 120 Hereford Avenue  
Salt Spring Island, BC  
V8K 2T4

Phone: (250) 537-8985  
Fax: (250) 537-8925  
stitchesquiltshop@saltspring.com  
www.stitchesquiltshop.com



**Fabrics & Yarns**

Salt Spring Island  
British Columbia



## GUILD CALENDAR

- |           |  |
|-----------|--|
| April 4   | Quilt Show Meeting 3147 Barons Road 7 pm   |
| April 18  | Guild Business Meeting, Brechin United Church, 1 & 7 pm<br>1)Nominations 2)"Gadgets" Mary from the Rainbow's End |
| May 2     | Quilt Show Meeting 3137 Barons Road 7 pm   |
| May 8     | Executive Meeting, Save On Foods, Woodgrove 7:00 pm  |
| May 16    | Guild Business Meeting, Brechin United Church, 1 & 7 pm<br>Elections   |
| May 24    | Quilt Show Set-Up  |
| May 25-27 | Quilt Show, Beban Park   |
| June 13   | Executive & Cross-over Meeting, Brechin Church- 7pm<br>All past and new executive required to attend.            |
| June 20   | Guild Year End Pot-Luck, Bowen Park 3-8 pm Dinner 6 pm   |



# SERGE & SEW

[www.sergesew.com](http://www.sergesew.com)  
250-390-3602  
6750 Island Highway N., Nanaimo, BC, V9V 1S3

*Featuring a fabulous selection of quilting fabrics,  
books, patterns & notions.*

**AUTHORIZED PFAFF DEALER**

*Servicing & repairs to most sewing machines & sergers.*

Sales & Events are announced on our website, the Bulletin News-  
paper and Radio FM 88.5

*Come see what we're all about!*



## BIB n' TUCKER QUILTING

**April Sale**

**Purple or yellow tone on tones and prints**  
and  
**All musical theme prints**

**30% off reg bolt price, 35% off cuts 1m +**

**Book sale continues from last month**

**Reminder: We will be closed April 26-29**  
**For the Westshore Quilt Guild's show**

343 D Bay Street (Lower Rear GRAVEL YARD parkin  
lot) at Turner 386-6512 (Mon- Thurs 10-4, Sat 12-4 )  
**Closed Fridays for Grandma privileges**

## WANTED: QUILT SLEEVES

It has been determined that all quilts submitted for the quilt show must have a "HANGING SLEEVE" regardless of the size of the quilt. This is necessary as the placement will not be known until all quilts are submitted and Coreen has figured out how to fit them on the quilt frames.

I have included two methods of attaching a hanging sleeve on a quilt. It is the consensus of experienced quilters that "Method Two" sewing on a sleeve before binding the quilt is preferred. For your finished quilts that do not have a hanging sleeve, "Method One" will be for you.

### **QUILT SLEEVE Method One: Sewing on a Sleeve After Binding the Quilt**

1. Cut or piece together fabric to make a strip 9 inches tall and the same width as the quilt.
2. Fold under short edges  $\frac{1}{4}$  inch, wrong side together. Fold under again. Press. Sew a straight or zigzag seam to hem the folds.
3. Now fold the strip lengthwise, wrong sides together, aligning its raw edges. Sew together with a  $\frac{1}{2}$  inch seam allowance. Press the seam allowance open.
4. Place the open seam against the quilt's back. Center and pin the top edge of the tube to the back of the quilt, about  $\frac{1}{2}$  inch below the binding.
5. Use a WHIPSTITCH to sew the top edge of the tube to the quilt backing. Stitch into the batting occasionally to help strengthen the seam.
6. Smooth the sleeve downward along the quilt back, then make a  $\frac{1}{2}$  inch fold along its length to create a pleat. Leaving the pleat intact, pin the sleeve bottom to the quilt.
7. Whipstitch the lower edge of the sleeve to the quilt. Remove pins. The sleeve will pooch out a bit to allow space for a hanging rod.
8. Whipstitch the back sides of the sleeve to the quilt. Leave the front sides unsewn to allow for the rod insertion.

### **QUILT SLEEVE Method Two: Sewing on a Sleeve Before Binding the Quilt**

1. Sandwich the quilt top, batting and backing. Quilt. Trim batting and backing to match the quilt top along the edge where the sleeve will be sewn.
2. Cut or piece together fabric to make a strip 9 inches tall and the same width as the quilt.
3. Fold under short edges  $\frac{1}{4}$  inches, wrong sides together. Fold under again. Press. Sew a straight or zigzag seam to hem the folds.
4. Fold the strip lengthwise, wrong sides together, aligning raw edges.
5. Centre the folded strip along the top edge of the quilt, against the backing, aligning its matched raw edges with the edge of the quilt.
6. Sew the sleeve to the quilt with an approximate  $\frac{1}{8}$  inch seam allowance.
7. Bind the quilt. If you plan to use the TUCKED METHOD to end double fold binding, start binding on a side without the sleeve to help avoid bulk from extra layers of fabric.
8. Smooth the sleeve downward along the quilt back, then make a  $\frac{1}{2}$  inch fold along its length to create a pleat. Leaving the pleat intact, pin the sleeve bottom to the quilt.
9. Whipstitch the lower edge of the sleeve to the quilt. Remove pins. The sleeve will pooch out a bit to allow space for a hanging rod.
10. Whipstitch the back sides of the sleeve to the quilt. Leave the front sides unsewn to allow for the rod insertion.