



Next Meeting

March 21, 2007

Brechin United Church

Doors open at 12:30

Meeting starts at 1:00 & 7:00



Next Executive Meeting

March 13, 2007 1:30 pm

Save On Foods, Woodgrove

Next Quilt Show Meetings

Wed. March 7, April 4 7:00 pm

3137 Barons Road

Newsletter Deadlines

March 21

May 23

April 25

August 22

Things to Remember:

name tag

coffee/ tea cup

change for coffee & raffles

library books

challenge quilt

donation quilts/placemats

show and share

block of the month

newsletter

baking or store bought goodies
(if you have been called)

fat quarter fabric exchange



Nanaimo Quilters Guild
QUILT SHOW
MAY 25-27
Beban Park Recreation Centre, Nanaimo, B.C.

From Our President's Pen

I went to Camp Homewood last week along with 28 or so other members of the guild, and if you have never gone on a quilting retreat before, please do so, as it was a very pleasant experience. The camaraderie of the group and the inspiration that one comes away with is phenomenal and of course the food prepared and no clean up afterwards just makes it all worthwhile. The setting was perfect with the ocean in the foreground and in the distance the snow capped mountains, absolutely beautiful! Thank you to the program people for setting that up, they did a very good job.

Well, it's starting to feel like spring, although a tad frosty at times, but still the darkness is fading so that inspires one to quilt longer and that's a good thing. And May will come sooner than expected with the Quilt Show, looking forward to that event. It was very nice to see all the posters up in various shops along the way to Campbell River. Also thank you to Kathy Welte and Lillian Charron for hosting the annual Quilt Bee, very well done and successful. Keep on sewing. *Shirley Herritt*

Christmas Bingo Blocks

The Pearls Quilting Group in Ladysmith/Saltair completed 7 of the 10 quilts made from the Bingo Blocks and also completed two tops that were donated to the Quilt Bee. A total of 15 quilts were completed by our group and will be donated to Haven House on Feb. 28th. Members participating in this project were: Audrey Hale, Lillian Charron, Cathy Welte, Nell Campbell, Trish Kirk and Eileen Wright.



Quilts made from our December 'Bingo Blocks'



Judy Farrow

email or call for my teaching schedule and info regarding classes at
Little Mountain Studio
250 954 3797
judyfarrow@shaw.ca

Meeting Reminders:

- Meetings are open to the general membership at 12:30 and 6:30 pm.
- Only park in handicapped parking if you have a valid card.
- Please bring written reports for the secretary, Buelah Friesen.
- Please let Buelah know if someone is in need of cheering up, and she will send a card.
- Please be mindful of other people's allergies and refrain from wearing scents at the meetings.

Quilt Show News page 5, 6, 7



Program Committee

I'm sure that everyone who attended Lillian Charron's Jacket and Part 1 of Patty McRory's Illusions workshops had a great time. Kathy Bush's paper-piecing workshop on March 3 has had to be cancelled and will be rescheduled. Part 2 of Patty's Illusions will take place as planned on March 3.

All those interested in going on the bus trip to the May CQA show Kamloops should contact ETA Bus Tours at 753-3752 in Nanaimo or toll free at 1-877-752-3752. The cost is \$395 for a double and \$365 for a quad. This price includes: accommodations at the University dorms, breakfast, ferry, bus transportation, 3 day entry pass to the show, a catalogue and taxes.

The March guild meeting will feature a presentation on computer programmes for quilters by Lynn Phillips. For everyone who has wondered if a computer design programme could help them in their quilting, this one's for you (even if you haven't, you will find her information very interesting). If this presentation piques your imagination, great, because we will be conducting a workshop all about EQ5 on Monday, June 4. This class will be taught by Bev Crews, owner of Serge and Sew, and will be held at the computer lab at the Malaspina College Parksville campus on Jensen Rd. The fee for this class is \$35 and 10 spaces are available for our guild (we are holding this workshop in conjunction with Parksville/Qualicum Beach guild). We are appealing to our members for the loan of an EQ5 program. The techs need a copy to load onto the main computer. If you can help us out with this request, please contact Lillian Charron at 245-8345. Your program committee, *Bonnie Dimitry, Sue Artuso, Coreen Zerr, Lillian Charron, Cathy Welte, Bonnie Dormuth*



SERGE & SEW

www.sergesew.com
250-390-3602
6750 Island Highway N., Nanaimo, BC, V9V 1S3

*Featuring a fabulous selection of quilting fabrics,
books, patterns & notions.*

AUTHORIZED PFAFF DEALER

Servicing & repairs to most sewing machines & sergers.

Sales & Events are announced on our website, the Bulletin News-
paper and Radio FM 88.5

Come see what we're all about!



The Thread Bear

THE THREAD BEAR IS HAVING FUN!
WE HOPE YOU ARE TOO!

COME IN AND SEE US. CHECK OUT THE NEW FLOOR PLAN AND THE NEW NOTIONS. LOTS TO SEE AND FEEL. BEAUTIFUL BATIKS, FABULOUS FLORALS AND SEW MUCH MORE!

SIGN UP FOR OUR NEWSLETTER VIA EMAIL AND RECEIVE A FREE PATTERN EACH MONTH WITH AN ATTACHED COUPON FOR EXTRA DISCOUNTS IN THE STORE. WE ARE FEATURING THE PROVINCIAL FLOWERS FOR 2007. IT'S NOT TOO LATE—HELP US SAVE MONEY AND TREES—GET YOUR NEWSLETTER VIA EMAIL.



Thread Bear

238 Fell Avenue
North Vancouver
604 929 0308
www.threadbear.com

UPPER THREAD BEAR

FABRIC, CLASSES, RETREATS
OPEN SEVEN DAYS A WEEK
9:30—5

LOWER THREAD BEAR

SANDWICHES, TEA, BON TONS, GIFTS
Tues - Sat 10 to 4
Closed All Stat Holidays



Library News

Library borrowing will be back on track for the March meeting. We have acquired a few new books. I have joined Crafter's Choice in both my name and the Guild's name. This gives us 6 or 7 free books. We are required to buy 2 books in 2 years for each account and that won't be hard to do. The new books are:

NOTE: B 880 Quilt Studio by Burbidge, Pauline, donated by Maggie Brown - thank you!

B 883 Quilts with Style Jan/Feb 2007 issue 62

B 884 Quilts with Style March/April 2007 issue 63

B 885 Quilting Arts Magazine Feb/March 2007 issue 25

B 886 Tesselation Quilts Porter, Christine

B 887 24 Flower Quilt Blocks (paper pieced) Causee, Linda

B 888 Quilted Forest Decor Kralik, Terrie - these patterns are like sewing patterns and MUST be photocopied - not cut out, as that would be too hard to keep without losing pieces

Put your books out ready for the meeting! See you there! *Angela, Sasha and the library girls*

"...the making of a quilt might be an apt metaphor for most women's lives. It may only be in the third phase of life that the pieces can come together to create a whole, and when you can finally see that there is meaning and purpose to it all."

Mary Catherine Bateson in "Composing a Life"

GRAMMA'S QUILTING CUPBOARD
Fabrics · Patterns · Notions · Unique Giftware

P.O. Box 606
176 Bagshaw St.
Parkville, B.C.
V9P 2G7

Ph:(250) 248-8449 Fax:(250) 248-8451

SEW FABULOUS Arlee Stroink

150 Station Street
Duncan, BC V9L 1M7

Husqvarna Sewing Machines & Sergers
Viking Sales & Service

Phone/Fax: 250-746-8583 Fabric Notions Patterns Books
Toll Free: 1-888-746-8583 Embroidery Alterations
mail@sewfabulous.ca
www.sewfabulous.ca

Satin Moon Quilt Shop

March Milagro

Starring the Folk Museum of New Mexico Angle Collection
20% OFF all materials purchased to create a quilt featuring the main fabric

"Pot of Gold" for the Children's Hospital
make a wish and donate your spare change
Fill your stash with gold on Mar. 15-18th
all yellow fabrics 25% OFF

As You Like It

Laurie McDonald

Fri. - Sun., Mar. 23-25

You saw her at the sewing show - now learn her secrets

Northcott Quilt Marathon

March 30-31
Check our website for Great Prize Offers!

250-383-4023
1689 Government, at Fisgard

JANE GARCIA

DESIGNS

HAND PRINTED FABRICS

FABRIC PRINTING CLASSES

CREATE YOUR OWN LAYERED, PATTERNED FABRICS AT JANE'S DOWNTOWN NANAIMO STUDIO. CLASSES IN BLOCK PRINTING, SILK SCREENING AND MORE. RECEIVE PERSONAL INSTRUCTION IN SMALL GROUPS OF 2 - 4 PEOPLE.

VISIT JANE'S WEBSITE FOR CLASS SCHEDULE, OR CONTACT HER FOR ALTERNATIVE DATES TO SUIT YOU.

1- 250 - 390 0291 WWW.JANEGARCIADDESIGNS.CA



February Raffle Winners

Afternoon Winners:

Mystery Fabric: Holly Wells

Raffles: Ingrid Morton, Yvonne Jans, Valerie Wilson, Pat Wylie, Shirley Herritt, Dana Roncin, Cathy Welte, Ann Brown

Show & Share: Lillian Charron

Name Tag Draw: Holly Wells

Evening Winners:

Mystery fabric: Lillian Dalton

Raffles: Lillian Dalton, Marlene Jones, Ruth Wilkinson, Linda Addison, Bonnie Dormuth

Show & Share: Sue Artuso

Donations: Thanks to Yvonne Jans, Sherry Patten, Serge & Sew and Snip & Stitch for donations to the raffles this month. *Kathy Calder*



An uninvited guest invaded the February 20-23 Camp Homewood Quilting Retreat. Luckily she didn't stay long and didn't disrupt the quilting!

submitted by Janet Williams



The Cloth Castle

Your One-Stop Sewing Shop

Authorized sales and service for Elna, Baby Lock, Juki and Singer

Did you know?

We have a new quilt club at the Cloth Castle. Join Natasha and Michelle for M&N Quilt Club.

New patterns, New product info, New techniques and so much more.

Get to know other quilters and get inspired for the new year!

Only \$5 per session!

Don't forget to register for our Sisters Trip to reserve a spot for you and a friend

The Cloth Castle
786 Goldstream Ave
Victoria BC V9B 2X6
(250) 478-2112
www.clothcastle.com

Only the Bernina Stitch Regulator frees you to focus on your free-motion design.



Experience the freedom yourself! With the patented Bernina Stitch Regulator (BSR), you'll learn free-motion in minutes. And you don't have to fuss with frames or platforms or foot pedals. With BSR, you simply move the fabric. The revolutionary BSR sensor takes care of everything else, giving you stitches that are gorgeously even and consistent. You're freed up to simply design, create and play. Try it today.

Come into Huckleberry's Fabrics Inc.

For more information

Or visit

www.berninausa.com

Huckleberry's is located at 1930 Ryan Road, Comox, BC V9M 4C9

Contact us at:

Toll Free: 1(877) 339-4059

Locally (250) 339-4059



e-mail: sewfun@telus.net



Quilt Show Props Needed

The quilt show is rapidly approaching and as chairpersons for the Props Committee, Cathy Welte and myself are looking for the following items to be used at the quilt show. There will be sign up sheets at the next Guild meeting for these items. Right now we just want to know what is available to us and other arrangements will be made later.

Old Vintage Quilts... These quilts should be completed. We do not want ones that have to be finished. Any size quilt will be OK. We are requesting a written story of the quilt's history, quilter's history, pattern, age and any other info pertaining to this item. These will be used for "Turning of the Quilts" which will be a feature of the quilt show.

Pat Wylie suggests that we all encourage our granddaughters, nieces and other young relatives to enter quilts in the Junior Fibre Arts section of the quilt show.

Old Irons & one old ironing board... prefer it to be made of wood. Some of the older ones were made with metal legs and a wood top..this would be OK.

Vintage Small Baskets.. old sewing baskets would be nice. Also, if you have any old sewing items like scissors, thread that can be put into baskets we would appreciate them.

Small Baby Quilts or Doll Quilts

If you have items you think we might be interested in, please contact us by email or phone. *Lillian Charron & Cathy Welte*

Quilts Wanted

Bonnie Dormuth and Angela McKenzie would like to promote the quilt show by displaying quilts in both libraries for the month of April. To do this, we need members to bring quilts to the March meeting. These won't be quilts that will be in the show, as we want them to stay up all month. If you have a quilt or two that you have finished, large or small (mostly small), please consider lending them to us for the month before the show. That is, bring them to the March meeting and make sure that your name is on them, please. Thank you, *the Publicity Committee.*

ATTENTION GUILD MEMBERS

Avril Valentine will at the February 28, March 21 and April 18 guild meetings to take photos to attach to your entries for the quilt show.

We would like to have **ALL** of the photos done in the February and March meetings to enable Lorie Rogers to have sufficient time to arrange for the printing.

 <p>Snip & Stitch SEWING CENTRE NANAIMO <i>Your One Stop Quilting & Sewing Machine Store on Vancouver Island</i></p> <p>HUSQVARNA - WHITE - JANOME -</p> <p>#1 - 4047 Norwell Drive Nanaimo, BC V9T 1Y6 1.250.756.2176 1.800.789.1730 info@snipandstitch.com www.snipandstitch.com</p>	<p>Clip and Save 20% off Your Next Fabric Purchase <small>Present coupon at time of purchase. Expires May 31, 2007</small></p>
	<p>Clip and Save 10% off Your Next Machine Service <small>Present coupon at time of purchase. Expires May 31, 2007</small></p>
	<p>Store Hours: Mon-Thurs, & Saturday 9:30 - 5:30 Fri. 9:30 - 9pm Sun. 12 - 4</p>
 <p>Janome MC6600P CLASSROOM MACHINE SPECIAL \$1899 Includes built-in walking foot and quilt accessories. Regular Price \$2299</p>	



The Red Barn
Quilting Shop

Largest Selection
of Quilting Cottons
on Vancouver Island

Located inside Fabricland

2175 Cliffe Ave. Courtenay, BC V9N 2L5 338-6634

1180 Homewood Rd. Campbell River BC 286-3600



QUILT SHOW PAGE

Nanaimo Quilters Guild 2007 Quilt Show Committee

Co-conveners:	Dianne Ross 751-0335 dianross@shaw.ca & Norma Franks 756-9691 alanandnormafranks@shaw.ca
Secretary:	Nadine Lindstrom 751-7959 seashell7@shaw.ca
Treasurer:	Corinne Perry 758-7922 coperry@telus.net
Admissions Co-ordinator:	Lynn Bentsen 751-0075 bentsenl@shaw.ca
Balloting Co-ordinator:	Sue Artuso 716-8701
Challenge Quilts Co-ord:	Kathy Bush 758-1917 gandkbush@shaw.ca
Call for Entry Co-ord:	Lorie Rogers 729-9966 lorie.rogers@shaw.ca
Demo's Co-ord:	Paulette Cornish bythesea@shaw.ca
Depot Captain Co-ord:	Maggie Brown 716-0626 jolymagi@shaw.ca
Guild Boutique Co-ord:	Nadine Lindstrom 751-7959 seashell7@shaw.ca & Laura Morrissey 756-9139 lmorriss@shaw.ca
Hostess Co-ordinator:	Linda Robinson 390-2862 robinsonjl@telus.net
Information table Co-ord:	Laverna Anderson 756-0446 lorrie&laverna@telus.net
Kid's Quilts Co-ordinator:	Pat Wylie 741-0504 Mickey Lemmon 741-0589 rlemmon@shaw.ca
Lunch Room/Kitchen Co-ordinators:	Georgia Zieglmeier 758-3730 Gcassandra@shaw.ca & Chris Mousseau 758-6154 & Mickey Lemmon 741-0589 rlemmon@shaw.ca
Merchants Mall Co-ords:	Avril Valentine 746-9212 avrilvalentine@shaw.ca & Marg Bradley 758-7065 wdmrbradley@pacificcoast.net
Past Presidents Award: Prizes Co-ordinators:	Val Ansell 758-1185 greenice@telus.net Shirley Herritt 758-1760 hersh@hotmail.com & Kathy Calder 390-4984 skcalder@shaw.ca
Props Co-ordinators:	Cathy Welte 245-0771 mwelte@shaw.ca & Lillian Charron 245-8345 meme150@shaw.ca
Publicity Co-ordinators:	Sasha Koerbler 741-0555 sashakoerbler@shaw.ca Angela McKenzie 758-1602 afriola@shaw.ca Sue Creba 753-3371 & Bonnie Dormuth 753-9366
Quilt Frame set up/take down: Quilt Hanging/Take down: Quilts that Comfort Co-ord: Quilt Tags:	Val Ursulak 758-3056 jursulak@shaw.ca Coreen Zerr 756-1683 corsew@shaw.ca Lorie Rogers 729-9966 lorie.rogers@shaw.ca
Raffle Co-ordinators:	Barbara Root 245-3320 rootco@shaw.ca & Sharon Martin 748-8700 s.r.martin@shaw.ca
Signage Co-ord (Outdoor): Volunteer Co-ordinator: Volunteer Room Co-ord: Visa/Mastercard:	Sue Creba 753-3371 suecreba@aquariusd.com Bonnie Dimitry 756-3254 bonitad@shaw.ca Velda Schultz 758-7048 Nadine Lindstrom 751-7959 seashell7@shaw.ca & Laura Morrissey 756-9139 lmorriss@shaw.ca

Be a Volunteer Depot Captain for
our 2007 "Material Magic" Show!

What's the job?

Before the Show: collect exhibitor's quilts, at your convenience, in your home. Then deliver them, all together, to Beban for the *Quilt Hanging Crew*.

After the Show: receive the same quilts from the *Take Down Crew* at Beban and redistribute them to their rightful owners.

We will need depot captains in these areas of the City: Ladysmith, Cedar, South Nanaimo, Gabriola, Central Nanaimo, Harewood, North Nanaimo and Lantzville.

Contact **Maggie Brown** at **716-0626**
email jolymagi@shaw.ca

Quilt Show Report

Summary of February 7 Quilt Show Meeting Minutes

Challenge Quilts: Voting will be done by guild members at the May guild meeting.

Call for Entry: To be reprinted in March newsletter.

Junior Fiber Arts: Pat will have special entry forms for this category.

Depot Captain: Audrey Hale is assisting Maggie Brown.

Show Committee Award: Committee members please send suggestions for criteria to Diane.

Photo Curator: please continue to send photos to Maia so that she can do an impressive job of her display boards!!
maia@shaw.ca (continued on page 7)

1254 Fair Road
Parksville, B.C.
V9P 2C7

Tel.: (250) 248-6020
romar@telus.net

RAINBOW'S END QUILT SHOP

Books • Notions
QUALITY COTTON FABRICS
Classes • Patterns

MARY NICHOLAS

Sew'n Sews Fabrics

58C Adams Road
Campbell River, BC V9W 1S1

Ph: 250-923-6065 Fax: 250-923-0399
email: seroberts@oberon.ark.com

Janome Sewing Machines & Sergers Fabrics, Patterns Notions

Owner: Edna Roberts Located in Willow Point

QUILT SHOW PAGE



Quilt Show Raffle

Quilt Show Report Cntd.

Sponsorships: Val Ursulak (Minnie) has done a wonderful job – so far we have:

Platinum: Husqvarna & Snip and Stitch (sewing machine \$799); LaZboy Furniture Galleries (easy chair \$700); Nanaimo Bulletin (advertising)

Gold: Pfaff & Serge & Sew (\$500 Gift Certificate); Aquarius Design (\$500 worth of signage)

Silver: Investors Group (\$250); Coastal Community Credit Union (\$250); Mid Island Coop (\$250); Black & White Party Rentals (\$250 frame rental reduction)

Bronze: BMO Nesbitt Burns (\$125); Curves (1 month(\$150) gift certificate); Herbal Magic (\$100 gift certificate & water bottle)

Raffle: Tickets being sold at Pincushion, Rainbow's End, Serge and Sew, Quilted Duck, Snip and Stitch, Sweet Pea and Creative Quilting, and the Victoria Sewing and Craft Show.

Merchants Mall: Only 6 spots left.

Volunteers: Sign up forms for volunteers at the February guild meeting.

Publicity: Everything on schedule. Angela has sent out 200 information packages to stores and quilt guilds in the province. Web site coming soon. Need quilts to show in libraries in May (see page 6)

Props: Need old quilts and other props, see page 6.

Signs: Sue Creba would like information about any signs required by March 7.

Other businness:

No door prizes this year.

Committee members need to think of table and chair set up for the show.

Stitchery guild will be to one side of the stage.

Mayor Korpan has been notified of the show – we would like a dignitary there.

Next meeting will be March 7.

The **MATERIAL MAGIC QUILT SHOW** is just around the corner, at Beban Park Recreation Centre, May 25, 26 & 27th

There are many Guild members working hard to make our show a huge success. If you are not already involved, please support our Guild by selling as many Raffle Tickets as possible. We have begun to distribute Raffle Tickets at our Guild meetings. You are *responsible* for the tickets you sign out.

Each book of Raffle Tickets contains 20 tickets. Tickets sell for \$2 each or the book for \$40.00 (still \$2. each) Please pick up books of tickets from Barb or Sharon at each meeting and return sold books (still stapled) along with the cash, in an envelope A.S.A.P Tickets may be sold from January 28th, until May 27th, 2007 We have a B.C.Gaming Event Licence **No. TR-RG 29585** which states **TICKETS MUST NOT BE SOLD OUT OF BRITISH COLUMBIA.** Tickets will be on sale at various Island Guilds, as well as at a few local quilt shops and at the Quilt Show itself. Please **SELL, SELL, SELL**, and then keep selling! The **RAFFLE DRAW** for prize quilts will take place on Sunday, May 27th, 2007 at the Beban Auditorium at 3:00 p.m. Questions or concerns? Call Barb 245-3320 or Sharon 748-8700



First Prize
"Material Magic"
queen size quilt
(value \$3000)
A gorgeous,
cream, trapunto
quilt by F.
Dorscheid



Second Prize "West Coast Wonderland" wall hanging (value \$500) A unique rough edge, satin stitch, beaded seascape by K. Bush



Third Prize
"Santa's Deliveries"
wall hanging
(value \$200)

A Christmas piece by P. Zapf (a Mount Redoubt Design)

Confirmed Quilt Show Merchant Mall Booths

Bead Rhapsody
Bear Paw Quilting
Carola's Thread Company & Quilt Shop
Creative Quilting
Eileen's Studio
Eva Trinczek Fine Art
Gramma's Quilting Cupboard
Hamil's Fabrics
Huckleberry's Fabric
Jane Garcia Designs
Kitambaa Designs
Mostly Silk


QC Quilting
Rainbow's End
Rose Garden Quilts & Fabrics
Serge and Sew
Snip & Stitch Sewing Centre
Stitches Quilt Shop
Sweet Pea Quilting
Synergy Sisters Publishers
The Cloth Castle
The Secret Workshop
The Thread Bear Fabrics
Tivoli Quilts



This year the Scrappy Bags satellite group has chosen a twisty theme to all of the patterns. As well, each of the blocks will have some black. All colours will change when compared to each other so ensure you are pleased with your fabric choices together. This time around all of the blocks will be **15" finished**. As there are 12 blocks per year, including the summer, simply using sashing will provide a 3 block X 4 block sampler quilt, big enough for a single bed!

Note: to help all participants' blocks to wind up the same finished measurement, all seams will be a **scant 1/4". Also, any triangles must be pressed flat but gently to avoid stretching.*


NQG Block of the Month - April 2007



An easy block for this month... the quilt show is only one month away!
For one block cut:



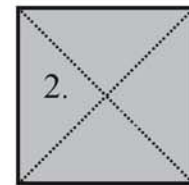
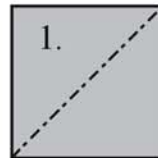
Black on black or plain black
1 square 8 3/4"



Medium Tone on tone
1 square 8 3/4"



Lighter Tone on tone of same color as above
2 squares 8 3/8"




Extra cutting

1. Cut the 8 3/8" squares in half diagonally.
2. Cut the 8 3/4" squares in four diagonally.

Completing your block

3. Piece the block as in the diagram above, using scant 1/4" seams. Careful with the bias edges.
4. Notice the areas of matching and being careful of the rotation.
5. Square your block up to **15 1/2"**.



SWEET PEA QUILTING

411 A 1st Avenue, Ladysmith B.C. V9G 1A2

This coupon entitles you to 15% off your next purchase over \$25.00,
on any regular priced item.

TELEPHONE: 250.245.2114

EMAIL: sweetpea.quilting@shaw.ca

www.sweetpeaquilting.com



Coupon must be presented at the time of order
one coupon per customer per order
offer valid September 1 2006 until August 31, 2007
Not valid with any other offer

GUILD EXECUTIVE

President-Afternoon	Shirley Herritt-758-1760
1st Vice President	Judy McLaughlin temporarily
2nd Vice President-Eve.	Judy McLaughlin-758-3866
Treasurer-Afternoon	Florence Dorschied-756-3912
Assistant Treasurer-Eve.	Maggie Brown-716-0626
Secretary-Afternoon	Buelah Friesen-754-3480
Secretary-Evening	Norma Franks-756-9691
Librarians	Angela McKenzie-758-1602 Sasha Koerbler 741-0555
Show Committee	Norma Franks-756-9691
Co-Chair	Diane Ross-751-0335
Program	Bonnie Dimitry-756-3254
Newsletter	Sue Creba-753-3371
Newsletter Advertising	Phillippa Zapf-756-0844
Comfort Quilts	Anne Yelle-756-1899 Ruth Wilkinson-753-1676 Ina McCowan-758-5446
Placemats	Georgia Zieglmeier-758-3730
Hospitality	Ruth Wilkinson-753-1676
Afternoon Hospitality	Gail Lambourne 758-9292 Margaret Carmichael 758-4729
Coffee	Mary Laanala-756-1127
Membership	Marcia Miller-245-2223
Co-Chair	Chris Potvin-722-2779
Raffles-Afternoon	Kathy Calder-390-4984
Publicity	Maggie Brown-716-0626
Quilt Bee	Cathy Welte-245-0771
Co-Chair	Lillian Charron-245-8345
Visiting Quilts	Pat Clements-753-0616
Pot-Luck-Christmas	Bonnie Biel-756-3245
Pot-Luck-Picnic	Audrey Hale 245-0533 Lillian Charron-245-8345
Boutique	Nadine Lindstrom-751-7959
Fabric Exchange	Lillian Dalton-756-9804
Block of the month	Tracy Belcher-754-9943
Historian	Sharon Relkey390-3227
Photo Historian	Maia Levine-753-8205
Phoning	Paddy Wynne-758-8650
Promotional events	Hope Jordan-758-5478

GUILD CALENDAR



March 3	Workshop: Patty McRory: Illusions, Part 2
March 7	Quilt Show Meeting-3137 Barons Road-7 pm
March 13	Executive Meeting, Save On Foods, Woodgrove 1:30 pm
March 21	Guild Business Meeting, Brechin United Church, 1 & 7 pm Demos onEQ5 and other quilting software by Lynn Phillips
April 4	Quilt Show Meeting 3147 Barons Road 7 pm
April 18	Guild Business Meeting, Brechin United Church, 1 & 7 pm 1)Nominations 2)"Gadgets" 3) Trunk Show by Barb Root
May 2	Quilt Show Meeting 3137 Barons Road 7 pm
May 8	Executive Meeting, Save On Foods, Woodgrove 7:00 pm
May 16	Guild Business Meeting, Brechin United Church, 1 & 7 pm Elections
May 24	Quilt Show Set-Up
May 25-27	Quilt Show, Beban Park
June 13	Executive & Cross-over Meeting, Brechin Church- 7pm All past and new executive required to attend.
June 20	Guild Year End Pot-Luck, Bowen Park 3-8 pm Dinner 6 pm



Pat Bays By Appointment Please
1-250-722-3822

CEDAR QUILTS & FABRIC ART
professional longarm quilting

FAST TURNAROUND pbays@telus.net
1851 Cedar Road
Nanaimo, B.C. V9X 1L7

BIB n' TUCKER QUILTING

March Sale

**Tone on tone greens, green prints
and any print with a green leaf
and
All Flannels**

**30% off reg bolt price, 35% off cuts 1m +
Flannels only 40% off 2m +**

**Reminder: We will be closed April 26-29
For the Westshore Quilt Guild's show**

343 D Bay Street (Lower Rear GRAVEL YARD parkin
lot) at Turner 386-6512 (Mon- Thurs 10-4, Sat 12-4)
Closed Fridays for Grandma privileges

Nanaimo Quilter's Guild QUILT SHOW 2007**Call To Entry**

Staple Top Edge of Photo
to BACK of form.

- Completed form due
March 21, 2007
- Use separate sheet for each
entry
- Write name and phone
number on back of photo
- Submit entries at guild
meeting or mail to:
Lorie Rogers
2501 Kenworth Road
Nanaimo, B.C. V9T 3M4
250-729-9966
lorie.rogers@shaw.ca

Name: _____

Membership Number: _____

Address: _____

Phone: _____

Nearest Depot: South Nanaimo/Ladysmith _____

North Nanaimo/Lantzville _____ Cedar _____

Central Nanaimo/Harewood _____ Gabriola _____



- Categories:** Bed Quilts (any size) 1. Hand or Machine Pieced/Hand Quilted _____
 2. Machine Pieced/Machine Quilted by individual _____ 3. Machine Pieced/Professionally Quilted or Group
 Quilt _____ 4. Clothing (Vests, jackets etc.) _____ 5. Other (Tabletops, Crafts, Bags, ect.) _____
 6. Wallhangings-Large Over 200" perimeter _____ 7. Wallhangings-Small-Under 200" in perimeter _____

Size in Inches: Width (hanging side) _____ Length _____ Quilt Name: _____

Hand Pieced _____ Machine Pieced _____ Hand Appliquéd _____ Machine Appliquéd _____

Hand Quilted _____ Machine Quilted _____ Professionally Machine Quilted** _____

Group Quilt _____

** (If Professionally Machine Quilted please provide name of Quilter or the Company Name) _____

Is this your own design? _____

Is this a commercial pattern? Please provide designer and name of pattern _____

Were you inspired by a workshop or pattern? Please provide name of class and teacher _____

Quilt for sale? YES _____ NO _____ Price _____

Please compose a short paragraph (75 words or less) detailing why the quilt was made, any inspirations, who it was created for or why the design or colors were chosen. Focus on the theme or other information that gives insight. Please write your paragraph on the back of this form or attach a separate piece of paper to this one.

Some Rules to Play By:

- 1: Entry deadline is March 21, 2007 (Guild Day). This doesn't mean your quilt is finished but you've made a commitment to be finished, entered in the show and have your quilt to a Depot Captain by the determined date.
2. Must be a Member in good standing to enter.
3. Use one entry form for EACH item. Please PRIORITIZE your quilts as we may need to place limits if space is an issue, but enter several for selection. (Use the top right space on form to prioritize).
4. Each submission must be delivered in a separate clear plastic bag (a generic bag, please). These may not be the same one you receive your quilt back in.
5. Each submission must have an identifying label sewn on it on the back of the quilt (with your name and phone number) and at least a 3" wide hanging sleeve attached to the top.
6. The receipt you received from the Depot Captain must be submitted to claim your quilt after the show. Keep track of these slips, please.
7. Pick up time, after the show, is 6 p.m. THERE IS NO PROVISION FOR RELEASING QUILTS PRIOR TO THE CLOSING OF THE SHOW. Only the official Take -Down Committee will be allowed in the hall.
8. Mail or submit entries to LORIE ROGERS 2501 Kenworth Road, Nanaimo, B.C. V9T 3M4 If there are any questions, please call 250-729-9966 or email me at lorie.rogers@shaw.ca

RECEIPT: Date item received by Deport Captain _____
 Depot Captain's Signature _____

NO Quilt will be released before 5 PM Sunday May 27th, 2007

WANTED: QUILT SLEEVES

It has been determined that all quilts submitted for the quilt show must have a "HANGING SLEEVE" regardless of the size of the quilt. This is necessary as the placement will not be known until all quilts are submitted and Coreen has figured out how to fit them on the quilt frames.

I have included two methods of attaching a hanging sleeve on a quilt. It is the consensus of experienced quilters that "Method Two" sewing on a sleeve before binding the quilt is preferred. For your finished quilts that do not have a hanging sleeve, "Method One" will be for you.

QUILT SLEEVE Method One: Sewing on a Sleeve After Binding the Quilt

1. Cut or piece together fabric to make a strip 9 inches tall and the same width as the quilt.
2. Fold under short edges $\frac{1}{4}$ inch, wrong side together. Fold under again. Press. Sew a straight or zigzag seam to hem the folds.
3. Now fold the strip lengthwise, wrong sides together, aligning its raw edges. Sew together with a $\frac{1}{2}$ inch seam allowance. Press the seam allowance open.
4. Place the open seam against the quilt's back. Center and pin the top edge of the tube to the back of the quilt, about $\frac{1}{2}$ inch below the binding.
5. Use a WHIPSTITCH to sew the top edge of the tube to the quilt backing. Stitch into the batting occasionally to help strengthen the seam.
6. Smooth the sleeve downward along the quilt back, then make a $\frac{1}{2}$ inch fold along its length to create a pleat. Leaving the pleat intact, pin the sleeve bottom to the quilt.
7. Whipstitch the lower edge of the sleeve to the quilt. Remove pins. The sleeve will pooch out a bit to allow space for a hanging rod.
8. Whipstitch the back sides of the sleeve to the quilt. Leave the front sides unsewn to allow for the rod insertion.

QUILT SLEEVE Method Two: Sewing on a Sleeve Before Binding the Quilt

1. Sandwich the quilt top, batting and backing. Quilt. Trim batting and backing to match the quilt top along the edge where the sleeve will be sewn.
2. Cut or piece together fabric to make a strip 9 inches tall and the same width as the quilt.
3. Fold under short edges $\frac{1}{4}$ inches, wrong sides together. Fold under again. Press. Sew a straight or zigzag seam to hem the folds.
4. Fold the strip lengthwise, wrong sides together, aligning raw edges.
5. Centre the folded strip along the top edge of the quilt, against the backing, aligning its matched raw edges with the edge of the quilt.
6. Sew the sleeve to the quilt with an approximate $\frac{1}{8}$ inch seam allowance.
7. Bind the quilt. If you plan to use the TUCKED METHOD to end double fold binding, start binding on a side without the sleeve to help avoid bulk from extra layers of fabric.
8. Smooth the sleeve downward along the quilt back, then make a $\frac{1}{2}$ inch fold along its length to create a pleat. Leaving the pleat intact, pin the sleeve bottom to the quilt.
9. Whipstitch the lower edge of the sleeve to the quilt. Remove pins. The sleeve will pooch out a bit to allow space for a hanging rod.
10. Whipstitch the back sides of the sleeve to the quilt. Leave the front sides unsewn to allow for the rod insertion.