

Nanaimo Quilters Guild Newsletter

Volume 27 Issue 9 May 2011



www.islandquilters.ca



Next Meeting

May 18 Brechin United Church

EVENING MEETING ONLY!!!!

Doors open at 6:30

Meeting starts at 7:00

Next Executive Meeting

May 9 1:30 p.m.

Country Grocer, Southgate

Newsletter Deadline

May 22 (then August 22 for Sept.)

Note: initials are used in the newsletter for those members who do not wish their names to appear on the web. *Editor*

Things to Remember:

- name tag
- **your own cup!!! Please!**
- library books
- workshop registration form/fees
- donation placemats, quilts, show & share items
- change for raffles
- block of the month (for May)
- donation for food bank
- newsletter
- baking (surnames U,V, W, Z)

May's Yummy Baking

For May, it will be the turn of everyone with a **surname beginning with U, V, W and Z** to bring goodies to the meeting.

Membership/Hospitality

Please stop at the Hospitality table when you arrive, sign in, and pick up your ticket for the name tag draw. **You must be wearing your name tag in order to win the draw.** Please sign out if you leave before the end of the meeting.

Guild Website

If you have something of interest for our Guild web site, such as photos, please send it to Avril Valentine at avrilvalentine@shaw.ca who will forward it to our web master.



President's Pen

What a beautiful day it was today (Good Friday). I spent the day weeding and tidying all my deck pots and carrying them down to the lower deck in preparation for painting the upper deck when we next get at least five days of good weather.

Although we were down in numbers at both meeting this month they were really great. Ionne McCauley entertained, encouraged and built up our enthusiasm for experimenting with colours. I know there is going to be a waiting list for your class in November, Ionne.

Many thanks to all the members who's turn it was to bring goodies, we had such a variety and volume well done one and all, and our thanks to the coffee committee for the attractive way they have decorated our goodies table this guild year.

Wow, the food bank donations filled to the brim five (5) boxes and also filled to the top two (2) shopping bags. I cannot thank you all enough for making this guild project such a success. The suggestions for May are: fruit juices, peanut butter, jelly or jam, crackers or tinned meat or fish.

The May guild meeting will be evening only, it will be Business and Elections; there will not be a program. This will also be the last meeting at which food donations will be collected until September. *Norma Franks, President*

Program

Workshops:

May 14 & 15 – Pippa Moore's "African Collage" – FULL

June 4 – Coreen Zerr's "Strip Piecing Made Easy" – 2 spaces left

June 5 – Coreen Zerr's "Easy Curved Piecing and Thread Embellishments" – FULL, 2 on wait list

June 25 – Coreen Zerr's "Fabric Painting" – 4 spaces left

Nov 5 & 6 – Ionne McCauley's "Colour for the Terrified Quilter". We will start taking registration for this workshop at the May meeting.

The Program Committee would like to thank the members of the Guild for supporting us by participating in the workshops, volunteering to offer your expertise at our Mini Demos and enjoying our presentations at Program.

Guild Picnic June 15 in Ladysmith

The Guild picnic will be on June 15 at Transfer Beach in Ladysmith. Members can arrive from 2:00 p.m. on, dinner will start at 5:00. Since we are going to be at the beach, you should come prepared for different types of weather throughout the day. I would suggest that you dress in layers.

This year we thought it would be fun if we asked members attending the picnic to make a "Funky Apron" and wear it at the picnic. There will be prizes awarded for various surprise categories. So, put on your thinking caps, get creative and make your "Funky Apron."

As an added attraction, since we are at the beach, we will have a sail-board and some kayaks at the beach, so if anyone wants to test their skills, they can do so.

There is limited space in the covered area and there may not be enough seating for everyone inside the shelter. I will do what I can to try and accommodate everyone inside. There is a wood stove in there which we can use when it starts to cool off.

Since this is a wind-up of our Guild for this year, we hope you will all take advantage of this fun day and join us at the Beach. (see page 2 for what to bring)

NQG Box 943 Nanaimo BC V9R 5N2 Editor suecreba@aquariusd.com



Guild Picnic June 15 (continued)

Please bring the following

- Your "Funky Apron"
- Table setting including your own coffee cup.
- Lawn Chair and umbrella if you want to be out of the sun. (Hopefully we will have sun by then)
- Potluck dish... we always do a great job on this item.
- Anything else you can think you might need.

The Guild will provide coffee, tea, water, and perhaps we can get someone to make a delicious punch.

There is plenty of parking at this venue and the bathrooms are close and you don't have to climb a hill to get there.

Also, for the best part, Graham Gates will be providing music for our pleasure at this fun event.

Hope to see you all there. If you have any questions, feel free to call me. Lillian Charron (250 245-8345) or email me at lcharron@telus.net

For Sale

Barely Used (once) Pfaff Grand Quilter Hobby 1200 and Grace Company quilt frame. No time to use and could use the cash as husband laid off. Frame can be used as 5 or 10 foot length. Laser attachment to use pantographs. All manuals and guides for use. Machine can also be used without frame. \$1500 or best offer. Contact Philippa Zapf 250-756-0844 or at philzapf@shaw.ca

BIB n' TUCKER QUILTING

May Sale

All **floral** textures
and **floral** prints

Any fabric with a food item

**25%-35% off 2m +(same bolt)
1/2 m minimum cuts**

343 Bay Street (at Turner) Victoria BC
(Lower Rear GRAVEL YARD parking lot)
386-6512 (Mon- Thurs 10-4, Sat 12-4)

NQG Box 943 Nanaimo BC V9R 5N2

Elections May 18

Our Annual General Meeting will be held Wednesday, May 18th at 7:00 p.m. This is an **EVENING MEETING ONLY**. There will be **NO daytime meeting**.

As your executive, we have worked consistently to provide you with interesting and varied events throughout the year. You can thank us, and show your appreciation, by offering to let your name stand in one of the positions for 2011-2012.

It takes approximately 100 members to fulfill various duties to run a Guild. With over 200 members we should only need to take a turn every second year. We will be unable to continue as a Guild unless we fill the following positions: President(s), 1st Vice-President, 2nd Vice-President, Treasurer(s), Membership (2-3 *days), and Newsletter.

Other positions we'd like to fill, but which are not critical, include: Block of the Month-assistant (*days), Christmas Pot Luck (3-4), Hospitality (1-2 *days), June Picnic (2-4), Phoning Committee, Publicity (1), Trips and Retreats (1-2), Web Liaison (1).

Remember: You only get out of a club what you are willing to put in to it. If you would be willing to let your name stand please email: Norma Franks alanandnormafranks@shaw.ca or Barbara Root at rootco@shaw.ca *Barbara Root*

April Raffle Winners

Mystery fabric: Day: Heather Robertson Evening: Trish Chang

Raffles: Day: Fran Preston, Heather Robertson, Pat Ryan, Barb Myden, S. Hreno, B. Liska, Phyllis Prince, Cindy Scraba, Penny Whittaker, L.R., Debbie Van Otterloo, M.K., Ingrid Morton, Sherry Drebnicki, Chris Mousseau Evening: Val Ansell, G.B, G.S., Philippa Zapf, Vicki Dods, Marlene Jones, Angela McKenzie, Elaine Cadell, Penelope Woodward

Door Prize: Day: Barbara Waine Evening: Linda Addison
Show & Share: Day: Sandra Backer, Tracy Irwin Evening: N.L.

Block of the Month: Janet Knecht

Donations received with many thanks from Penny Whittaker, L.M., Annelies Massey, Cindy Scraba, G.D. and Philippa Zapf



Flare Fabrics
BATIKS AND BOLD COTTONS

www.flarefabrics.ca

timeless treasure, robert kaufman, benartex
princess mirah, galaxy, hoffman, avlyn, riley blake
red rooster, fabrics that care, flannels, batiks, bolds
jelly rolls, layer cakes, fat quarters
patterns, kits

**Free shipping
in Canada!**

Editor suecreba@aquariusd.com



Blog Spotting

Because we live in an electronic world that is spinning at the speed of light the way we quilt is also evolving at such a speed. Many of us use the internet for inspiration, supplies, and contact with others of our ilk around the world. Not to be outdone, iPad and iPhone users now have some choices for application downloads that can aid in expanding our "Passion of the Quilt".

Applications for the iPad seem to be favoured, as the size of the screen over the iPhone just makes more sense. BlockFab lets you choose from a great number of blocks and lets you calculate the yardage for the size of quilt that you wish to make--the Price is free! There is Vook-Quilting for Everyone that mixes pictures, text and video for \$3.99. This is available for both iPhone and iPad for the same price. There is also an application called Fabric U-Quilter's App. It is similar to the DVD EQ series but the price is only \$14.99. For iPhone users try Quilting 101 and Quilting Lessons. I am sure that daily we can look forward to more choices to further our craft. Don't forget Pod cast and Pod cast videos on Itunes. Bonnie McCaffrey has a new edition every month and sometimes every week where she interviews and showcases great Quilting teachers around the world. There is also a great archive of past shows that will keep you entertained. ITunes is a free download even if you don't have Apple products.

Have fun! lorie.rogers@gmail.com *Lorie Rogers*

Trips and Retreats

Sisters, Oregon Trip, July 7-11, 2011

The final price for the trip is \$362 (in total) for guild members and \$372 for non-members (the extra \$10 is going to purchase a membership for the remainder of this year). The balance (\$62 or \$72) is due in to us by the end of the May guild meeting - both of us will be there to collect the final payments. We expect to have the finalized itinerary for distribution by the end of May and we'll make sure everyone going has a copy. Please take a few minutes to check that your passport is current and that you have adequate medical travel insurance.

Homewood Retreat, November 7-11, 2011

We will be available at the May guild meeting to collect the deposits (\$50.00) for those who have not yet had a chance to hand theirs in. We also have up-dated information sheets on what to bring and how to get there for those who need one - come see us at the meeting. Once again we have been invited by the Denman Island Quilters to attend their retreat at Capernwray on Thetis Island. The dates are from the 19th to the 22nd or 23rd of Mar 2012. These girls are a fun group and very welcoming and the facility has a great chef so the food is excellent. Please contact Anne Jansen soonest at lepe@telus.net or phone her at 1-250-335-2642 to reserve your spot and get more retreat info. Bonnie Dimitry 250-756-3254 and Sue Artuso 250-716-8701



Huckleberry's Fabrics Inc.

1930 Ryan Road East

Comox, BC, V9M4C9

250-339-4059

1-877339-4059 Toll Free

e-mail :

sewfun@telus.net

BERNINA[®]

Ready for an Upgrade?

Trade in any sewing machine and receive
\$250 off any new aurora model, guaranteed!



Stop by the store for details.



General Meeting Minutes April 20, 2011

President Norma Franks called the meeting to order at 1:06 pm. One new member and two new guests were introduced.

The **minutes** from the March guild meeting were accepted as distributed.

Carol Bailey, **Treasurer's report**: \$28,002.28, including trips and retreats (\$9900.00 on account for Sisters, Oregon trip).

Correspondence:

Cards this month were sent out to: Annie Lord, Bev Cottrell, Nancy Phillips, Beulah Friesen, Marcia Miller, and Lois Bohun, who donated 3 boxes of fabric which went to the Donations Committee. CQA sent a thank you for our \$50.00 donation.

Committee reports this month were from Annelies Massey (Challenge now closed), Library (books, magazines for sale), Quilters' Connection has a special 2 for 1 offer), Donations, Program, Trips and Retreats, June Picnic, Placemats (see newsletter for all these reports), Quilt Show (May 23-26, 2013), Comfort Quilts (would the individual who left receipts with Patty McRory at the demo meeting for ILWU and Dover Bay High please contact Lori Skerget to clarify details).

Unfinished Business

Laverne Anderson sold a quilt to Nanaimo Seniors Village for an upcoming raffle. The Hospital Auxiliary is interested in

the fiberfill the guild was offered to use it for neonatal quilts. The membership decided they are unable to assist St John's Ambulance with their request to appliqué a tablecloth for their 100th anniversary banquet. Nancy will contact them.

Retreat: Patty McRory presented the results of the committee's findings: that a lottery was fairer than a first-come method of choosing participants. She thanked the guild for their input via the information sheets filled out. If the motion to accept this process is accepted, those who wish to attend the 2012 retreat will put down their name and a buddy; this will insure that no one is isolated. The form will have a space for needs, which the committee will do its best to meet.

MOTION: Moved by Patty McRory and seconded by Nancy Price-Munn that the guild adopt a lottery style registration system for guild retreats, starting with the 2012 retreat.

Afternoon vote: 34 for; 21 against; 15 abstentions. Evening Vote: 22 for; 0 against; 0 abstentions. The motion was carried.

New Business:

Travellers' Lodge has requested a quilt for their gurney as funeral personnel remove elders. This is part of their "dignity in death" philosophy for those suffering with Alzheimer's. If there is an individual willing to make this quilt (no batting required), Ginette will quilt it. If you are interested, contact Norma. (continued on page 7)

INSPIRING FABRICS • PATTERNS & BOOKS • NOTIONS & GIFTS



Creative Quilting for All Life's Phases
Open Daily!
1689 Government Street at Fisgard
Phone: (250) 383-4023
www.satin-moon.com
shop@satin-moon.com

See you at the
Satin Moon Rabbit Run
Shop Hop Stop
June 20-25, 2011
Bring in your fabric
to trade for shop credit.

Indulge in a shopping
& dining field trip in the City!
See our blog and website for details!



Stitches Fibre Art Supplies 127 Rainbow Road Salt Spring Island BC

250-537-8985

Retreat on Salt Spring Island

- Bark, Branches & Organics
- May 30 - June 1, 2010
- Prices start at \$125.00 per person for shared accommodation including course
- Check our web site for full details

For all your fibre art supplies

- Lutradur ultra, kunin felt, fibres
- Metals, foils, paints, dyes
- Books, patterns
- Jelly rolls, batiks, quilting cottons
- Yarn, embellishments, rovings

Shop on line

Web: www.stitchesfibreartsupplies.ca
Email: creativity@stitchesfibreartsupplies.ca



Quilt Shows / Sewing Events

Grouse Mountain Day Quilters Guild "Quilts in the Village" April 15 - May 15, Edgemont Village, North Vancouver

"In the Spotlight" Campbell River Friendship Quilters May 5-21. Two venues Tidemark Theatre lobby 10-4 Tuesday to Saturday, and Campbell River Public Art Gallery lobby 10-5 Monday to Saturday. Admission free. Nancy Johnstone 250-287-8045

'Piece by Peace' Fraser Valley Quilters Guild Show May 13 - 15, George Preston Recreation Centre, 20699 42nd Avenue, Langley (Fri. & Sat. 10-5, Sun. 10-4 \$5.00, men free)

Laurie Swim 2-day weekend workshops in Lunenburg NS. May 14-15, June 4-5, Aug 27-28, Sept 10-11, Sept 24-25. www.artquiltpublishing.com/2011images/Workshops_D3.pdf

Empire Days Quilt Show May 20-22 Comox Valley Schoolhouse Quilters. Buchanan Hall, Cumberland Cultural Centre, 2674 Dunsmuir Street, Cumberland Sat & Sun 10-5, Mon 10-4 www.schoolhousequilters.com

Fabricated: Works of the North Star Quilters Society, May 30-June 12 64 Deer Park Ave, Kimberly Mon-Fri 1-5, Sat-Sun, 11-5 contact: Debbie 250-427-3393 or sewcreative@cyberlink.bc.ca

Lethbridge Festival of Quilts, June 3-4, 2011 Lethbridge College Gymnasium, 3000 College Drive South, Lethbridge, Alberta www.lethbridgequilters.ca Admission: \$5, free parking
Victoria Quilters Guild Retreat, June 9 - 12, Pearson College, Info: www.victoriaquiltersguild.org/QITT/QITT2011.htm (open to non-guild members) 250-383-4965 bruceastewart@shaw.ca

Quilts in the Valley, June 10-11, Abbotsford Quilters' Guild Tradex Centre, 1190 Cornell St, Abbotsford (by the airport) Fri 10-7, Sat 10-5 Parking \$5 admission, men FREE! www.abbotsfordquilters.org abbotsfordquiltshow@gmail.com Call Val 604-854-3806 or Marilyn 604-850-1461

Album of Quilts, June 11-12 Lions Gate Quilters Guild, North Van.
Quilts in the Mountains, June 11-12, Whistler Valley Quilters' Guild, Whistler Secondary School, Alpine Way, Whistler 9:30 - 5 daily contact: whistlerquiltguild@gmail.com www.whistlerquilters.com

Sunshine Coast Quilters' Guild Quilt Show, July 2-3, Gibson's Recreation Centre, Gibsons Sat 10-5 Sun 10-4 contact: creekquilter@eastlink.ca

Duncan Outdoor Quilt Show, July 23, 5700 Menzies Road, Duncan, 10-5, \$5 entry. This show is on a farm - please wear comfortable shoes and leave your pets at home. Cash & cheques only, no credit card capability. sponsored by Just Over The Bridge Centre

The Quilts of Hawaii, August 8-13, 2011 London International Quilt Festival, 300 York St., London, Ontario www.cotton-by-post.com 125 quilts from Hawaii, demos, slideshows, workshops, trunk shows by renowned Hawaiian teachers, merchant mall, bus tours and more! 519-639-9473 liqf@execulink.com

Northwest Quilting Expo, September 22-24, Expo Centre, Portland, Oregon. Call for entries for juried quilt show: Laura 503-624-7440 www.northquiltingexpo.com

"Galaxy of Quilts", Chilliwack Quilters' Guild, October 22, 2011

Placemats

Well ladies, the year is winding down. I wanted to thank all those who have donated placemats this year and I hope your generosity will continue with the new placemat committee next year. The May meeting is the last day that I will be collecting placemats for this year. Just to remind you, placemats should be 12" x 18".
Lori Skerget

Cindy's Threadworks
On-Line Thread Candy Shoppe

Vanc Island Connection
TO
Superior Threads
23 Thread Lines/750+ Colors!

www.CindysThreadworks.com

Cindy Scraba
Certified Threadologist

cindysthreadworks@telus.net
1-(250)-738-0560
Qualicum Beach, BC

***Arrange delivery of on-line orders at NQG meetings ongoing!**
Shop in person at the Cumberland Quilt Show
Merchant Mall Friday May 20 - Sunday May 22

Discover the world of Sewing!

"Wander through our store for a refreshing experience."

Your One Stop Quilting and Sewing Machine Store on Vancouver Island!

Clip & Save Coupon!
Come in to Snip & Stitch before June 1, 2011 and
Buy 2 Patterns Get 1 Free
Any brand. The least expensive one is free.

Hours: Sun. 12-4, Mon-Thurs. & Sat. 9:30-5:30, Fri. 9:30-9
Closed Holidays and Sundays in July & August

Snip & Stitch
SEWING CENTRE
NANAIMO

#1-4047 Norwell Drive
Nanaimo, B.C. V9T 1Y6
1.250.756.2176
1.800.789.1730
Email: info@snipandstitch.com
www.snipandstitch.com

Husqvarna **JANOME**



NANAIMO QUILTERS GUILD SCHEDULE for 2011

DATE	AGENDA	PROGRAM
May 9	Executive meeting	Country Grocer 82-12 th Street 1:30 p.m.
May 14&15	WORKSHOP 9-4	African Collage: Pippa Moore at Oliver Woods
May 18	Guild Meeting EVENING ONLY	Elections and business meeting, no program
June 4	WORKSHOP 9-4	Strip Piecing Made Easy: Coreen Zerr at Oliver Woods
June 5	WORKSHOP 9-4 at Oliver Woods	Easy Curved Piecing & Thread Embellishments: Coreen Zerr
June 13	Executive meeting	Country Grocer 82-12 th Street 1:30 p.m.
June 15	Picnic: Transfer Beach, Ladysmith	Potluck dinner and fun start arriving at 2 pm, dinner at 5 pm.
June 25	WORKSHOP 9-4 at Oliver Woods	Paint and Play with Coreen (Fabric Painting): Coreen Zerr

Quilts for Japan Update

1. Bev Rogan, in Calgary, has connected with CRASH (Christian Relief Assistance Support and Hope) and Global Samaritan Resources to send and distribute quilts in Japan. She has organized a 40,000 cubic foot container, which will provide FREE shipping to Japan for quilts! Bev has a Facebook page [quiltsforjapan@groups.facebook.com](https://www.facebook.com/quiltsforjapan@groups.facebook.com) and a website www.quiltsforjapan.ca Quilts must be finished, any size up to and including 50" X 70", any design. They may be used, but must be clean and in good condition. Due to space limitations in the relief shelters in Japan, quilts should not exceed 60" x 70".

Labels: please include with your name, city and message or wishes of hope and comfort. The website for translating your label into Japanese is www.lapelstick.com/quilts-for-japan

There are two addresses you can send your quilt to:

Coralee Roy, Box 1872, Houston, BC V0J 1Z0
coraleeroy@gmail.com

Bev Rogan, 38 Rockbluff Close NW, Calgary, AB T3G 5B1
info@quiltsforjapan.ca

Send your finished quilt(s), at your own expense, to either address. Please do **not** include the word "quilt" on labels on the outside of your shipment. Coralee will be leaving Houston on May 20, heading to Calgary for the deadline of May 24th to help pack the container. Quilts received by either Barb or Coralee after May 24th will be shipped as well.

2. Naomi Ichikawa, Editor of Patchwork quilts Tsushin Magazin, has started distributing the quilts they have received so far, working with Unicef and the Clinical Psychologist Society, and will deliver quilts to the temporary housing for the victims, nurseries, schools and orphanages. She asks that when you ship the quilts to Japan, please write clearly the quantity and value of the quilts (please write between \$5 to \$10). Please indicate as **relief goods for the affected people of Tohoku Kanto Earthquake**. You can write bed linens instead of quilts for description of contents. Please email Naomi (see April newsletter) when you ship the quilt. Note: If shipping from Canada, check out Canadian Quilters web site for collection points. www.canadianquilter.com/news-events.php?ID=29

Harvest Quilt Studio

Long Arm Quilt Services



Carol Bailey


by Appointment Only

NANAIMO (250) 244-3655

www.harvestquilts.com

THE CLOTH CASTLE

786 Goldstream Avenue
 Victoria BC V9B 2X6
 Tel: (250) 478-2112
 Fax: (250) 478-1050



Your One Stop Sewing Shop

*Dress & Specialty Fabrics, Drapery & Upholstery Fabrics, Quilt Fabrics,
 Sewing Machines & Sergers Sales & Service
 Classes and Sew Much More.*

Website: www.clothcastle.com Email: theclothcastle@hotmail.com



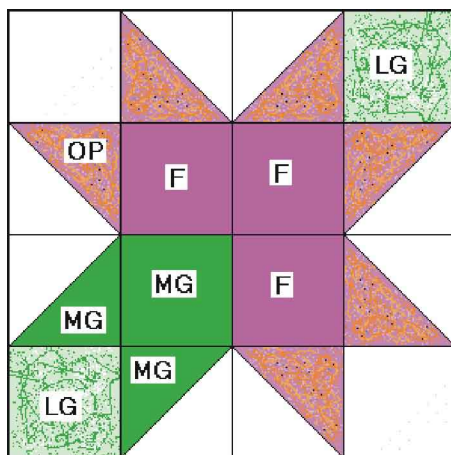
June Block of the Month

Thanks to everyone who made the April blocks and congratulations to last month's winner, Janet Knecht. This month's block is a variation of Carolina Lily, coloured to represent the lovely colours of summer lilies. The construction is very simple. But remember, accuracy in cutting and piecing is important. All seams are $\frac{1}{4}$ ". Unfinished block is $12 \frac{1}{2}$ " square.

Fabric Choices and Cutting:

Tone-on-tone or small scale floral prints would work well for this block. Use tone-on-tone white for the background, Orange-Pink (OP) or medium pink for the points of the flower and Fuchsia (F) or a darker medium pink for the centre. Choose a medium green (MG) for the stem and light green (LG) for the two corners.

White	4:	$3 \frac{7}{8}" \times 3 \frac{7}{8}"$
	2:	$3 \frac{1}{2}" \times 3 \frac{1}{2}"$
Orange-Pink	3:	$3 \frac{7}{8}" \times 3 \frac{7}{8}"$
Fuchsia	3:	$3 \frac{1}{2}" \times 3 \frac{1}{2}"$
Med Green	1:	$3 \frac{7}{8}" \times 3 \frac{7}{8}"$
	1:	$3 \frac{1}{2}" \times 3 \frac{1}{2}"$
Lt Green:	2:	$3 \frac{1}{2}" \times 3 \frac{1}{2}"$



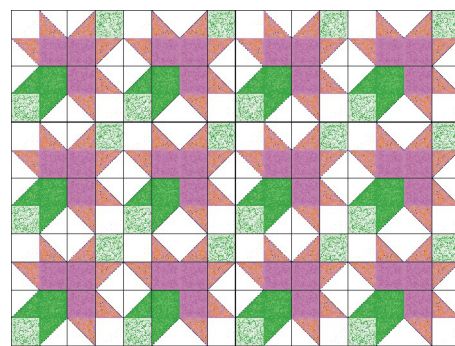
Summer Lily

If you want to experiment with colour in this block, you could vary the placement of the fuchsia and orange-pink or choose lighter or darker shades of the two colour families. If you do vary the placement, be sure to adjust the sizes of the patches accordingly.

Construction:

First make eight half-square triangle units using the eight $3 \frac{7}{8}"$ squares. Draw a diagonal line on the wrong side of the four white

$3 \frac{7}{8}"$ squares. Place the white squares on top of the three orange-pink and the one medium green $3 \frac{7}{8}"$ squares, right sides together. Sew a $\frac{1}{4}"$ seam on either side of the diagonal line. Cut on the diagonal lines to make the eight half-square triangle units. Press to dark. Lay out the block according to the sketch and assemble. Be sure to get the light green squares in opposite corners. Bring your squares to the June picnic.



Quilt Layout Suggestion

If you have any questions or problems, please call me at 250-758-1185. Wishing you joy, Val Ansell and Sandra Radley

April 20 Meeting Minutes continued from pg 4

Quilt donations for Japan will be left up to individuals, as the guild is only able to meet current commitments. Those who do quilts for agencies like this or the Red Cross should request a return acknowledgement of the quilt(s) donated.

Nominations: Bulletin boards of the vacancies for the executive were set up for interested members to sign up.

The program was an amazing trunk show by Ionne McCauley focusing on colour and its infinitely varied role in quilting. You can sign up in May to attend an upcoming workshop with Ionne in November.

Raffles, mystery fabric, show and share were interspersed with program (see page 2 for winners).

The meeting was adjourned at 3:45

Nancy Price-Munn, Secretary

Library News

Please return all your materials to the evening meeting in May. All materials checked out in May will be due in September. Make sure to take out lots of materials to read over the summer. You will have 4 months to read all those books & magazines!

A big thank you to everyone who has helped in the library this past year. Your help is very much appreciated.

Boys T-Shirt Britches

I shared with a number of people the "britches" that are made from T-Shirts. We have been making pillowcase dresses and T-Shirt Britches to send to an orphanage in Malawi in Africa. There is a shortage of pillowcases at the Thrift Shops, however, there are still lots of T-shirts available.

Britches pattern is at: www.dressagirlaroundtheworld.com or by Googling Boys in Britches Pattern

See you at the May meeting. *The Library Team*



Donation Quilts

Have kleenex handy before you read this - editor

To all of the wonderful members of the Nanaimo Quilters Guild,

I am a quilter living in Kitimat, BC. For those of you who don't know where that is: Look North. Way North. On the West Coast just South of Prince Rupert.

I have been a quilter for many years and have done my fair share of Charity Quilts. Have you ever wondered what happens to all of those quilts we make?

Have I got a story for you.

Two years ago, my daughter got three new foster children. She has had many kids over the years. But these three are special. They are originally from Nanaimo. They were moved up here to be with family, but sadly it didn't work out. And that is how they came to be OUR kids. We love those three kids so much. My daughter hopes to adopt them someday.

The youngest girl is now 11 years old and what a sweetie. Her most valued possession is a small quilt. She doesn't remember how she got it but knows that she has had it since she was 5 years old.

That was the first time she was taken into protective custody. Through all the years of being in and out of protective custody and from being moved from home to home, the only thing she has been able to hold on to is that little quilt. She loves it so much and can't sleep without it.

On the back of her little quilt is a tag that says "Nanaimo Quilters Guild". So I know where she got it, but I will never tell her.

My beautiful foster granddaughter loves and cherishes your gift even though she will never know who gave it to her.

Your gift has helped one little girl through so many trials and rejections over the past 6 years. All I can say is thank you. Thank you, from the bottom of my heart.

Sincerely, Lorrie Alvey



*Donation Quilts at the
Nanaimo Quilters Guild
Storage Unit (wow!)*

On 7 April 2011, the committee distributed 41 quilts and one large pillow to the Prenatal Lunch Bunch, Nanaimo Family Life, Nanaimo Salvation Army and Building Better Babies. We still have a few baby and lap size quilts in our storage unit. See some of the photos below.

At the April Guild meeting, four lap size quilts and three crib size quilts were donated to the Committee. Thank you everyone. Your effort and time spent are hugely appreciated.

It is always fascinating to see the variety of fabrics used by our members. It is fortunate that the stores all carry a number of different lines. How else could we build our wonderful stashes!

*The Donation Quilt Committee: Judith McLaughlin, Chair,
Deirdre Love, L.R., Leslie Robinson, Anna Bonnell, N.L.*



Nanaimo Family Life



The Salvation Army



Check out Gramma's new revamped website:
www.grammasquiltingcupboard.com
for a special website coupon!!

120-425 Stanford Ave. E., Parksville (250) 248-8449
www.grammasquiltingcupboard.com



The following descriptions for Executives and Committees are included in the new Handbook and all positions are open to volunteers from our membership each year.

THE EXECUTIVE:

An *elected* body, known as "the EXECUTIVE", governs the Guild. Executive Officers include: the President(s), First Vice-President, Second Vice-President, Secretary, and Treasurer(s), Past President and four Standing Committees.

President(s): Coordinate(s) Guild activities, and presides at meetings.

First Vice-President: Assists the President, perform duties in her absence, updates Constitution, By-Laws, and Guild Handbook.

Second Vice-President: Performs duties of either the President(s) or the Vice-President during absences, assists with updating of Constitution, By-Laws and Guild Handbook.

Secretary(s): Conducts correspondence, records minutes, and writes thank you letters on behalf of the Guild.

Treasurer(s): Prepares Guild budget, financial statements, accounts for audit, keeps Guild accounts and disburses funds

Past President(s): Prepares Nominations and presides over Elections.

COMMITTEES:

There are two kinds of Committees, Standing and Regular, and both types of Committees provide assistance to the Executive, and attend Executive meetings.

Standing Committees include: Membership, Program, Library, Newsletter. The chairmen of Standing Committees are elected for a period of one year and submit to the Treasurer, a proposed budget to be approved by the Executive.

MEMBERSHIP COMMITTEE:

Collects dues, issues membership cards, records and compiles membership lists. This committee requires two members at the afternoon meeting and one or two at the evening meeting, with the exception of the September meeting when four or five assistants are required to collect dues and write out receipts. This committee works well run by a satellite group. The Guild has a Membership sign in/out Policy which must be followed. See page 15 of the Handbook.

PROGRAM COMMITTEE:

Arranges Guild Programs, workshops, mini demos, Tricks of the Trade and other events they choose to host, and related fees. The duties of this committee are fulfilled by three or four members at the afternoon meeting and two assistants at the evening meeting. Two understudies are desirable. Please check your current Newsletter for information and details regarding all upcoming events. Ideas may be submitted to the Program Committee.

LIBRARY COMMITTEE:

Librarian maintains assets, researches and purchases inventory, and tracks library inventory including items both borrowed and returned. Duty requires one librarian and many elves assisting at each meeting the Library is open.

NEWSLETTER COMMITTEE:

Prepares, produces, and distributes a monthly Newsletter September-June), sends membership e-mails and other notices when required. Duty requires one computer literate member plus assistants. This has worked very efficiently in the past with a satellite group.

REGULAR COMMITTEES:

Consist of non-elected volunteer positions held for one year. All positions are posted prior to the May Annual General Meeting, with Guild members applying for the positions enabling committee structure to remain in play

until the end of the following Guild year in July. The committees operate only when members volunteer to take on the duties. The Executive may appoint members to serve in additional capacities, from time-to-time. Comprehensive job descriptions are available in the Guild Library.

REGULAR COMMITTEES, and a brief description of duties, include:

Block of the Month: Prepares block ideas with directions, and places them into monthly newsletters. (Usually one person in the afternoon and one person in the evening are sufficient.)

Boutique: Organizes sale of items, made by members, at craft fairs etc. when required. (Those selling items in the boutique work along with the Boutique chairman.)

Challenge: Prepares yearly "Challenge" for members. All experience levels are encouraged to participate. Creations are due at the April meeting and judged by members at the May meeting. In a 'Show' year, challenges are displayed during the Show, with winning ribbons attached. (Usually accomplished by one person)

Christmas Pot Luck: Plans the evening, food, table setting, and entertainment. (Three to five members required plus Executive members who assist after executive meeting.)

Coffee: Prepares refreshments at meetings. (Duty requires three to four members in the afternoon and one to two in the evening.)

Donation Quilts: Collects, distributes and records donation quilts. (Duty requires two members in the afternoon and one in the evening.)

Fabric Exchange: Arranges participants into groups and ensures exchange bags are distributed. (Duty handled by one member.)

Historian(s): Keeps Guild history up-to-date, tracks records of membership, activities, events, and celebrations etc. (Works well with two members and two understudies.)

Hospitality: Prepares sign-in sheets, welcomes members/guests to meetings and events. (Two or three members in the afternoon and one or two in the evening works well)

June Picnic Pot Luck: Plans the day, displays food, arranges entertainment, theme and/or decorations. (Duty handled by three or four members, other attendees assist.)

Newsletter Advertising: Contacts advertisers, accepts payments. (Duty requires one member who can complete duties at home via computer.)

Nominations: This is the duty of the Past President(s). (Duty requires one member plus suggestions from others.)

Placemat: Collects donated placemats, records, and distributes as required. (Duty accomplished with two members in the afternoon and one or two in the evening.)

Publicity: Ensures Guild activities are in local papers, magazines, and on TV. (Duty accomplished by one member.)

Quilt Bee for Haven Society: Organizes yearly quilt bee. (Duty nicely accomplished with two members.)

Raffles: Sells tickets at meetings, obtains quilt related prizes from our newsletter advertisers. (Two members in the afternoon and two in the evening works well.)

Telephone: Contacts members in case of unforeseen circumstances. (Duty requires one chairperson who prepares a phone chain system.)

Trips and Retreats: Organizes retreats and various Guild trips. (Duty accomplished by two members.)

Visiting Quilt Show: Provides small informal quilt shows for residents of seniors' facilities. (Usually three people travel as a group to display items.)

Web Liaison: Liaison between Guild and Web Master supplying photos, articles, and other information as required. (Duty accomplished by one member.)



Peanut Butter Toffee Chocolate Chip

(Thanks to Carol Rumo - these are great!!)

Oven: 350° makes 27 cookies

- | | |
|---|-------------------|
| 1 ¼ C all-purpose flour | ½ C brown sugar |
| ½ tsp baking soda | ½ C white sugar |
| ¼ tsp salt | ½ C peanut butter |
| ½ C butter, at room temperature | 1 egg |
| 1 C semi-sweet chocolate chips | 1 tsp vanilla |
| ½ C toffee pieces – Skor pieces in baking section | |

1. Stir together flour, soda and salt. Set aside.
2. Beat together butter and sugars until light and fluffy.
3. Beat in peanut butter until well blended.
4. Add egg and vanilla and beat again.
5. Stir in flour mixture until well combined.
6. Stir in chocolate chips and toffee pieces until well combined.
7. Drop by large tablespoons two inches apart onto lightly greased or parchment lined baking sheets.
8. Bake 8-10 minutes until cookies are a golden colour.
9. Transfer to a rack to cool.

I usually double the recipe. To double you will use the whole package of Skor pieces and 1 (350 gm) bag of chocolate chips. Cookies freeze well. Prepared cookie dough can also be wrapped well and frozen for a couple of months. Per cookie: 103 calories; 1.6 gm protein; 5.9 gm fat; 11.9 gm carbohydrates; 0.6 gm dietary fibre; 6 mg calcium; 0.4 mg iron; 4 mcg folacin.

Rotary Blade Sharpening

George Kutcher offers mail order rotary blade sharpening. They will be as sharp as the original blade but at just a fraction of the cost. George has been professionally trained on the rotary blade sharpener at Wolf Industries factory in Spartanburg, South Carolina

The cost per blade (45 mm, 60 mm or 65 mm) is \$1.50. He will cover the cost of the return shipping on any orders over 50 blades.

For safety reasons, please ensure that all blades are secured in the plastic containers the blades come in. If it is necessary, tape them shut. Turnaround time, after receiving the blades, is between 7 and 10 days.

Please send a cheque or money order made out to:

George Kutcher, 15 Mayhew Dr, Trenton, ON K8V 6W9

Write your name or a number on the plastic containers to identify whose are whose. Note: These can hold eight to ten blades, so more than one person can use the same container. This will reduce the total volume and therefore, the shipping charges. Insure the package. (Up to \$100 costs about \$1.30) Please e-mail him georgesharpening@gmail.com with the shipping date and tracking info after shipment. Please make sure to put your name and return address **inside** the package for easy identification.

Useful Information: In the long run it may be cheaper to buy a better blade (it stays sharp longer) than to buy a cheaper one and sharpen more often.

When not in use, store the blades, with a coat of oil ("3-IN-1" or light machine oil), in their plastic containers. Wipe carefully before using (remember they are very sharp).

SERGE & SEW




250-390-3602



105 Nored Plaza, 6750 Island Hwy., Nanaimo

Featuring fabulous Quilting fabrics,
Books, Patterns & Notions
Authorized PFAFF & Babylock dealer:
servicing & repairs to most
sewing machines & sergers.

Check our website
www.sergesew.com
for EVENTS & SALES!



Coreen Zerr
Quilt Designer
and Instructor

3648 Glen Oaks Drive
Nanaimo, BC V9T 5L3

Phone: 250-756-1683
Cell: 250-619-7060

Corsew Designs

Spring 2011 classes are now on the website.

Please email or call to register.

www.coreenzerr.com

e-mail:
corsew@shaw.ca

