

# Nanaimo Quilters Guild Newsletter

Volume 27 Issue 8 April 2011



[www.islandquilters.ca](http://www.islandquilters.ca)



## Next Meeting

**April 20** Brechin United Church  
Doors open at 12:30 and 6:30  
Meeting starts at 1:00 and 7:00

## Next Executive Meeting

**April 11 1:30 p.m.**  
Country Grocer, Southgate

## Newsletter Deadline

**April 22** (22nd of each month)

Note: initials are used in the newsletter for those members who do not wish their names to appear on the web. *Editor*

## Things to Remember:

- name tag
- **your own cup!!! Please!**
- library books, change to buy books
- completed workshop registration form and fees
- donation placemats/quilts/show & share
- change for raffles
- block of the month (for April)
- donation for food bank
- newsletter
- baking (surnames P, Q, R, S & T)

## April's Yummy Baking

For April, it will be the turn of everyone with a **surname beginning with P, Q, R, S and T** to bring goodies to the meeting.

## Membership/Hospitality

Please stop at the Hospitality table when you arrive, sign in, and pick up your ticket for the name tag draw. **You must be wearing your name tag in order to win the draw.** Please sign out if you leave before the end of the meeting.

## Guild Website

If you have something of interest for our Guild website, please send it to Avril Valentine at [avrilvalentine@shaw.ca](mailto:avrilvalentine@shaw.ca) who will forward it to our web master.

## Cancellation of Meetings/Events

When a NQG meeting or event is cancelled for any reason, members with email will be notified by email and those without email will be telephoned. Please remember to check your email prior to attending all meetings or events.

## President's Pen

I am sorry to have missed the March guild meeting and I thank Kathy Bush so much for standing in for me.

I am glad to hear that our revised Constitution and Bylaws were ratified and I would like to extend our thanks to Barbara Root for all her hard work in typing these documents into her computer and making the various changes as they arose. We now have very professional looking and updated documents.

I know that we are extended to our limit of donation giving. I have asked a lot from all of you during my two years as President and I am most gratified by your generous responses, but requests keep coming in as disasters happen. I have asked Sue Creba to insert information in this newsletter about the two most recent requests, one for quilts for Africa and one for quilts for Japan. This way you can have a look at them and decide if you wish to participate. (see page 6 and 8)

Loaves and Fishes Food Bank: This month's suggestions are Tea or Coffee and/or Pancake mix, and of course our pantry shelf items. *Norma Franks, President*

## Program

At the March meeting, we enjoyed the presentation by Pippa Moore which updated us on the progress of her group's work in Africa. She thanked us for our donation (which we collected in January) and a decision was made to use the money for solar lights for the sewing school when it is finished. What a great donation! Many of us got an opportunity to buy African fabric and bags and hangings made by some of the ladies from her group in Africa. This money goes directly to help them in their struggle to raise the children whose parents have died of AIDS. Pippa spoke of her **workshop** that takes place on May 14-15 and several members came to register after the meeting. Unfortunately, in the evening, we didn't have the credit card machine, so if you wished to register and didn't get the chance, please contact Lise Skalos at 250-754-3696 or [nqgprogramme.lise@shaw.ca](mailto:nqgprogramme.lise@shaw.ca)

Our **next workshop** takes place at Oliver Woods on April 9. Sue Creba and Tracy Irwin are leading participants through the process of creating their own **Super Portfolio**. This portfolio allows you to take all of those large and unwieldy items such as cutting mats and rulers to class without dropping them all over the place. Their sample also includes an ironing pad for smaller projects!! At the time of writing, there was still some room in the class, so again, if you would like to participate, please get in touch with Lise (as above).

Our guest speaker for the **April meeting** will be Ionne McCauley. Ionne will be speaking about color and ways to combine color. Since we are having Ionne give us a **two day workshop** on this in November 2011, "Color for the Terrified Quilter", we think that this presentation will give you a chance to see if this workshop is for YOU! Ionne will have lots of "show and tell" in her presentation, so come out and enjoy!

*Your program committee (who are currently working on next year's agenda)!!*

## Quilt and Placemat Challenge Due at April Meeting

The time has come! Challenge quilts are due at the April meeting.

Bring your challenge placemats and story quilts. Please, attach your nametag so that your name is hidden. Look for marked containers near the door to put your quilts in. Judging and prizes in May.

Questions? Call Annelies at 250- 746 - 5051

**NQG Box 943 Nanaimo BC V9R 5N2 Editor [suecreba@aquariusd.com](mailto:suecreba@aquariusd.com)**



### Surprise! Surprise!

It is nearing that time of year we hold elections for the upcoming Guild year. All positions are open except, of course, Past President, which will be filled by our current President, Norma Franks. Elections take place at our May 18<sup>th</sup> Annual General Meeting. (See page 9 for all the job descriptions).

The current Executive wishes to sincerely thank the over ONE HUNDRED members who have filled positions these past few years. Some members have taken on more than one position, year after year. Because we have had so many dedicated members filling various roles we have been able to enjoy numerous activities throughout the years. We would like to extend our sincere thanks to those members who have served us so well.

**From the entire Guild membership THANK YOU!!!!!!**

Many executive and committee members are stepping down after having worked tirelessly for a number of years. Consequently, we have many HUGE shoes to fill and depend on your support. Roles to be filled include: President, 1<sup>st</sup> and 2<sup>nd</sup> Vice Presidents, Treasurer and Co-Treasurer, Membership, Newsletter as well as those of numerous Committees. It takes the commitments of many to run our organization. To date we have eight members who have offered to take on a duty for 2011-2012. Please email Barb at [rootco@shaw.ca](mailto:rootco@shaw.ca) to offer your services.

## BIB n' TUCKER QUILTING

### April Sale

**All tone on tone purples**

**All tone on tone yellows**

**25%-35% off 2m + (same bolt)**

**1/2 m minimum cuts**

**Reminder: open Easter Monday  
Regular hours 10-4**

343 Bay Street (at Turner) Victoria BC  
(Lower Rear GRAVEL YARD parking lot)  
386-6512 (Mon- Thurs 10-4, Sat 12-4)

### Donation Quilts

Our free fabric table was a resounding success with most of our accumulated goods gone to great homes. Some of what we have left, in particular draperies and cushion covers, are being donated to Value Village.

Thank you for the ten great quilts we received at the March meeting. A couple made us laugh and others were just so awesome it had to be hard to give them up. In April, we will likely do another distribution to several of our local agencies. *The Donation Quilt Committee: Judith McLaughlin, Chair, Deirdre Love, L.R., Leslie Robinson, Anna Bonnell, N.L.*

### March Raffle Winners

Mystery fabric: Day: Leslie Robinson Evening: Pat Clements

Raffles: Day: L. R., Lori Skerget, Heather Walker, B.A., Nell Campbell, A.K., Penny Whittaker, M.K., Clair M., Annelies Massey, Grace Turner and L.M.

Evening: Arlene Ackerman, Barbara Kerfoot, Anna Bonnell, Judith McLaughlin, N. L., Kathy Peters

Door Prize: Day: Heather Walker Evening: Janet Knecht

Show & Share: Day: Avril Valentine, G.D.  
Evening: Judith McLaughlin

Block of the Month: Judith McLaughlin

Donations received with many thanks from Carol Bailey, G. D., Cindy Scraba, Karen Doliveira, and Marlene Jones.

---

Cambie Art Supplier, one of our advertisers, are closing their store and are converting to an online store. Check their website in early April for stock [www.cambieartsupplier.com](http://www.cambieartsupplier.com)



*Flare Fabrics*  
BATIKS AND BOLD COTTONS

[www.flarefabrics.ca](http://www.flarefabrics.ca)

timeless treasure, robert kaufman, benartex  
princess mirah, galaxy, hoffman, avlyn, riley blake  
red rooster, fabrics that care, flannels, batiks, bolds  
jelly rolls, layer cakes, fat quarters  
patterns, kits





## **Blog Spotting**

SPRING has SPRUNG! Hope that you are making headway with your pillowcases-you may have even found some spring colours in your stash that you can bring out to make you feel bright and cheerful. Last month Val Ursulak sent me a couple of sites that might make you think that it truly has come! The first site is A Passion for Appliqué:

<http://apassionforapplique.blogspot.com>

There is a delightful article on guest speaker Pat Sloan and photos of her trunk show. She does all types of quilting but has a couple of hand appliquéd pieces. You can link that website and explore Pat Sloan's site further. The Passion for Appliqué site has many Tutorial sessions for such subjects as: freezer paper points, needle turn points, circles and colouring on fabric. There are lots of delightful pictures and other tabs to explore. Next is Quilt Inspiration:

<http://quiltinspiration.blogspot.com>

is another great site from Val. The latest post shows quilts that were on display at the recent Arizona Quilters Guild Show 2011. Some of the ladies who go south in the winter season may have attended this event. There is a lot of eye candy and many links to other great quilters and their blogs. Find a moment and take time to smell the Spring flowers. As always ---if you found a great site to share with the group would you please email me and we can include those in future articles. [lorie.rogers@gmail.com](mailto:lorie.rogers@gmail.com) Lorie Rogers

## **Trips and Retreats**

### **Sisters, Oregon Trip, July 7-11, 2011**

Sue will be back from her second home in the sun very shortly and then we'll calculate what the balance of the trip is. We should be able to start collecting the final payments at the next guild meeting; this last amount should be paid to the guild by the end of the May guild meeting. A complete itinerary will be given to all participants by the June wind-up picnic.

### **Homewood Retreat, November 7-11, 2011**

Those who are going and who have not yet had the opportunity to pay their \$50 deposit should do so at the April guild meeting. Any member who wishes to join us should consider putting their name on the waitlist. Questions can be directed to Sue Artuso 250-716-8701 or Bonnie Dimitry 250-756-3254,

*Your Trips and Retreat Committee*

## **Library ~ Spring Clean Out!**

We have some discarded magazines and a few books that will be sold at the April meeting. Be sure to bring some loose change! You never know what you may find!

Watch for new materials arriving soon.

See you at the April meeting! *The Library Team*



## **Huckleberry's Fabrics Inc.**

**1930 Ryan Road East**

**Comox, BC, V9M4C9**


**250-339-4059**

**1-877339-4059 Toll Free**

**e-mail :**

**[sewfun@telus.net](mailto:sewfun@telus.net)**

## **Easter Egg Discount Days** **Wednesday, April 20** **To Monday, April 25**



**Pick an Egg  
at the time  
of purchase  
and receive  
a discount  
15% to 40% off.**





### General Meeting Minutes March 16, 2011

Kathy Bush called the meeting to order at 1:00 p.m. Four new guests were introduced.

The **minutes** from the February guild meeting were accepted as distributed.

Carol Bailey gave the **Treasurer's report** - \$27,583.40, including trips and retreats.

There was no **correspondence**; cards this month were sent out to Monica Murray, to thank her for her donation to the guild, and to Linda Totzke.

**Committee reports** this month were from Annelies Massey (Challenge is due next month), Library (a sale of hardcover books in April), Membership, Program, Trips and Retreats and Donation quilts (details in this newsletter)

The guild welcomed Sheila Struthers, social worker, who accepted 6 quilts on behalf of the Adoption Quilt Program.

Pippa Moore gave a presentation of her Ugandan group Kitambaa Designs, followed by a marketplace featuring their wares. The guild presented Pippa with the cash collection from last month's guild meeting, which she delightedly dedicated to buying solar light sources for all the sewing machines in the school she and her associates helped start in Uganda.

After the program Barb Root reviewed the changes to the

bylaws, which were discussed and changed as deemed necessary by the membership. Moved by Dianne Ross, seconded by Bonnie Beil that the bylaws be adopted as amended.

A motion put forth to provide all members of the guild with hard copies of the constitution, bylaws and handbook for \$2.00 was defeated. Ecopies of these will be sent out by email or hard copies purchased for \$2.00.

New Business: Barb Root reminded the membership that 100 volunteers were responsible for the work of the guild this year, and that it was critical to give some thought as to how members might serve on the new executive. Contact her by email if interested. Carol Bailey would like to have time to train anyone interested in the treasurer's job (contact her).

Positive Energy Quilters of Gabriola have an exhibition this month at 3 venues: Port Theatre, Nanaimo Library, Nanaimo Art Gallery.

See the Canadian Quilter website for information on the Canada Eh! Contest.

Following raffles, show and share, the meeting was adjourned at 3:45.

### For Sale

Longarm Quilting Machine, Gammill Optimum Plus with all options\* Light bar, 12" steel stand pivotal access, hydraulics, casters. 2006—only 93 hours of gentle usage. 30" X 12 Throat space (24.5" quilting area) Replacement Cost \$25+K Selling Price \$15,900 Cindy Scraba 1-250-738-0560 \*for photos/info sheet of extras: [cindysthreadworks@telus.net](mailto:cindysthreadworks@telus.net)

ATTENTION Husqvarna Sapphire owners: For Sale - lightly used quilting extension table (\$140 + taxes new) and clear sewing cabinet insert - fills the hole around the machine in the cabinet - (\$75 + taxes new) Selling for \$150 for both. Phone Lori Skerget at 250 758-6763

INSPIRING FABRICS • PATTERNS & BOOKS • NOTIONS & GIFTS



Creative Quilting for All Life's Phases

Open Daily!

1689 Government Street at Fisgard  
Phone: (250) 383-4023  
[www.satin-moon.com](http://www.satin-moon.com)  
[shop@satin-moon.com](mailto:shop@satin-moon.com)

Value  
Quality  
Inspiration  
Celebration  
Always at Satin Moon

BLOG: [satinmoon.wordpress.com](http://satinmoon.wordpress.com)



Vanc Island Connection  
TO  
Superior Threads  
23 Thread Lines/750+ Colors!

[www.CindysThreadworks.com](http://www.CindysThreadworks.com)

Cindy Scraba  
Certified Threadologist

[cindysthreadworks@telus.net](mailto:cindysthreadworks@telus.net)  
1-(250)-738-0560  
Qualicum Beach, BC

\*Arrange delivery of on-line orders at NQG meetings ongoing!  
Shop in my booth at the Parksville Quilters Guild Meeting  
Monday April 18th, 12:30 PM & 6:30 PM (Bradley Centre)



### Quilt Shows / Sewing Events

*Island Quilters!* enter an online contest to win a free subscription to a new, unique, online magazine, "The Quilt Pattern Magazine", developed by a quilter for quilters.

<http://www.quiltpatternmagazine.com/program/guild.html>

**Martha Cole Workshop**, April 12-4, 9:30-4:30, Citadel, Victoria. Using any UFOs you have on hand, explore ways to transform them into unique machine-stitched art works, by combining, re-combining and assembling, using both applique and free-motion embroidery techniques. Moving through the steps of the creative process, you will have a completely original fabric work. If you don't have any UFOs, check the Supply List to see what you can bring instead! Price \$250 for non members plus \$15 kit fee to Martha Cole (includes her inspiration cards) Contact: [workshops@victoriaquiltersguild.org](mailto:workshops@victoriaquiltersguild.org)

**Hilary Rice**, "Landscapes of the Soul" Exhibition, April 2 - May 1, Madeira Park (Sunshine Coast), BC at FibreWorks Gallery, 12887-12889 Sunshine Coast Highway (north of Gibson's Landing - look for the Yurts!) (604) 883-2380 Free admission Gallery hours: Wed - Sun: 11 am to 5 pm [www.gunboatbaylodge/fibreworks.html](http://www.gunboatbaylodge/fibreworks.html) April 4 to 8, 10-4, Workshop "Magic Rainbow Treasure Trove" [fibreworksgallery@gmail.com](mailto:fibreworksgallery@gmail.com)

**Grouse Mountain Day Quilters Guild 2nd "Quilts in the Village"** April 15 - May 15, a show of small quilts in stores around Edgemont Village, North Vancouver

Laurie Swim offers 6 2-day weekend workshops in Lunenburg NS, a UNESCO World Heritage site. The workshops will be held in the Lunenburg Academy, in a third-floor classroom (there is an elevator) which overlooks the town. April 23-24, May 14-15, June 4-5, Aug 27-28, Sept 10-11, Sept 24-25. [www.artquiltpublishing.com/2011images/Workshops\\_D3.pdf](http://www.artquiltpublishing.com/2011images/Workshops_D3.pdf)

**Pacific Spirit Quilters' Guild**, April 30-May 1, Shriners' Hall, 3550 Wayburne Dr. Burnaby. Merchant Mall, Gift Shop, Tea Room. contact: Evelyn Gingrich at [gingrichde@hotmail.com](mailto:gingrichde@hotmail.com)

**Grouse Mountain Day Quilters Guild 4th Quilt Show "Quilts in the Chapel"** Saturday May 7th 2011 9.30 am-5 pm, St. Martins Church, 195 Windsor Road East North Vancouver

**Empire Days Quilt Show** May 21-23 Comox Valley Schoolhouse Quilters. Buchanan Hall, Cumberland Cultural Centre, 2674 Dunsmuir Street, Cumberland Sat & Sun 10-5, Mon 10-4 [www.schoolhousequilters.com](http://www.schoolhousequilters.com)

**Fabricated: Works of the North Star Quilters Society**, May 30-June 12 64 Deer Park Ave, Kimberly Mon-Fri 1-5, Sat-Sun, 11-5 contact: Debbie 250-427-3393 or [sewcreative@cyberlink.bc.ca](mailto:sewcreative@cyberlink.bc.ca)

**Lethbridge Festival of Quilts**, June 3-4, 2011 Lethbridge College Gymnasium, 3000 College Drive South, Lethbridge, Alberta [www.lethbridgequilters.ca](http://www.lethbridgequilters.ca) Admission: \$5, free parking

**Victoria Quilters Guild Retreat**, June 9 - 12, Pearson College, Info: [www.victoriaquiltersguild.org/QITT/QITT2011.htm](http://www.victoriaquiltersguild.org/QITT/QITT2011.htm) (open to non-guild members) 250-383-4965 [bruceastewart@shaw.ca](mailto:bruceastewart@shaw.ca)

**Quilts in the Valley**, June 10-11, Abbotsford Quilters' Guild Tradex Centre, 1190 Cornell St, Abbotsford (by the airport) Fri 10-7, Sat 10-5 Parking \$5, Husbands FREE! Merchant mall, boutique, demos, trunk shows, prize raffle, 'Quilts of Valour'. [www.agg.tripod.com](http://www.agg.tripod.com) email [abbotsfordquiltshow@gmail.com](mailto:abbotsfordquiltshow@gmail.com) Call Val 604-854-3806 or Marilyn 604-850-1461

**Album of Quilts**, June 11-12 Lions Gate Quilters Guild, North Vancouver

**Quilts in the Mountains**, June 11-12, Whistler Valley Quilters' Guild, Whistler Secondary School, Alpine Way, Whistler 9:30 - 5 daily contact: [whistlerquiltguild@gmail.com](mailto:whistlerquiltguild@gmail.com) [www.whistlerquilters.com](http://www.whistlerquilters.com)

**Sunshine Coast Quilters' Guild Quilt Show**, July 2-3, Gibson's Recreation Centre, Gibsons Sat 10-5 Sun 10-4 contact: [creekquilter@eastlink.ca](mailto:creekquilter@eastlink.ca)

**The Quilts of Hawaii**, August 8-13, 2011 London International Quilt Festival, 300 York St., London, Ontario [www.cotton-by-post.com](http://www.cotton-by-post.com) 125 quilts from Hawaii, demos, slideshows, workshops, trunk shows by renowned Hawaiian teachers, merchant mall, bus tours and more! 519-639-9473 [liqf@execulink.com](mailto:liqf@execulink.com)

**Northwest Quilting Expo**, September 22-24, Expo Centre, Portland, Oregon. Call for entries for juried quilt show: Laura 503-624-7440 [www.northquiltingexpo.com](http://www.northquiltingexpo.com)

**"Galaxy of Quilts" Quilt Show**, Chilliwack Quilters' Guild, October 22, 2011

Discover the world of Sewing!

"Wander through our store for a refreshing experience."

Your One Stop Quilting and Sewing Machine Store on Vancouver Island!

Clip & Save Coupon!

Come in to Snip & Stitch before May 1, 2011 and  
**Buy 2 Thread Get 1 Free**  
Any brand thread at Regular Price.  
The least expensive one is free.

Hours: Sun. 12-4, Mon-Thurs. & Sat. 9:30-5:30, Fri. 9:30-9  
Closed Holidays and Sundays in July & August

**Snip & Stitch**  
SEWING CENTRE  
NANAIMO

#1-4047 Norwell Drive  
Nanaimo, B.C. V9T 1Y6  
1.250.756.2176  
1.800.789.1730  
Email: [info@snipandstitch.com](mailto:info@snipandstitch.com)  
[www.snipandstitch.com](http://www.snipandstitch.com)

**Husqvarna** **JANOME**





### NANAIMO QUILTERS GUILD SCHEDULE for 2011

| DATE      | AGENDA                                   | PROGRAM   |
|-----------|--|---|
| April 9   | <b>WORKSHOP 9-4</b>                      | Super Portfolio: Sue Creba & Tracy Irwin at Oliver Woods  |
| April 11  | Executive meeting                        | Country Grocer 82-12 <sup>th</sup> Street 1:30 p.m.       |
| April 20  | Guild Meeting                            | Nominations, Trunk Show by Ionne McCauley                 |
| May 9     | Executive meeting                        | Country Grocer 82-12 <sup>th</sup> Street 1:30 p.m.       |
| May 14&15 | <b>WORKSHOP 9-4</b>                      | African Collage: Pippa Moore at Oliver Woods              |
| May 18    | Guild Meeting <b><u>EVENING ONLY</u></b> | Elections and business meeting, no program                |
| June 4    | <b>WORKSHOP 9-4</b>                      | Strip Piecing Made Easy: Coreen Zerr at Oliver Woods      |
| June 5    | <b>WORKSHOP 9-4</b> at Oliver Woods      | Easy Curved Piecing & Thread Embellishments: Coreen Zerr  |
| June 13   | Executive meeting                        | Country Grocer 82-12 <sup>th</sup> Street 1:30 p.m.       |
| June 15   | Picnic: Transfer Beach, Ladysmith        | Potluck dinner and fun starting at 4 pm.                  |
| June 25   | <b>WORKSHOP 9-4</b> at Oliver Woods      | Paint and Play with Coreen (Fabric Painting): Coreen Zerr |

### Quilts for Japan

1. Naomi Ichikawa, Editor of Patchwork Quilt Tsushin Magazine in Japan, has requested any size of new quilts, baby to adult. Due to the serious disruption of normal life in Japan, we have been asked **not to send any quilts until after the end of May**. Send the quilts to:

**Naomi Ichikawa**  
**Patchwork Tsushin Co. Ltd.**  
**2-21-2, Yushima, Bunkyo-ku, Tokyo, Japan zip: 113-0034**

2. There is also a group in the USA gathering quilts to ship to Japan, "Mission of Love Foundation". You can ship quilts to:

**Mission of Love Foundation**  
**2054 Hemlock Court**  
**Youngstown, Ohio 44515 ~ U.S.A.**

*Note: Whether you ship quilts to the USA or Japan, be sure to put a low value on the package – under \$100 - to avoid duty for the receiver.*

3. **LapelStick** has set up a new resource page at <http://www.lapelstick.com/quilts-for-japan> for donation quilts for Japan, which includes a free downloadable quilting label that has been translated into Japanese to add to your quilt. The labels

are also available in English and Japanese. There is also a link to <http://quiltsforjapan.ca> which is actually collecting quilts for shipment to Japan (as well as US links). If you are unfamiliar with LapelStick, it is new Fabric Glue Stick - a non-toxic biodegradable temporary adhesive which does not stain fabric, washes out and does not gum up our needle when you sew through it. This company has been most generous to donate web space to make this happen.

## Harvest Quilt Studio

Long Arm Quilt Services



Carol Bailey


by Appointment Only

NANAIMO (250) 244-3655

[www.harvestquilts.com](http://www.harvestquilts.com)

### THE CLOTH CASTLE

786 Goldstream Avenue  
 Victoria BC V9B 2X6  
 Tel: (250) 478-2112  
 Fax: (250) 478-1050



Your One Stop Sewing Shop

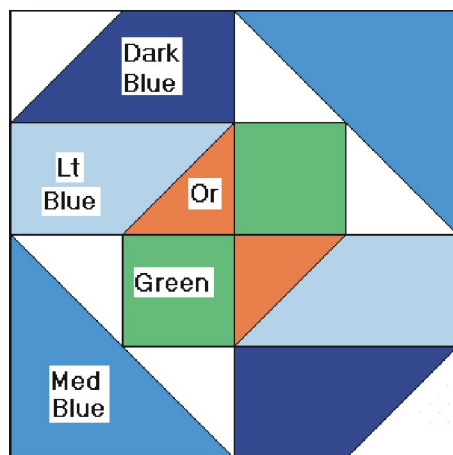
*Dress & Specialty Fabrics, Drapery & Upholstery Fabrics, Quilt Fabrics,  
 Sewing Machines & Sergers Sales & Service  
 Classes and Sew Much More.*

Website: [www.clothcastle.com](http://www.clothcastle.com) Email: [theclothcastle@hotmail.com](mailto:theclothcastle@hotmail.com)



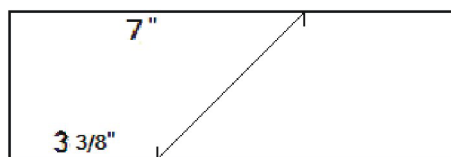
### May Block of the Month

Thanks to everyone who entered blocks last month. Congratulations to Judy McLaughlin. She won 15 lovely blocks. Sandra designed this month's block, called Spring Breeze. It features Mary's Square in two of the corners and strips and triangles in the other two. Several interesting layouts can be produced from this block. Several construction methods are possible for the Mary's square unit. The one described here is the simplest. Remember, accuracy in cutting and piecing is important. All seams are  $\frac{1}{4}$ ". Unfinished block is  $12\frac{1}{2}$ " square.




Spring Breeze

Mark the light and dark blue strips according to sketch below. (The dimensions on the sketch are 7" and  $3\frac{3}{8}$ ")



Cut on the diagonal lines. Sew the two orange triangles to the diagonal ends of the light blue strips (press to orange) and two of the white triangles to the diagonal ends of the dark blue

strips (press to dark blue). Be sure to match the diagonals as well as the  $45^\circ$  corners. Sew each of the dark blue/white strip units to each of the light blue/white strip units with the long blue edges together. Press to dark blue. To make the Mary's Square units, sew the white triangles to the green squares according to the block diagram. Press to white. Sew the medium blue triangles onto the white and green triangular units, right sides together and diagonal sides aligned. Press to medium blue. Assemble and press.



Quilt Layout Suggestion

If you have any questions or problems, please call me at 250-758-1185. Wishing you joy, Val Ansell and Sandra Radley

### Fabric Choices and Cutting:

Tone-on-tone or small prints would work well for this block.

|              |    |                                      |
|--------------|----|--------------------------------------|
| Orange       | 1: | $3\frac{7}{8}$ " x $3\frac{7}{8}$ "  |
| White        | 3: | $3\frac{7}{8}$ " x $3\frac{7}{8}$ "  |
| Medium Blue  | 1: | $6\frac{7}{8}$ " x $6\frac{7}{8}$ "  |
| Dark Blue    | 1: | $3\frac{1}{2}$ " x $10\frac{3}{8}$ " |
| Light Blue   | 1: | $3\frac{1}{2}$ " x $10\frac{3}{8}$ " |
| Light Green: | 2: | $3\frac{1}{2}$ " x $3\frac{1}{2}$ "  |

### Construction:

Cut the orange (1), white (3) and medium blue (1) squares on the diagonal to make half-square triangles.

## Jump In! We Need Your Involvement in Our Guild

Barb Root and I were talking the other evening about the upcoming guild elections and how the same people volunteer year after year. Then Barb mentioned that 100 ladies are needed to fill the various executive and committee positions each year which explains why this is so.

I personally did Membership for a couple of years, then was President for one, did Newsletter Advertising for three, and of course this year Vice President and Evening Chair. At the Parksville Guild I did library helper for a couple of years.

All these positions have various degrees of "importance" but none of them were difficult. One would think that President would be the most difficult but as you have a large group of talented ladies supporting you it wasn't that tough. Membership is hectic for the first couple of months when sign-up is huge but again, with a couple of helpers not so bad. You are never

doing a job all by yourself, you always have people that you can go to for assistance, and no-one will mock you if you do something your way.

This is an appeal to all the new members out there, the first year I joined I did nothing but observe, and then I jumped right on in. If you like, you can chair a position with a friend, even President. The fact is that if the positions are not filled we cannot operate the guild. It is very wearing to stand up in front of you all and all but beg for volunteers, and yes, we do know that this is why a lot of you don't turn up for the election meeting. Please come forward and put your name to a position that interests you now, e-mail Barb rootco@shaw.ca and let her know early so that the election meeting can be fast and easy and not one where we all look at everyone else, and the door. *Philippa Zapf*

**See the positions available on page 9**



### Guild Picnic June 15 in Ladysmith

The Guild picnic will be on June 15 at Transfer Beach in Ladysmith. Arrive from 2:00 p.m. on, dinner will start at 5:00. Since we are going to be at the beach, you should come prepared for different types of weather throughout the day. I would suggest that you dress in layers.

This year we thought it would be fun if we asked members attending the picnic to make a "Funky Apron" and wear it at the picnic. There will be prizes awarded for various surprise categories. So, put on your thinking caps, get creative and make your "Funky Apron."

As an added attraction, since we are at the beach, we are looking into having a sail-board and some kayaks at the beach, so if anyone wants to test their skills, they can do so.

There is limited space in the covered area and I am not sure that we will have enough seating for everyone inside the shelter. I will do what I can to try and accommodate everyone inside. There is a wood stove in there which we can use when it starts to cool off.

Since this is a wind-up of our Guild for this year, we hope you will all take advantage of this fun day and join us at the Beach.

Please bring the following

- Your "Funky Apron"
- Table setting including your own coffee cup.
- Lawn Chair and umbrella if you want to be out of the sun. (Hopefully we will have sun by then)
- Potluck dish... we always do a great job on this item.
- Anything else you can think you might need.

The Guild will provide coffee, tea, water, and perhaps we can get someone to make a delicious punch.

There is plenty of parking at this venue and the bathrooms are close and you don't have to climb a hill to get there.

Also, for the best part, Graham Gates will be providing music for our pleasure at this fun event.

Hope to see you all there. If you have any questions, feel free to call me. Lillian Charron (250 245-8345) or email me at [lcharron@telus.net](mailto:lcharron@telus.net)

### Quilts for Africa


Many people in the country of Lesotho, Africa would benefit from a warm quilt. This is a small, land-locked and mountainous country in South Africa, roughly the size of Vancouver Island with a population of about 2.2 million. It is 1,000 meters above sea level and it does get very cold in the winter. The people there live in poverty with a life expectancy of 34.47 years, mostly due to the HIV virus and poor nutrition.

In October 2011, the Pemberton Rotary Club International Project will transport a container of used medical equipment, sports equipment, clothing and donated quilts to Lesotho.

If you have time to make a quilt in the coming months for this project that would be amazing. For this purpose a 60" by 72" quilt would work well, but any shape or size would be deeply appreciated.



Please contact Lizz Kelly at 604-905-9766 [lizzybuzz@telus.net](mailto:lizzybuzz@telus.net) for more information



Coreen Zerr  
Quilt Designer  
and Instructor

3648 Glen Oaks Drive  
Nanaimo, BC V9T 5L3

Phone: 250-756-1683  
Cell: 250-619-7060

### Corsew Designs

**Spring 2011 classes are now on the website.**

**Please email or call to register.**

[www.coreenzerr.com](http://www.coreenzerr.com)

e-mail:

[corsew@shaw.ca](mailto:corsew@shaw.ca)



Check out Gramma's new revamped website:

[www.grammasquiltingcupboard.com](http://www.grammasquiltingcupboard.com)

for a special website coupon!!

120-425 Stanford Ave. E., Parksville (250) 248-8449

[www.grammasquiltingcupboard.com](http://www.grammasquiltingcupboard.com)





The following descriptions for Executives and Committees are included in the new Handbook and all positions are open to volunteers from our membership each year.

### THE EXECUTIVE:

An *elected* body, known as "the EXECUTIVE", governs the Guild. Executive Officers include: the President(s), First Vice-President, Second Vice-President, Secretary, and Treasurer(s), Past President and four Standing Committees.

**President(s):** Coordinate(s) Guild activities, and presides at meetings.

**First Vice-President:** Assists the President, perform duties in her absence, updates Constitution, By-Laws, and Guild Handbook.

**Second Vice-President:** Performs duties of either the President(s) or the Vice-President during absences, assists with updating of Constitution, By-Laws and Guild Handbook.

**Secretary(s):** Conducts correspondence, records minutes, and writes thank you letters on behalf of the Guild.

**Treasurer(s):** Prepares Guild budget, financial statements, accounts for audit, keeps Guild accounts and disburses funds

**Past President(s):** Prepares Nominations and presides over Elections.

### COMMITTEES:

There are two kinds of Committees, Standing and Regular, and both types of Committees provide assistance to the Executive, and attend Executive meetings.

**Standing Committees include:** Membership, Program, Library, Newsletter. The chairmen of Standing Committees are elected for a period of one year and submit to the Treasurer, a proposed budget to be approved by the Executive.

### MEMBERSHIP COMMITTEE:

Collects dues, issues membership cards, records and compiles membership lists. This committee requires two members at the afternoon meeting and one or two at the evening meeting, with the exception of the September meeting when four or five assistants are required to collect dues and write out receipts. This committee works well run by a satellite group. The Guild has a Membership sign in/out Policy which must be followed. See page 15 of the Handbook.

### PROGRAM COMMITTEE:

Arranges Guild Programs, workshops, mini demos, Tricks of the Trade and other events they choose to host, and related fees. The duties of this committee are fulfilled by three or four members at the afternoon meeting and two assistants at the evening meeting. Two understudies are desirable. Please check your current Newsletter for information and details regarding all upcoming events. Ideas may be submitted to the Program Committee.

### LIBRARY COMMITTEE:

Librarian maintains assets, researches and purchases inventory, and tracks library inventory including items both borrowed and returned. Duty requires one librarian and many elves assisting at each meeting the Library is open.

### NEWSLETTER COMMITTEE:

Prepares, produces, and distributes a monthly Newsletter September-June), sends membership e-mails and other notices when required. Duty requires one computer literate member plus assistants. This has worked very efficiently in the past with a satellite group.

### REGULAR COMMITTEES:

Consist of non-elected volunteer positions held for one year. All positions are posted prior to the May Annual General Meeting, with Guild members applying for the positions enabling committee structure to remain in play

until the end of the following Guild year in July. The committees operate only when members volunteer to take on the duties. The Executive may appoint members to serve in additional capacities, from time-to-time. Comprehensive job descriptions are available in the Guild Library.

**REGULAR COMMITTEES**, and a brief description of duties, include:

**Block of the Month:** Prepares block ideas with directions, and places them into monthly newsletters. (Usually one person in the afternoon and one person in the evening are sufficient.)

**Boutique:** Organizes sale of items, made by members, at craft fairs etc. when required. (Those selling items in the boutique work along with the Boutique chairman.)

**Challenge:** Prepares yearly "Challenge" for members. All experience levels are encouraged to participate. Creations are due at the April meeting and judged by members at the May meeting. In a 'Show' year, challenges are displayed during the Show, with winning ribbons attached. (Usually accomplished by one person)

**Christmas Pot Luck:** Plans the evening, food, table setting, and entertainment. (Three to five members required plus Executive members who assist after executive meeting.)

**Coffee:** Prepares refreshments at meetings. (Duty requires three to four members in the afternoon and one to two in the evening.)

**Donation Quilts:** Collects, distributes and records donation quilts. (Duty requires two members in the afternoon and one in the evening.)

**Fabric Exchange:** Arranges participants into groups and ensures exchange bags are distributed. (Duty handled by one member.)

**Historian(s):** Keeps Guild history up-to-date, tracks records of membership, activities, events, and celebrations etc. (Works well with two members and two understudies.)

**Hospitality:** Prepares sign-in sheets, welcomes members/guests to meetings and events. (Two or three members in the afternoon and one or two in the evening works well)

**June Picnic Pot Luck:** Plans the day, displays food, arranges entertainment, theme and/or decorations. (Duty handled by three or four members, other attendees assist.)

**Newsletter Advertising:** Contacts advertisers, accepts payments. (Duty requires one member who can complete duties at home via computer.)

**Nominations:** This is the duty of the Past President(s). (Duty requires one member plus suggestions from others.)

**Placemat:** Collects donated placemats, records, and distributes as required. (Duty accomplished with two members in the afternoon and one or two in the evening.)

**Publicity:** Ensures Guild activities are in local papers, magazines, and on TV. (Duty accomplished by one member.)

**Quilt Bee for Haven Society:** Organizes yearly quilt bee. (Duty nicely accomplished with two members.)

**Raffles:** Sells tickets at meetings, obtains quilt related prizes from our newsletter advertisers. (Two members in the afternoon and two in the evening works well.)

**Telephone:** Contacts members in case of unforeseen circumstances. (Duty requires one chairperson who prepares a phone chain system.)

**Trips and Retreats:** Organizes retreats and various Guild trips. (Duty accomplished by two members.)

**Visiting Quilt Show:** Provides small informal quilt shows for residents of seniors' facilities. (Usually three people travel as a group to display items.)

**Web Liaison:** Liaison between Guild and Web Master supplying photos, articles, and other information as required. (Duty accomplished by one member.)



Share the Warmth is a charitable-giving campaign launched by Martingale & Company as part of their 35th anniversary celebration. Their goal is to inspire crafters around the world to give 3,500 quilts, blankets and throws to local charities, and simply let them know about it. All you have to do is email a picture of your quilts to them at

[sharethewarmth@martingale-pub.com](mailto:sharethewarmth@martingale-pub.com)

Questions? Call Karen Burns, Marketing Communications Coordinator at 1-800-426-3126, extension 1373

Nanaimo Seniors Village – Assisted Living Residents are having a raffle to raise funds for purchase of items for the enjoyment of the residents. They would like to PURCHASE a lap quilt for their upcoming raffle. If any guild members have one for sale, please contact Bob Wilson, secretary of the group at 250-760-2577

## SERGE & SEW



250-390-3602



105 Nored Plaza, 6750 Island Hwy., Nanaimo

Featuring fabulous Quilting fabrics,  
Books, Patterns & Notions  
Authorized PFAFF & Babylock dealer:  
servicing & repairs to most  
sewing machines & sergers.

Check our website  
[www.sergesew.com](http://www.sergesew.com)  
for EVENTS & SALES!

## Caring For Your Quilts ~ 10 Tips to Make Them Last a Lifetime

Here are some tips that will help you make your quilt last a lifetime, while still enjoying it in your everyday life.

1. Do not leave your quilt in the direct sunlight. Exposure to the sun's harmful rays will fade the colour and weaken the fabric.
2. If you store your quilt folded, re-fold every few months to prevent permanent crease lines.
3. Do not stack your quilts. The weight of the fabric will make the crease lines worse.
4. If you find a tear, repair it immediately. Or it will get worse. A lot worse.
5. Do not place anything - food, teacups, newspaper, tools, pens, etc - on your quilt. If it doesn't leave a stain, it could still leave a permanent mark from prolonged pressure.
6. Air your quilts out on the line on a nice day to restore freshness. Just don't use clothespins. Instead, fold the quilt over the line.
7. Use a lint brush to remove pet hairs, and shake out to remove dust - you won't have to wash the quilt as often.
8. NEVER dry clean your quilt. The chemicals will ruin it.
9. Yes, you can wash your quilt! Either hand wash in the bathtub, or on a gentle cycle in the washing machine. Always use a gentle soap, and never use fabric softener.
10. NEVER put a quilt in the dryer. And never hang a wet quilt to dry. The weight from the dampness will stretch and break the threads. Instead, lie the quilt flat on a bed of towels. Layer more towels on top and roll to absorb the excess water. Lay out on a bed of dry towels and allow to dry completely before putting away.

Follow these simple tips and you, and your family, will be able to enjoy that heirloom quilt for years to come!

*Thank you to Gail Lambourne for this article*

