

Nanaimo Quilters Guild Newsletter

Volume 27 Issue 6 February 2011



www.islandquilters.ca



Next Meeting

February 16 Brechin United Church
Doors open at 12:30 and 6:30
Meeting starts at 1:00 and 7:00

Next Executive Meeting

February 14 1:30 p.m.
Country Grocer, Southgate

Newsletter Deadline

February 22 (22nd of each month)

Note: initials are used in the newsletter for those members who do not wish their names to appear on the web. *Editor*

Things to Remember:

- name tag
- **your own cup!!! Please!**
- library books
- completed workshop registration form and fees
- donation placemats/quilts/show & share
- change for raffles
- block of the month (for February)
- donation for food bank
- newsletter
- baking (for surnames L, N, O)

February's Yummy Baking

For February, it will be the turn of everyone with a **surname beginning with L, N, or O** to bring goodies to the meeting.

Membership/Hospitality

Please stop at the Hospitality table when you arrive, sign in, and pick up your ticket for the name tag draw. **You must be wearing your name tag in order to win the draw.** Please sign out if you leave before the end of the meeting.

Guild Website

If you have something of interest for our Guild website, please send it to Avril Valentine at avrilvalentine@shaw.ca who will forward it to our web master.

Cancellation of Meetings/Events

When a NQG meeting or event is cancelled for any reason, members with email will be notified by email and those without email will be telephoned. Please remember to check your email prior to attending all meetings or events.

President's Pen

Everyone will by now have seen/heard the results of the vote we held at our January Guild meeting (see page 4). Seven (7) members put their names forward to be part of the committee that will discuss various fair methods of registering for retreats. Thank you all. This committee will choose its own leader and will return to the membership at the April meeting with their suggestions. If you have attended Homewood Retreat, please fill out the survey on page 9 and bring to the meeting.

What a great response to Pippa Moore's project, setting up training sessions for African grandmothers raising their orphaned grandchildren whose parents have died of AIDS. See the results in the Program committee submission. You know, you really are a great group a women and I am proud to be part of a your guild.

I don't know about you but as soon as the Quilt Bee is over I am going to start playing around with my stencils (I already have paints from taking Coreen Zerr's workshop and paint sticks from Val Ursulak's workshop) and now I have stencils so I am good to go.

The food bank was not it's usual 5 boxes but I know we are all getting over the expense of Christmas and of course the donations of the members who attended our Christmas Pot Luck were marvelous so it all evens out. This months suggestions are: CEREALS (adult's, children's, or babies) and/or JUICES

Norma Franks, President

Program

Our January guests, David and Leslie Haynes, proved to be a success if anything is to be taken from the amount of stencils that they sold! I found it very interesting that Leslie uses all sorts of paints and was able to tell us how to make them appear soft when used on fabric and where to find inexpensive adhesives and other supplies.

We also passed around a bag and asked people to help Pippa Moore with her projects in Africa. Pippa will be at the meeting in March for a presentation and for a two-day class in May. We are proud to say that we raised a grand total of \$266.55 and will be presenting it to Pippa at the meeting in March. Thank you ladies!!!!

The February meeting is mini-demos. I hope that you got a chance to sign up for the demos when you were at the January meeting. If not, check the lists when you come into the February meeting and see where there are spaces. If you must go to a full session, please stand behind the chairs as they are reserved for the people who signed up previously. If a chair should become available though, please feel free to sit down.

The afternoon sessions are Photo Composition with Patty McRory, Threadology with Cindy Scraba, Molas with Val Ursulak, Five sided log cabin around a picture with Sandra Radley, Silk Flowers with Betty Hamilton, Flying Geese with Patty Jones, Bleaching fabric for effect with Sue Creba, Beginner Paper-piecing with Audrey Lloyd and Burrito Pillowcases with Lorie Rogers.

The evening sessions are Photo Composition with Patty McRory, Threadology with Cindy Scraba, Molas with Val Ursulak and Burrito Pillow cases with Lorie Rogers.

You may have noticed that we have added the burrito pillow cases to both the afternoon and evening. Lori would like to challenge the guild to make and donate 100 of these pillow cases to be distributed with our annual Christmas Gift Bag donations to the Nanaimo Youth Services Association. These pillow cases are fun to make as they are done in a non-conventional manner. For those who do not get a chance to be in the mini-demo, the pattern will be included (*continued on page 2*)

NQG Box 943 Nanaimo BC V9R 5N2 Editor suecreba@aquariusd.com



Program (continued from page 1)

in the March newsletter!

We still have spaces in all of our classes except the one on June 5 with Coreen Zerr, Easy Curved Piecing. We only have one person on the waiting list for this one and we know how plans change and spaces open up, so don't let being on the waiting list deter you! The "Reversible Quilt as you Go" is on Feb 12 and "Stack and Whack Kaleidoscope" will take place on March 5. Sue Creba and Tracey Irwin have created a fantastic "Super Portfolio" which will allow you to take all of your rulers and cutting boards to class without any hassle. That one will be held on April 9. Pippa Moore will be holding a two day class on May 14 and 15; African Collage and Pippa will assemble kits for those you would like to purchase them at the class. They will be \$35 and include all that you will need to complete the top of your project. Coreen has two more classes in June; Strip Piecing made Easy on the 4th and Paint and Play on the 25th. Coreen is also assembling kits for sale for her Paint and Play class.

Classes are only \$35 per day, with Pippa's being a two day class and thus costing \$70. All classes are held at Oliver Woods Recreation Center near Rutherford Mall.

Get your name on the list and join the fun!!

Get in touch with Lise Skalos for information or to register between meetings. Lise 250 - 754-9636

The Program Committee

Donation Quilts

Thank you everyone for all your beautiful quilts. At the January meetings the following quilts were received: two twin, three lap, three baby and six crib.

We still have some Laura Ashley and Ikea fabrics. These and others we have on hand will be put out at the March meetings. *The Donation Quilt Committee: Judith McLaughlin, Chair, Deirdre Love, Linda Robinson, Leslie Robinson, Anna Bonnell, N.L.*

Successful Quilt Bee January 29

By the time you have read this we will have had another very successful Quilt Bee. Many beautiful quilts were handed in before, during and hopefully by the February meeting. Having the 12 kits made up before hand this year we think added interest for some new comers.

Great food once again was brought in. Once again proving not only do we have great quilters but good cooks as well. Look for more details on the Quilt Bee in our March newsletter.

Mickey & Dianne



Quilt Bee organizers and helpers present Val Ansell with the door prize at the January 29 Quilt Bee

BIB n' TUCKER QUILTING

February Sale

**All tone on tone reds and pinks
All black with white and
white with black**

**25% off - 35% off
2m or more (same bolt)
1/2 m minimum cuts**

343 Bay Street (at Turner) Victoria BC
(Lower Rear GRAVEL YARD parking lot)
386-6512 (Mon- Thurs 10-4, Sat 12-4)

Flare Fabrics
BATIKS AND BOLD COTTONS

www.flarefabrics.ca

timeless treasure, robert kaufman, benartex
princess mirah, galaxy, hoffman, avlyn, riley blake
red rooster, fabrics that care, flannels, batiks, bolds
jelly rolls, layer cakes, fat quarters
patterns, kits

**Free shipping
in Canada!**



January Raffle Winners

Mystery fabric: Lillian Dalton and Penelope Woodwark

Raffles: Debbie Van Otterloo (2), Betty Hamilton, Janet Williams, L.R., Lillian Dalton, Nell Campbell, Avril Valentine, Sandy Dobson, Liz Simonson, Heather Henderson, Moire Porter, G.S., Linda Addison, Kathy Peters

Door Prize: Nancy Price-Munn and Betty Stone

Show & Share: D.R., Lynn Bentsen and Judi McLaughlin

Block of the Month: L.R., Debbie Van Otterloo, Blanche Elliot, Lori Skerget and Lil Kosmider

Donations received with thanks from Cindy Scraba, and Leslie and David Haynes.

Membership

During the January meetings we received 8 new or renewing members. That brings our guild to a grand total of 227 members! Welcome to all the new year sign-ups!

Tracy Irwin and the Membership Committee

Quilt Challenge

Kits for the quilt challenge are still available. You can get yours at the February meeting. The "Placemat" challenge kit is \$0.50, and the "Every Quilt Tells a Story" challenge kit is \$5.

The finished products are due at the April meeting. Any questions call me at 250-746-5051. *Annelies Massey*

Blog Spotting

The first blog that I came across has guest quilters who show their areas of expertise:

<http://stashmanicure.blogspot.com/>

There is a particularly impressive article by Teresa showing her Quilt Stash Cave. It is sooooo organized and may be too intimidating to the masses but is a must see. Click the bar where it says "Teresa's Organized Stash". There are also many tutorials. Sandie has one on binding, and for those interested in Mini Quilts there is an excellent session. This is a site that allows you to spend hours negotiating the different contributions. There is something for everyone. Do you like to add text or whimsy to your quilts, or maybe need to personalize a baby quilt? This is the site!

<http://lazygalquilting.blogspot.com/>

Tonya Ricucci has published a book called "Word Play Quilts" that shows you ways of making any letters that you may need for your project. This technique allows you to use all sizes of scraps and all fabrics in your stash. Tonya tends to make a whole quilt top using words. Read through the archives and see photos of her session with Ricky Tims and Alex Anderson. See you at the 100 Pillowcase Project demo at this month's Guild Meeting. *Lorie Rogers*

Lost: Did anyone find an orange water bottle under a chair at the back of the hall beside the library at January's day meeting? Please bring it to the next meeting. *Betty Hamilton*



Fall in love with the Bernina 830



The only, luxury, high-performance sewing and embroidery system in the world. When you create on the BERNINA 830, your grandest ideas can come to life. That's because it offers the most sewing and embroidery space, unbeatable speeds, and the most advanced ergonomics of any home sewing machine. It's time to think bigger.


Huckleberry's Fabrics Inc.
1930 Ryan Road East
Comox, BC, V9M 4C9
250-339-4059
1-877-339-4059 Toll Free
E-mail: sewfun@telus.net



Do you love Batiks?

Batiks 25% off

Feb.6 -14 / 2011





Homewood Retreat Motions & Survey

Motion 1: Moved McRory, seconded Zapf that the manner of determining who attends the November 2011 retreat be determined by the retreat organizers for this year.

Ballots: Yes = 116 No = 11 Abstain = 3 (130 votes)

Motion 2: Moved McRory, seconded Zapf that the current Homewood retreat sign-up procedure be replaced (after Nov 2011 retreat) by one which will allow equal access by all members of the guild.

Ballots: Yes = 55 No = 38 Abstain = 8 (101 votes)

Motion 3: Moved McRory, seconded Zapf that a committee be formed to explore strategies to implement this change (motion 2) and report back to the guild at the April 2011 general meeting.

Ballots: Yes = 86 No = 37 Abstain = 6 (129 votes)

The yes vote prevailed.

Attention Homewood Retreat Attendees

If you have attended Homewood retreat over the last few years (once or more than once), the sign-up committee would like information from you in order to come up with a new sign-up procedure. This information will be invaluable to us in coming up with a fair model for 2012. Please complete the survey found at the end of the newsletter and bring to the February meeting. Thank you in advance for your input.

General Meeting Minutes January 19, 2011

Meeting called to order at 1:00. Norma welcomed everyone. Minutes from last meeting approved as distributed.

Correspondence read by Buelah in Nancy's absence. Cards sent to Carol Bailey and Laura Morrissey. Thank you notes for placemats received from Nanaimo Family Life Association and Ladysmith Meals on Wheels, from Cowichan Valley Regional District for the quilts donated at the time of the Cowichan flood, and a personal note signed Dianne thanking the guild for her placemat. Received from other Guilds: Manitoba Prairie Quilters newsletter, La Connor Quilt and Textile Museum, Lethbridge Centennial Quilt Show, the Abbotsford and Victoria Sewing and Crafts shows, and information from the Quilts Ontario CQA show requesting 'leaf bowls'.

Treasurer's Report: Bank account total \$38,580.67; General account \$23,453.08. Carol advised they are looking for 2 people to take over next year as both she and Linda will be retiring. Some knowledge of accounting is important.

Program: Caroll Rumo introduced David and Leslie Haynes from Buckingham Stencils who gave a detailed and interesting demonstration of their stencils. Coffee followed.

Motions: Patty McRory presented the 3 motions to be voted on at the meeting. 1. Moved McRory, seconded Zapf that the manner of determining who attends the November 2011 retreat be determined by the retreat organizers for this year. 2. Moved McRory, seconded Zapf that the current Homewood retreat sign-up procedure be replaced (after Nov 2011) by one which will allow equal access by all members of the guild. 3. Moved McRory, seconded Zapf that a committee be formed to explore strategies to implement this change (motion 2) and report back to the guild at the April 2011 general meeting.

Discussion followed and the vote was taken, ballots counted Jan. 20 (see the results at left) Norma asked for volunteers in the event a committee is required. Pippa Moore will be here in March - a collection was taken for donations. (cont'd page 5)

INSPIRING FABRICS • PATTERNS & BOOKS • NOTIONS & GIFTS



Creative Quilting for All Life's Phases
Open Daily!
1689 Government Street at Fisgard
Phone: (250) 383-4023
www.satin-moon.com
shop@satin-moon.com

Inspiration & Fun at Satin Moon

Noodle Box Swap ~ Feb 3
Double Decker workshop with IONNE McCAULEY ~ Feb 9
Blue Meadow Trunk Show & Patterns ~ Feb 12 - 27
Silk Fusion workshop with Karen of Treenway Silk ~ Feb 16 & 17

Victoria Sewing Show ~ Feb 25 & 26
Floral fantasy at the show and in the store featuring local & Australian Designers.

And much much more...

BLOG: satinmoon.wordpress.com
CLASSES: www.satin-moon.com/classes/class.html



Cindy's Threadworks
On-Line Thread Candy Shoppe

Vanc Island Connection
TO
Superior Threads
23 Thread Lines/750+ Colors!

www.CindysThreadworks.com

Cindy Scraba
Certified Threadologist

cindysthreadworks@telus.net
1-(250)-738-0560
Qualicum Beach, BC

See you at the Sewing & Crafts Show Feb. 25 & 26!
Pre-Orders made before Feb. 18 receive a gift!



January 19 Meeting Minutes (continued)

Committee Reports:

Placemat Committee: Lori reported that in December 130 placemats were given to Meals on Wheels, Nanaimo, 12 to Meals on Wheels, Ladysmith and 30 to Nanaimo Seniors Visiting Society, 70 to Haven Society plus a table runner, for a total of \$2,445.00 to the Comfort Quilt Society. She currently has 95 placemats on hand for 2011 donations.

Lori Rogers reports that 100 pillowcases will be required for Nanaimo Youth Services Association for Christmas gift bag project, she will do a mini demo on pillowcases in February.

CQA have requested 'leaf bowls' for their upcoming show. It was decided we would not take part in this.

Please consider stepping forward for a position for next year. Executive positions that need to be filled: 2 Presidents 1st & 2nd Vice President, Evening Chair Person(s), *2 Treasurers, *Library, *Membership, *Newsletter, *Program (*we recommend that new people interested in these positions work along with the existing people for the remainder of the current year), Evening Assistant Treasurer(s), Evening Secretary(s).

Donation Quilts distributed 37 quilts at a value of \$3,530.00 in December. These quilts went to Building Better Babies, Youth and Family Services, Nanaimo Salvation Army and Nanaimo Family Life.

Meeting adjourned at 3:30.

Quilt Shows / Sewing Events

Victoria Sewing & Craft Show, February 25-26, Victoria Conference Centre www.sewingandcraftsshow.com Admission: \$10 / 2 day pass 70 seminars, merchant mall, fashion shows

Quilts Along the Shore, March 25-27 Westshore Quilters Guild, Eagleridge Community Centre, 1029 Langford Parkway, Victoria Admission: \$5 www.westshorequiltersguild.com

Grouse Mountain Day Quilters Guild 2nd "Quilts in the Village" April 15- May 15, a show of small quilts in stores around Edgemont Village, North Vancouver

Pacific Spirit Quilters' Guild, April 30-May 1, Shriners' Hall, 3550 Wayburne Dr. Burnaby. Merchant Mall, Gift Shop, Tea Room. contact: Evelyn Gingrich at gingrichde@hotmail.com

Grouse Mountain Day Quilters Guild 4th Quilt Show "Quilts in the Chapel" Saturday May 7th 2011 9.30 am-5 pm, St. Martins Church, 195 Windsor Road East North Vancouver

Empire Days Quilt Show May 21-23 Comox Valley Schoolhouse Quilters. Buchanen Hall, Cumberland Cultural Centre, 2674 Dunsmuir Street, Cumberland Sat & Sun 10-5, Mon 10-4 www.schoolhousequilters.com

Fabricated: Works of the North Star Quilters Society, May 30-June 12 64 Deer Park Ave, Kimberly Mon-Fri 1-5, Sat-Sun, 11-5 contact: Debbie 250-427-3393 or sewcreative@cyberlink.bc.ca

Lethbridge Festival of Quilts, June 3-4, 2011 Lethbridge College Gymnasium, 3000 College Drive South, Lethbridge, Alberta www.lethbridgequilters.ca Admission: \$5, free parking

Quilts in the Valley, June 10-11, Abbotsford Quilters' Guild Tradex Centre, 1190 Cornell St, Abbotsford (by the airport) Fri 10-7, Sat 10-5 Parking \$5, Husbands FREE! Merchant mall, boutique, demos, trunk shows, prize raffle, 'Quilts of Valour'. www.agg.tripod.com email abbotsfordquiltshow@gmail.com Call Val 604-854-3806 or Marilyn 604-850-1461

Album of Quilts, June 11-12 Lions Gate Quilters Guild, North Vancouver

Quilts in the Mountains, June 11-12, Whistler Valley Quilters' Guild, Whistler Secondary School, Alpine Way, Whistler 9:30 – 5 daily contact: whistlerquiltguild@gmail.com www.whistlerquilters.com

Sunshine Coast Quilters' Guild Quilt Show, July 2-3, Gibson's Recreation Centre, Gibsons Sat 10-5 Sun 10-4 contact: creekquilter@eastlink.ca

The Quilts of Hawaii, August 8-13, 2011 London International Quilt Festival, 300 York St., London, Ontario www.cotton-by-post.com 125 quilts from Hawaii, demos, slideshows, workshops, trunk shows by renowned Hawaiian teachers, merchant mall, bus tours and more! 519-639-9473 liqf@execulink.com

Discover the world of sewing!
"Wander through our store for a refreshing experience"

Your One Stop Quilting and Sewing Machine Store on Vancouver Island!

For all the latest information sign up for our e-newsletter or "Like" us on facebook.com. Search for Snip & Stitch Sewing Centre

Husqvarna **JANOME**

1-4047 Norwell Drive
Nanaimo, BC V9T 1Y6

1.250.756.2176
1.800.789.1730
info@snipandstitch.com
www.snipandstitch.com

Snip & Stitch
SEWING CENTRE
NANAIMO



NANAIMO QUILTERS GUILD SCHEDULE for 2011

DATE	AGENDA	PROGRAM
Feb. 12	WORKSHOP 9-4	Reversible Quilt as You Go: Penny Whittaker at Oliver Woods
Feb. 14	Executive meeting	Country Grocer 82-12 th Street 1:30 p.m.
Feb. 16	Guild Meeting	Mini Demos: see program on page 1
March 5	WORKSHOP 9-4	Stack & Whack Kaleidoscope: Sandra Radley at Oliver Woods
March 14	Executive meeting	Country Grocer 82-12 th Street 1:30 p.m.
March 16	Guild Meeting	Slide Show: Pippa Moore
April 9	WORKSHOP 9-4	Super Portfolio: Sue Creba & Tracy Irwin at Oliver Woods
April 11	Executive meeting	Country Grocer 82-12 th Street 1:30 p.m.
April 20	Guild Meeting	Nominations, Trunk Show by Ionne McCauley
May 9	Executive meeting	Country Grocer 82-12 th Street 1:30 p.m.
May 14&15	WORKSHOP 9-4	African Collage: Pippa Moore at Oliver Woods
May 18	Guild Meeting <u>EVENING ONLY</u>	Elections and business meeting, no program
June 4	WORKSHOP 9-4	Strip Piecing Made Easy: Coreen Zerr at Oliver Woods
June 5	WORKSHOP 9-4 at Oliver Woods	Easy Curved Piecing & Thread Embellishments: Coreen Zerr
June 13	Executive meeting	Country Grocer 82-12 th Street 1:30 p.m.
June 15	Picnic: Transfer Beach, Ladysmith	Potluck dinner and fun starting at 4 pm.
June 25	WORKSHOP 9-4 at Oliver Woods	Paint and Play with Coreen (Fabric Painting): Coreen Zerr

SERGE & SEW



250-390-3602




105 Nored Plaza, 6750 Island Hwy., Nanaimo

Featuring fabulous Quilting fabrics,
Books, Patterns & Notions
Authorized PFAFF & Babylock dealer:
servicing & repairs to most
sewing machines & sergers.

Check our website
www.sergesew.com
for EVENTS & SALES!

Harvest Quilt Studio

Long Arm Quilt Services



Carol Bailey

by Appointment Only

NANAIMO (250) 244-3655

www.harvestquilts.com



March Block of the Month

Thanks to everyone who entered blocks this month. Congratulations to Blanche Elliott. She won eight lovely blocks. This month's block was inspired by a block called Forget-me-not by Judy Hopkins in her book *Once More Around the Block* (2003) published by Martindale.. We are calling our block Snow and Crocuses. Remember, accuracy in cutting and piecing is important. All seams are $\frac{1}{4}$ ". Unfinished block is $12 \frac{1}{2}$ " square.

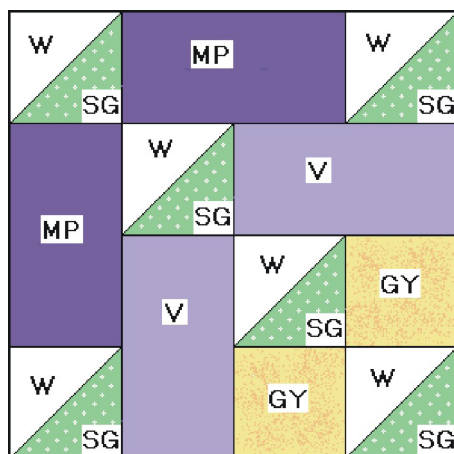
Fabric Choices: The colours we have chosen are medium purple (MP), violet (V), and golden yellow (GY) for crocuses and a fresh spring green (SG) and a background white (W) used in the half-square triangles. Tone-on-tone or fine prints would work well.

Cutting:

- Purple: 2: $3 \frac{1}{2}$ " x $6 \frac{1}{2}$ "
- Violet: 2: $3 \frac{1}{2}$ " x $6 \frac{1}{2}$ "
- Yellow: 2: $3 \frac{1}{2}$ " x $3 \frac{1}{2}$ "
- Green: 3: $3 \frac{7}{8}$ " x $3 \frac{7}{8}$ "
- White: 3: $3 \frac{7}{8}$ " x $3 \frac{7}{8}$ "

Construction:


First make the green and white half-square triangles using the $3 \frac{7}{8}$ " x $3 \frac{7}{8}$ " white and green squares. Draw a diagonal line corner to corner on



Snow and Crocuses

the wrong side of the white squares. Place the white squares on the green squares right sides together with the white on top. Sew a seam on either side of the drawn line leaving a $\frac{1}{4}$ " seam allowance on either side. Cut on the line and press to green. Each set will make two half-square triangles for a total of six. Now make a four-patch unit with two of the half-square triangles and the two yellow squares in opposite corners (See block diagram for placement.). Press. Attach one violet strip to the 4-patch unit. Press to violet. Sew one half-square triangle to one end of the second violet strip and

attach to second side of 4-patch unit. Be sure to check diagram for correct placement. Press to violet. Now sew one half-square triangle to one purple strip and the remaining two half-square triangles to opposite ends of the second purple strip. Assemble according to diagram. Be sure to press to allow seams to nest for neat corners. Press finished block. For new members information: Bring the block to the March meeting to enter the draw to win the blocks. Have fun and good luck.



Layout Suggestion

If you have any questions or problems, please call me at 250-758-1185. Wishing you joy, Val Ansell and Sandra Radley

Library

Thank you to everyone who returned their library materials on time this month. The library will be open at the February meeting, so don't forget to take out lots of materials. Watch for new materials arriving shortly. Our library list is on the website sorted by title & by author. If there is a particular book that you are looking for, check out the list. If you don't see it, let us know so we can add it to our order. *The Library Team*

Placemats

Thank you, thank you, thank you for your donations at the January meeting. An additional 15 placemats have been added to our "stash" for distribution at Christmas time this year. Just a reminder that a placemat should be 12 x 18" and rectangular in shape. *The Placemat Committee*

Check out Gramma's new revamped website:
www.grammasquiltingcupboard.com
 for a special website coupon!!
 120-425 Stanford Ave. E., Parksville (250) 248-8449
www.grammasquiltingcupboard.com

THE CLOTH CASTLE
 786 Goldstream Avenue
 Victoria BC V9B 2X6
 Tel: (250) 478-2112
 Fax: (250) 478-1050

Your One Stop Sewing Shop
 Dress & Specialty Fabrics, Drapery & Upholstery Fabrics, Quilt Fabrics,
 Sewing Machines & Sergers Sales & Service
 Classes and Sew Much More.

Website: www.clothcastle.com Email: theclothcastle@hotmail.com



Comfort Quilt Society

Just thought I would give you an update on the donations made through the Placemat Committee, Donation Quilt Committee, and the Youth Gift Bag endeavour over the holiday season. By seeing where your donations are going, I hope you will note the fantastic and tangible contributions we, as a guild, are making to our community!!! WAY TO GO!!!

Meals on Wheels, Nanaimo	130
Meals on Wheels, Ladysmith	12
Nanaimo Seniors Visiting Society	30
Haven Society (+ 1 tablerunner)	<u>70</u>
Total: 242 + 1 tablerunner	
Value:	\$2,445.00
Nanaimo Youth Services Association gift bags	99
Value:	\$2,475.00
Building Better Babies, Youth & Family Services, Nanaimo	
Salvation Army, Nanaimo Family Life quilts	37
Value:	\$3,530.00
Total of November/December 2010 distributions	8,450.00

Lori Skerget, Secretary, Comfort Quilt Society

Beet, Dried Cherry, and Red Wine Risotto

From our Christmas potluck, thank you to Lorna Craig

5 cups chicken or vegetable stock
generous 1 3/8 cups dried sour cherries or dried cranberries
1 cup fruity red wine such as Valpolicella
3 Tbsp olive oil
1 large red onion, finely chopped 1/2 tsp dried thyme
2 celery stalks, finely chopped 4 cooked fresh beet, diced
1 garlic clove, finely chopped 2 Tbsp chopped fresh dill
generous 1 5/8 cups risotto rice salt and pepper
2 Tbsp snipped fresh chives
1/2 cup freshly grated Parmesan cheese to serve (optional)
(Serves 4-6)

- Bring the stock to a boil in a pan, then reduce the heat and keep simmering gently over low heat while you are cooking the risotto.
- Place the sour cherries or cranberries in a pan with the wine and bring to a boil, then reduce the heat and let simmer for 2-3 minutes until slightly reduced. Remove from heat and set aside.
- Heat the olive oil in a large, heavy-bottom pan over medium heat. Add the onion, celery, and thyme and cook, stirring occasionally, for 3 minutes, or until just starting to soften. Add the garlic and cook for 30 seconds.
- Reduce the heat, add the rice, and mix to coat in oil. Cook, stirring constantly, for 2-3 minutes, or until the grains are translucent.

For Sale

Longarm Quilting Machine, Gammill Optimum Plus with all options* Light bar, 12" steel stand pivotal access, hydraulics, casters. 2006—only 93 hours of gentle usage. 30" X 12 Throat space (24.5" quilting area) Replacement Cost \$25+K Selling Price \$15,900 Cindy Scraba 1-250-738-0560 *for photos/info sheet of extras: cindysthreadworks@telus.net

Gladys Dikken would like to sell her counted cross stitch supplies, 14 aida cloth (approx 2 meters), threads galore, patterns, books and misc. supplies. Can be sold by pieces or total collection. 250 754-5203

ATTENTION Husqvarna Sapphire owners: For Sale - lightly used quilting extension table (\$140 + taxes new) and clear sewing cabinet insert - fills the hole around the machine in the cabinet - (\$75 + taxes new) Selling for \$150 for both. Phone Lori Skerget at 250 758-6763

Skor Bar Squares Recipe

From January meeting, thank you to Lynda Kalbfleisch

3/4 cup butter / margarine
3/4 cup brown sugar
1 1/2 cups flour
1 can (300 mL) sweetened condensed milk
2 Tbsp. butter / margarine
1-300 gram pkg chocolate chips (approx. 1 3/4 c)
1-200 gram pkg Hershey's SKOR toffee bits

Cream the butter or margarine, brown sugar and flour. Press into the bottom of a lightly greased 9" x 13" baking pan. Bake at 350 degrees for 20-25 minutes.

Heat condensed milk and 2 Tbsp butter or margarine in microwave for 1 minute. Stir to combine and pour over crust. Bake for 12 minutes.

Sprinkle chocolate chips on top. Bake for 2 minutes. Spread evenly over top. Sprinkle with SKOR bits and press into topping. Cool and cut into small pieces.

- Gradually add the hot stock, a ladleful at a time. Stir constantly and add more liquid as the rice absorbs each addition. Increase the heat to medium so that the liquid bubbles. Cook for 20 minutes, or until the liquid is absorbed and the rice is creamy.
- Halfway through the risotto cooking time, remove the cherries or cranberries from the wine with a slotted spoon and add to the risotto with the beets and half the wine. Continue adding the stock and the remaining wine.
- Stir in the dill and chives and season, if necessary. Serve with the Parmesan, if you like.



Survey for NQG members who have attended Homewood Retreat

In order to come up with a method of signing up for retreat that is fair to all members we would appreciate the follow information from you. Please fill in this survey as completely as you can. Please bring it to the February meeting or mail it to Patty McRory, 1637 Bob-O-Link Way, Nanaimo, B.C., V9S 2P7 (please mail by Feb 16). Thank you for taking the time to complete this form. Please use the back of the paper for extra comments.

1. How many times have you attended the NQG retreat at Homewood? 1 2 2+
2. Do you have to take time off work to attend the retreat?Yes No
3. Would you like an opportunity be in a different room from the one which you have most recently stayed in?..... Yes No
 If yes, please indicate why a different room would be more suitable for you?
 If no, please indicate why this room is most suitable for you?
4. Would you like an opportunity to sew in a different location than the place which you most recently had at Homewood?Yes No
 If yes, why would another location be preferable?

 If no, what do you like about the location you were most recently in?
5. Do you have any special concerns which need to be addressed for your stay e.g. mobility etc? If so, please note here:
6. Any other constructive comments: