

Nanaimo Quilters Guild Newsletter

Volume 27 Issue 5 January 2011



www.islandquilters.ca



Next Meeting

January 19 Brechin United Church
Doors open at 12:30 and 6:30
Meeting starts at 1:00 and 7:00

Next Executive Meeting

January 10 1:30 p.m.

Country Grocer, Southgate

Newsletter Deadline

January 22 (22nd of each month)

Note: initials are used in the newsletter for those members who do not wish their names to appear on the web. *Editor*

Things to Remember:

- name tag
- **your own cup!!! Please!**
- library books
- completed workshop registration form and fees
- donation placemats/quilts/show & share
- change for raffles
- block of the month (for January)
- money for Challenge Kit(s)
- donation for food bank
- newsletter
- baking (for surnames H, I, J, K)

January's Yummy Baking

For January, it will be the turn of everyone with a **surname beginning with H, I, J, or K** to bring goodies to the meeting.

Membership/Hospitality

Please stop at the Hospitality table when you arrive, sign in, and pick up your ticket for the name tag draw. **You must be wearing your name tag in order to win the draw.** Please sign out if you leave before the end of the meeting.

Guild Website

If you have something of interest for our Guild website, please send it to Avril Valentine at avrilvalentine@shaw.ca who will forward it to our web master.

Cancellation of Meetings/Events

When a NQG meeting or event is cancelled for any reason, members with email will be notified by email and those without email will be telephoned. Please remember to check your email prior to attending all meetings or events.

Revised Information on Cancellation of Meetings/Events

At the December NQG Executive Meeting the following was agreed upon:

When a NQG Meeting is cancelled for any reason the membership will be notified when possible after 10 a.m. the day of the meeting. Those who receive their newsletter by email will be notified by email and those who do not have email will be telephoned. This one notification will pertain to both afternoon and evening meetings.

When a NQG Event (e.g. Quilt Bee, Retreat, Class etc.) is cancelled for any reason then those members will be notified by **the organizers of the event**.

Please remember to check your email prior to attending any NQG Meeting or Event.

If you have any questions please contact me. *Holly Wells, Phoning Committee*
hwells@shaw.ca

Program

At our January meeting, David and Leslie Haynes from "Buckingham Stencils" will be doing a presentation of the stencils that they design and produce themselves. They will show how effective they can be in enhancing our quilted projects. We will also be taking registrations for the FEBRUARY MINI-DEMOS at the January meeting. The ladies who are teaching will have their samples there so that you can see which group you would like to join. As we did in October, you will sign up for a first session and then a different presentation for the second session. Each session is 30 minutes. We would like to thank these ladies for giving their time, not only for the presentations but also for the preparation. Remember that you need to choose 2 sessions.

We have put a limit of 10 on each demo as that is how many chairs fit comfortably around the table. The first 10 who signed up should get these chairs and if people wish to join, they are welcome but will probably need to stand. MINI DEMOS:

1. Patty McRory presenting photo composition for cameras and landscape quilts. BRING YOUR CAMERA AND MANUAL
 2. Cindy Scraba presenting threadology. Cindy knows all of the ins and outs of different types of threads and the needles that work best with them.
 3. Val Ursulak showing us how to make molas. This is a folk art of the Cuna Indians in Panama and works in well with our quilting or stitchery projects.
 4. Sandra Radley is going to show how to make 5 sided log cabins around a feature fabric.
- These 4 ladies will be presenting both afternoon and evenings. In order to accommodate all of the ladies in the afternoon, we have another 4 sessions to choose from.
5. Betty Hamilton demonstrating how to make silk flowers
 6. Patty Jones presenting flying geese
 7. Sue Creba showing us how she used bleach to create clouds for her landscape project
 8. Audrey Lloyd presenting beginning paper piecing

If there was a mini demo that you were unable to attend and would like to have it presented again, please let us know. *The Program Committee*

NQG Box 943 Nanaimo BC V9R 5N2 Editor suecreba@aquariusd.com



Quilt Bee January 29 9 am - 4 pm

We have room for 2 more teams. Thanks to all of those who have joined up to participate. Call one of us if you would like to sign up. We will provide the backing and batting for anyone who wants to make a quilt on their own. This is a fun day and we look forward to sharing this with you. The backing will be available at the January meeting and the batting will be brought to the Bee. We will have a supply list if items to bring for that day at our January meeting.

Bring your favorite dish to share for the POTLUCK lunch that day. Coffee and tea are provided. The Oliver Woods Centre has lots of parking and the facility is nice and bright. If you have any questions please call Dianne Ross 585-4965 or Mickey Lemmon 741-0589

Quilt Challenge

Kits for the quilt challenge are still available. You can get yours at the January meeting. The "Placemat" challenge kit is \$0.50, and the "Every Quilt Tells a Story" challenge kit is \$5.

The finished products are due at the April meeting. Any questions call me at 250-746-5051. *Annelies Massey*



Tillicum House

Donation Quilts

At the November meeting the following were handed in to the Donation Quilts Committee: 1 twin quilt, 2 baby, 3 crib, 5 lap and 2 pillows (1 large and 1 small). The latter were finished for Shelley Fraser.

On Thursday, December 2, Dierdre Love, Leslie Robinson and Judi McLaughlin had the immense joy of distributing 37 quilts at a value of \$3530.00 to four agencies: Building Better Babies, Child, Youth & Family Services, Nanaimo Salvation Army and Nanaimo Family Life. We certainly had as much pleasure in giving these out as the folks in the agencies had in receiving them.

Thank you everyone for your wonderful quilts. *Judith McLaughlin, Chair, Deirdre Love, Linda Robinson, Leslie Robinson, Anna Bonnell, N.L.*



Nanaimo Family Life

BIB n' TUCKER QUILTING

Beat the January blues

All predominately blue print
All white/ecru tone on tones

25% off - 35% off
2m or more (same bolt)
1/2 m minimum cuts

Flare Fabrics
BATIKS AND BOLD COTTONS

www.flarefabrics.ca

timeless treasure, robert kaufman, benartex
princess mirah, galaxy, hoffman, avlyn, riley blake
red rooster, fabrics that care, flannels, batiks, bolds
jelly rolls, layer cakes, fat quarters
patterns, kits

343 Bay Street (at Turner) Victoria BC
(Lower Rear GRAVEL YARD parking lot)
386-6512 (Mon- Thurs 10-4, Sat 12-4)



December Raffle Winners

Mystery fabric: Ruth Wilkinson and D.R.

Raffles: M.W., Debbie Van Otterloo (3), Heather Henderson, C.T. (2), Penelope Woodwark, Nadine Lindstrom, Lillian Dalton, B.A., N.H., Robin Flynn, Cathy Welte, A.A., Carol Bailey (3), Lynn Bentsen, D.R., Val Ansell, Philippa Zapf and Pat Ryan

Door Prize: Sherry Drebnicki

Show & Share: Lynn Bentsen, Bonnie Dormuth, Lori Skerget

Block of the Month: Linda Robinson, Debbie Van Otterloo, Blanche Elliot, Lori Skerget and Lil Kosmider

Raffle donations were received (with many thanks) from Lorie Rogers and Cindy Scraba of Cindy's Threadworks.

Membership

Anyone who specifically requested a membership list may pick theirs up at the January meeting. *Tracy Irwin*

Christmas Gift Bags

Thank you everyone, we provided 99 gift bags for young people at Nanaimo Youth Services Association! Thank you to the Scrappy Bags for their help with distribution. *Sue Creba*

Blog Spotting

Ready, Set, Go! Everyone is so convinced that this year they will be able to accomplish all those projects, challenges and gifts that didn't quite get finished for 2010.

Carole Phinney, a Guild Member, sent this great site:

<http://quiltville.blogspot.com>

Carole is participating in the Mystery Quilt series from Bonnie K. Hunter called "Roll, Roll, Cotton Boll" that encourages the use of scraps. The instructions are free and posted on the blog. Carole even admitted that she had presents that were not getting finished due to her Mystery Quilt. Thanks Carole!

Another site certainly worthy of note is Leah Day's 365 Design Freemotion Quilt Project:

<http://www.daystyledesigns.com/365project.htm>

If you can't find a filler or design for your quilt here---you don't need one! I have started a sampler of her designs on 5 charm squares that I didn't know what to do with. I will eventually put them all together with the Quilt as you go method of piecing. The pictures are detailed and each choice come with a YouTube video that you can watch. It doesn't get more inspirational. If you catch up when you read this newsletter you could make this your own project until you too had 365 designs by the end of the year!

Happy New Year and Happy Quilting 2011! Remember, if you have any internet quilting related sites that you just have to share--like Carole did---email me. *Lorie Rogers*



Huckleberry's Fabrics Inc.

1930 Ryan Road East

Comox, BC, V9M4C9

250-339-4059

1-877339-4059 Toll Free

e-mail :

sewfun@telus.net

Happy New Years to
all of you.

Wishing health,

happiness and lots of time
to quilt in the New Year.



Drop in or e-mail us at sewfun@telus.net
for the most recent class schedule. Make
this the year you learn something new.



Homewood Retreat

December's newsletter contained two articles with information about the Homewood Retreat. At our January meeting, the following motions, from Patty McRory and Philippa Zapf, will be put forward for your consideration. These motions were discussed at the Guild's December executive meeting and the membership will get to discuss and vote on them at the January meetings. Please read these prior to the meeting, and come prepared to vote.

Motion 1: Moved by Patty McRory, seconded by Philippa Zapf, that the manner of determining who attends the November 2011 Homewood Retreat be determined by the retreat organizers for this year only.

Motion 2: Moved by Patty McRory, seconded by Philippa Zapf, that a committee be formed to consider the method of Homewood Retreat sign-up that would allow equal access by all members of the guild; this committee to report back to the guild at the April 2011 general meeting.

Minutes of the Comfort Quilt Society Annual General Meeting November 17, 2010

The annual general meeting of the Comfort Quilt Society was called to order by President Patty McRory at 1:10 p.m. at the November general meeting of the Nanaimo Quilters Guild.

Comfort Quilt Society AGM (continued)

Present: Patty McRory, President, Nancy Price-Munn, Treasurer, Lori Skerget, Secretary, general membership of the Nanaimo Comfort Quilt Society. Regrets; Pat Clements, Vice-President.

After an explanation of the CQS' purpose and mandate, Patty reviewed the minutes of the Annual General Meeting from November, 2009. No errors or omissions were noted and the minutes were passed as read. Nancy explained how the CQS and Nanaimo Quilters Guild coexist and how the money earned from the Quilt Show is dispersed. A cheque for \$1,922.00 was given to Linda Totzke, Co-Treasurer of the Nanaimo Quilters Guild.

Election of officers for the CQS was presented to the membership, with explanations of the duties and responsibilities of each officer. Nominations and elections for the 2010/2011 year followed: President Patty McRory, Vice-President Sandra Dobson, Treasurer Nancy Price-Munn, Secretary Lori Skerget were acclaimed.

Patty read a list of the donations made by the Guild over the past year: Cowichan Disaster Relief, Nanaimo Regional General Hospital, Nanaimo Child, Youth and Family Services, Nanaimo Travellers Lodge, Nanaimo Family Life, RCMP Victim Services, Building Better Babies, Aboriginal Infant Development, Salvation Army, Haven Society, CDLS. Placemats: Meals on Wheels, Nanaimo & Ladysmith, Telephone Visiting Society. The total monetary value of quilts and placemats donated for the past year exceeded \$15,770.00. It was noted by Sue Creba that Nanaimo Youth Services needs to be added to the list.

Patty explained how to use the "Donation Quilt Receipt" when a member of the Guild makes a quilt for a charitable group on behalf of the Guild, and the need to document a paper trail in case of a government audit. She also informed the membership that this receipt is now on our website. The meeting was adjourned at 1:20 p.m.

INSPIRING FABRICS • PATTERNS & BOOKS • NOTIONS & GIFTS



Creative Quilting for All Life's Phases

Open Daily!
1689 Government Street at Fisgard
Phone: (250) 383-4023
www.satin-moon.com
shop@satin-moon.com

Fabric Fun Frenzy
Jan 3 - 21
CONTESTS, PRIZES, BONUS POINTS & BARGAINS
Double points for gift certificate redemption.

PLUS
The Latest and Greatest Inspiration
Free clubs start Jan 10
NEW Classes start Jan 15
Ionne McCauly & Ursula Riegel RETURN



Vanc Island Connection
TO
Superior Threads
23 Thread Lines/750+ Colors

www.CindysThreadworks.com

Cindy Scraba
Certified Threadologist

cindysthreadworks@telus.net
1-(250)-738-0560
Qualicum Beach, BC

1st ANNIVERSARY PROMO
JANUARY Free Shipping! (min. \$40 order)

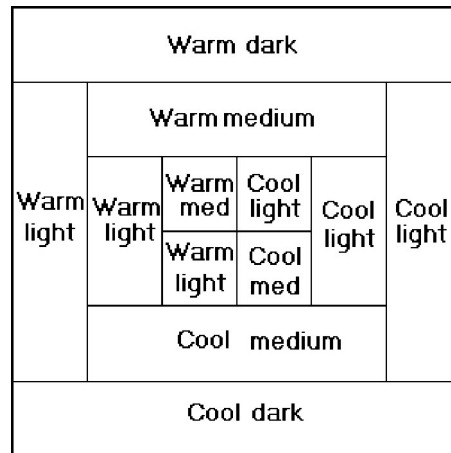


February Block of the Month


Thanks to everyone who took part in the Christmas draw. There were fifteen blocks entered. We did something a little different this month and drew five names with each person winning 3 blocks for a Christmas table runner or wall hanging. Congratulations to Lil Kostmider, Linda Robinson, Debbie Van Otterloo, Lori Skerget and Blanche Elliot. I still have three of the blocks, so if you don't have yours, please phone me at the number below.

This month's block was designed to use up 2½" width of fabric strips and was inspired by the number of strips I had after a game of strip poker at the retreat in November. It is a variation of Courthouse Steps. (See end of Cutting instructions for using a number of strips). Remember, accuracy in cutting and piecing is important. All seams are ¼". Unfinished block is 12½" square.

Fabric Choices: This month the intent is to use up scrap 2½" strips. If you don't have any lying around then you will need twelve fabrics – six light, four



Scrappy Courthouse Steps



Layout Suggestion

medium and two dark. Try for a mix of cool and warm colours i.e. a good mix of red and yellow and blue and green. Use what ever fabrics appeal to you in a variety of textures and pattern sizes.

Cutting:

Dark	2: 2½" x 12½"
Medium	2: 2½" x 8½"
	2: 2½" x 2½"
Light	2: 2½" x 12½"
	2: 2½" x 8½"
	2: 2½" x 2½"

For those of you who have acquired a lot of strips, at strip poker for example, this is a great way to use them up. To make a 4' x 5' lap quilt, start with forty strips 2½" x width of fabric and cut each strip into the following lengths: 1: 4½", 2: 8½", 1: 12½" and 1: 5". Use the 5" pieces to make light/dark four-patch units for the centre of the block.

Construction:

This month's sketch has placement suggestions instead of colours. Courthouse Steps traditionally has the darker fabrics on opposite sides of the block as shown in the sketch. We have kept the

warm and cool colours grouped for effect.

To make the block, start with the 2½" squares and make a four-patch unit with the light fabrics in opposite corners. Next sew the two light 8½" strips on opposite sides. Continue adding strips according to placement diagram until block is completed. Press.

If you have any questions or problems, please call me at 250-758-1185. Wishing you joy, Val Ansell and Sandra Radley

The best tranquilizer is a quilt.

Anyone looking at your quilt with a magnifying glass can't see its greatness.

Quilting should be illegal because it's so addictive.

The wealthiest people on earth are those who sleep beneath patchwork treasures.

Liz Schwartz, Quilts with Style March/April 2006

Editor suecreba@aquariusd.com



Snip & Stitch
SEWING CENTRE
Discover the world of sewing!
"Wander through our store for a refreshing experience"

You're Invited To...

Winter Warm Open House
Fri. Jan. 7 9am-9pm
Sat. Jan. 8 9am-5pm
Sun. Jan. 9 11am-5pm

Our New Class Schedule is available Jan. 3
So many Specials Guests this year! Eileen Wright, Simon Haskins, Susan McGregor Sandra Betzina, Ron Collins and more!

Look for a New Website Layout later this year!

Snip & Stitch Sewing Centre Ltd. is located at:
#1-4047 Norwell Dr., Nanaimo BC, V9T 1Y6.
Phone us at 250-756-2176 or 1-800-789-1730
www.snipandstitch.com



Stitches Fibre Art Supplies
127 Rainbow Road
Salt Spring Island BC

250-537-8985

Sign up for our monthly newsletter

- shop news and coming events.
- new tips & techniques each month
- notices of sales and promotions
- customer rewards program

For all your fibre art supplies

- Lutradur ultra, kunin felt, fibres
- Metals, foils, paints, dyes
- Books, patterns
- Jelly rolls, batiks, quilting cottons
- Yarn, embellishments, rovings

Shop on line

- Check out our web site!

Web: www.stitchesfibreartsupplies.ca

Email: creativity@stitchesfibreartsupplies.ca

Quilt Shows / Sewing Events

Victoria Sewing & Craft Show, February 25-26, Victoria Conference Centre www.sewingandcraftsshow.com Admission: \$10 / 2 day pass 70 seminars, merchant mall, fashion shows

Quilts Along the Shore, March 25-27 Westshore Quilters Guild, Eagleridge Community Centre, 1029 Langford Parkway, Victoria. Admission: \$5 www.westshorequiltersguild.com

Pacific Spirit Quilters' Guild, April 30-May 1, Shriners' Hall, 3550 Wayburne Dr. Burnaby. Merchant Mall, Gift Shop, Tea Room. contact: Evelyn Gingrich at gingrichde@hotmail.com

Empire Days Quilt Show May 21-23 Comox Valley Schoolhouse Quilters. Buchanen Hall, Cumberland Cultural Centre, 2674 Dunsmuir Street, Cumberland Sat & Sun 10-5, Mon 10-4 www.schoolhousequilters.com

Fabricated: Works of the North Star Quilters Society, May 30-June 12 64 Deer Park Ave, Kimberly Mon-Fri 1-5, Sat-Sun, 11-5 contact: Debbie 250-427-3393 or sewcreative@cyberlink.bc.ca

Lethbridge Festival of Quilts, June 3-4, 2011 Lethbridge College Gymnasium, 3000 College Drive South, Lethbridge, Alberta www.lethbridgequilters.ca Admission: \$5, free parking

Quilts in the Valley, June 10-11, Abbotsford Quilters Guild Tradex Centre, 1190 Cornell St, Abbotsford Fri 10-7, Sat 10-5 Parking \$5, Husbands FREE! www.agg.tripod.com

SERGE & SEW



250-390-3602




105 Nored Plaza, 6750 Island Hwy., Nanaimo

Featuring fabulous Quilting fabrics,
Books, Patterns & Notions
Authorized PFAFF & Babylock dealer:
servicing & repairs to most
sewing machines & sergers.

Check our website
www.sergesew.com
for EVENTS & SALES!

Harvest Quilt Studio

Long Arm Quilt Services



Carol Bailey

by Appointment Only
NANAIMO (250) 244-3655
www.harvestquilts.com



NANAIMO QUILTERS GUILD SCHEDULE for 2011

DATE	AGENDA	PROGRAM
Jan. 10	Executive meeting	Country Grocer 82-12 th Street 1:30 p.m.
Jan. 19	Guild Meeting	Buckingham Stencils
Jan. 29	QUILT BEE, Oliver Woods	Mickey Lemmon 741-0589 Dianne Ross 585-4965
Feb. 12	WORKSHOP 9-4	Reversible Quilt as You Go: Penny Whittaker at Oliver Woods
Feb. 14	Executive meeting	Country Grocer 82-12 th Street 1:30 p.m.
Feb. 16	Guild Meeting	Mini Demos: TBA
March 5	WORKSHOP 9-4	Stack & Whack Kaleidoscope: Sandra Radley at Oliver Woods
March 14	Executive meeting	Country Grocer 82-12 th Street 1:30 p.m.
March 16	Guild Meeting	Slide Show: Pippa Moore
April 9	WORKSHOP 9-4	Super Portfolio: Sue Creba & Tracy Irwin at Oliver Woods
April 11	Executive meeting	Country Grocer 82-12 th Street 1:30 p.m.
April 20	Guild Meeting	Nominations, Trunk Show by Ionne McCauley
May 9	Executive meeting	Country Grocer 82-12 th Street 1:30 p.m.
May 14&15	WORKSHOP 9-4	African Collage: Pippa Moore at Oliver Woods
May 18	Guild Meeting EVENING ONLY	Elections and business meeting, no program
June 4	WORKSHOP 9-4	Strip Piecing Made Easy: Coreen Zerr at Oliver Woods
June 5	WORKSHOP 9-4 at Oliver Woods	Easy Curved Piecing & Thread Embellishments: Coreen Zerr
June 13	Executive meeting	Country Grocer 82-12 th Street 1:30 p.m.
June 15	Year End Picnic: Bowen Park	Potluck dinner and fun starting at 4 pm.
June 25	WORKSHOP 9-4 at Oliver Woods	Paint and Play with Coreen (Fabric Painting): Coreen Zerr

Quilt Shows / Sewing Events

Album of Quilts, June 11-12 Lions Gate Quilters Guild, North Vancouver

Quilts in the Mountains, June 11-12, Whistler Valley Quilters' Guild, Whistler Secondary School, Alpine Way, Whistler 9:30 – 5 daily contact: whistlerquiltguild@gmail.com
www.whistlerquilters.com

Sunshine Coast Quilters' Guild Quilt Show, July 2-3, Gibson's Recreation Centre, Gibsons Sat 10-5 Sun 10-4 contact: creekquilter@eastlink.ca

The Quilts of Hawaii, August 8-13, 2011 London International Quilt Festival, 300 York St., London, Ontario www.cotton-by-post.com 125 quilts from Hawaii, demos, slideshows, workshops, trunk shows by renowned Hawaiian teachers, merchant mall, bus tours and more! 519-639-9473 liqf@execulink.com

Check out Gramma's new revamped website:
www.grammasquiltingcupboard.com
for a special website coupon!!
120-425 Stanford Ave. E., Parksville (250) 248-8449
www.grammasquiltingcupboard.com

THE CLOTH CASTLE
786 Goldstream Avenue
Victoria BC V9B 2X6
Tel: (250) 478-2112
Fax: (250) 478-1050

Your One Stop Sewing Shop
Dress & Specialty Fabrics, Drapery & Upholstery Fabrics, Quilt Fabrics, Sewing Machines & Sergers Sales & Service Classes and Sew Much More.

Website: www.clothcastle.com Email: theclothcastle@hotmail.com



Quilts of Valour Canada

Until recently, Debby Gray of Vancouver was the only contact for Quilts of Valour for the whole province of British Columbia. What a huge job!

After much discussion and thinking about this program for many months Judi McCallum and I decided to be the contacts for Vancouver Island. We have received four quilts already. What a great start!

Quilts of Valour Canada started with the delivery of quilts in early 2006 to three soldiers in Edmonton recovering from injuries sustained in Afghanistan. By mid 2009, quilters across Canada have made over 400 quilts for our soldiers.

These quilts continue to be presented to our military personnel injured in the line of duty. Quilting contacts have been organized across Canada to receive your completed quilts. These quilters are connected with our military contacts who are able to distribute the quilts to our soldiers. Quilters, whether working on their own or with guilds and friends can use Quilts of Valour – Canada as a means of getting their quilted hugs to our brave men and women.

QUILT REQUIREMENTS

- Minimum size is 50" x 60", maximum size approximately 72" x 96".
- Fabrics must be good quality 100% cotton. This includes flannel.
- There is no set pattern required for the quilts, but do consider a Canadian theme (including the Maple Leaf motif)
- Backing fabric should also be 100% cotton, including flannels. Coordinating the quilt backing to the quilt top is not essential, but does always look more presentable.
- Please label your quilt.
- Quality in workmanship is a must. Keep in mind these quilts may take extensive use, and frequent washing.
- It is encouraged to include a self-addressed stamped postcard from the quilter or guild to allow for the acknowledgment of the delivery of the quilt.
- May also include a letter of comfort and support to go with the quilt.
- Quilt tops are also accepted. They will be passed along to a volunteer who can finish the quilt.

If you would like more information about the QoV – Canada program, please let me know. Contact Marilyn Fuller at 250 478-2191 or busybear@shaw.ca

Notes from CQA

The Trend-Tex Challenge

Get a package of 5 fat quarters for \$20 (members) or \$25 (non-members) and enter this national challenge and fundraiser for CQA. (If you already have a kit, you may order another after January 1)

- ❖ See the fabrics at:
<http://www.trendtexfabrics.com/?p=sec32>
- ❖ Challenge Rules and Order forms:
<http://www.trendtexfabrics.com/images/pdf/CQAACC-2011-CHALLENGE/PDF000.pdf>
- ❖ Entry forms for your completed Challenge quilts:
<http://www.canadianquilter.com/pdf/2011-trend-tex-quilters-challenge.pdf>
- ❖ See last year's winners at:
<http://www.canadianquilter.com/photo-gallery/trend-tex-quilters-challenge-2010.php>

Quilt Ontario: Juried Show, meetings and classes, in London Ontario May 24-28, 2011. Classes still available. Get all the info, juried show entry and class and event registration forms at:

<http://www.canadianquilter.com/events/quilt-canada-2011.php>

This is a world-class quilting event, and a great excuse to visit lovely southern Ontario and meet enthusiastic quilters.

Hope to see you there!

Barb Round

CQA BC Coastal Regional Rep

Hints for Dryer Sheets

Static builds up when fabrics rub together and exchange electrons. Dryer sheets contain positively charged ingredients that are released by heat and movement such as the tumbling motion of the dryer. These ingredients bond loosely to any negatively charged fabric surface, such as a piece of clothing with static cling, neutralizing the charge and acting as a lubricant. *from Real Simple, April 2005*

- Just before sewing, run a threaded needle through an unused dryer sheet to prevent thread from tangling while sewing.
- "Used" dryer sheets are great for foundation piecing.
- Loosen caked on food from a pan - place a fresh dryer sheet in the bottom of a dirty pan, fill with lukewarm water, soak overnight, and wash in the morning. Voila! an easier pan to clean!!