

Nanaimo Quilters Guild

Volume 36 Issue 3 ~ November 2019

www.islandquilters.ca

Next Meeting

November 20, doors open at 1:00 and 6:00, meeting starts at 1:30 and 6:30. Nanaimo Curling Club – upstairs lounge 106 Wall St.

Program:

Next Executive Meeting

November 14, 1:30, Chase River Country Grocer, 82 Twelfth St.

Newsletter Deadline

November 21 (21st of every month)

Refreshments:

In November, members whose last names start with the letters E, F, G and H, it's your turn to bring goodies to the meeting.

Remember to bring:

- your nametag and cup
- library books
- change for raffle prizes
- completed 2019/2020 workshop form & payment (page 10)
- donation quilts / placemats
- Quilt Along, Block of Month
- show and share
- food bank donations

Guild Website

If you have something of interest for our Guild web site, please send it to Sue Creba at smcreba@gmail.com

From the Presidents' Pens

October started off with wonderful cool crisp days and bright sunshine. Where did that go? It made for pleasant travelling for family and friends to get together for Thanksgiving dinner.

Thinking of Thanksgiving dinner, I just wanted to say thank you to those members who bring in food donations each month, it all helps families in need.

We had a well organized fabric sale in September thanks to the Nan Go Grannies, some of whom are guild members. What a lot of work that must be to put together!

Our thanks to Amrit Trenkler for her trunk show and sale at our October meetings.

It has been decided that we will have a Junior membership under the age of 18 and at half our membership price. Juniors are at a great age to start quilting and building interest.

Happy Halloween everyone, stay safe. *Elaine Cadell, Ethyle Riawetz, Co-president*

Membership

Four new members joined our Guild in October. Please welcome Kimberly Goddard, Linda Gallagher, Laura Stanton and Takara Rogers (our first Junior Member!)

We have created a new Junior Member category for those wanting to join our Guild who are 18 years of age or younger. Please encourage young people, interested in quilting, to attend a meeting.

The membership list for 2019/2020 will soon be on our website in the password protected members only page. Only those who agreed to have their personal information on the membership list will be listed.

We currently have 168 members in good standing. 20 of these are new members and 22 are Honorary members.

If you have not yet renewed, you can still do this at any meeting. Please drop by the membership table with your filled-out registration form and pick up your 2019/2020 membership card. There are benefits to membership! *Laura Beswick*

QUILT BEE January 25, 2020 9:00 – 4:00

All positions are full: kitchen staff, Angels and photographer with write up. Thanks to everyone for your quick response to volunteer. There are only 13 teams signed up and some only have one person, so lots of spots left. Lots of kits still available and there will be new batting at the next meeting. If you want to use your own fabric there are simple, quick patterns also available.

Your Quilt Bee Committee: Marlene Jones, Heather Cowan, Janet Knecht

Library

Thank you to members who returned their library materials on time! Items borrowed in November will be due back in January. *The Library Team*

See what our Guild and its members are up to. You can submit photos of your quilts to our Facebook and Instagram sites. Click on the FACEBOOK link below:

<https://www.facebook.com/Nanaimo-Quilters-Guild-118598632009213/>

2019/2020 Guild Program

Thanks to Amrit from Kaleidoscope Quilting in Duncan for sharing her quilts at our October meeting and for providing a shopping opportunity.

Quilt Along 2019-2020 \$20 Participation fee. The quilt along project this year will be **Summer Moon**. Participants need to buy the book which is available at Serge and Sew. Indicate you are a Guild member and receive a 20% discount. Prizes will be awarded each month for completed rows. **You can still sign up!** October's Quilt Along winners were Pam Macaleer in the afternoon and Kathleen Kane in the evening. Someone left their 1930's vintage fabric blocks at the afternoon meeting. Please call Sandra 250-756-2421.



2019-2020 Workshops

October 19 Happy Villages Val Ursulak Thanks to Val Ursulak for a terrific workshop October 19. Many happy villages were created a good time was had by all. See photos on page 9.

November 2/16 Designing a Landscape Quilt with Carol Seeley This workshop is now full.

November 30 UFO Day Fee: \$10 Finish some of those good ideas from your project pile while you enjoy the company of fellow quilters.

February 22 Scrappy Quilts Sandra Radley Fee: \$40

Do you have bags and boxes of scraps and smaller than yardage pieces that are overtaking your sewing space? Then this class is for you. You will learn to organize and use all those left over pieces turning them into exciting quilts that suit your own style.



March 20 Trunk Show Stacy Day Fee: \$10 plus an appetizer Enjoy a social evening with fellow quilters as Stacy Day shares her work as a modern quilter. This promises to be a fun evening. Beverages will be provided and we ask participants to bring a finger food appetizer to share. Open to non-quilt members so bring a friend! Stacy's Website: <https://staceyinstitches.com>

March 21 Creating a Modern Quilt Stacy Day

Fee: \$40 Learn about the design and construction of a modern quilt while creating a fun, updated version of a classic dahlia quilt. Perfect for fussy cutting and showcasing your favourite fabrics.



April 28 & May 2 Picture to Wall Hanging Kathy Bush


Fee: \$80 This class demonstrates a technique of taking a photograph or painting of your choice and creating a

one-of-a-kind machine appliquéd, quilted wall-hanging. The process involves using the picture or painting (participants are responsible for obtaining copyright permission from original artist) to create a pattern, enlarge it to a desired size, mark it for construction purposes, and use paper backed fusible and fabrics of your choice to complete your design. This class is for the experienced quilter with an expectation that you already know how to use fusible web and how to finish and enhance a machine appliquéd project once it is fused to the background. It is basically a design and construction class that will require completion afterwards at home. Sewing machines will likely not be required. Photographs or painting choices must be approved prior to the class to ensure suitability.



May 30 Ice Dyeing Fabric Joy Hegglund

Fee: \$95 Experience the magic of creating your own unique fabric. Ice dyeing is fascinating and fun. You are never really sure what your creation will look like but the results are fantastic. Fee includes 5 metres of fabric and all dyeing supplies.



BIB n' TUCKER QUILTING

November Specials

All flannels

All bright & kid prints

20% off - 30% off 2m or more(same bolt)

½ m minimum cuts

Monday Nov 11 12-4

1006 Craigflower Road Victoria, BC V9A2Y1

Parking behind building off Craigflower
250-386-6512 (Mon- Thurs 10-4, Sat 12-4)

Challenge

The theme this year is **Modern Geometric** - Google 'modern geometric art' for ideas. The variety is amazing. The quilts will be displayed for voting at the May General Meeting.

Here are the Rules to Play by:

- No kit is required.
- Multiple entries are allowed; but only one ribbon per participant!
- Finished perimeter to be less than 100". For example: a circle less than 31½" or a square less than 25" x 25" or a rectangle less than 20" x 30".
- Colour palette must be limited to two of the three primary colours (Red, Blue or Yellow) and one of the three secondary colours (Green, Orange or Purple only).
- Background must be black or white – No grey or cream!
- Must have at least one circle, one square and one triangle of recognizable size.
- Use primary colours on the geometric shapes. (And anywhere else you like.)
- Submit in an opaque bag with your name pinned to the back of the quilt and on the bag.
- Your challenge quilt is due by the April meeting so that we can plan the hanging. We know that life happens, so some extension may be granted for reasonable grounds.
- There will be no prizes this year, only 1st, 2nd and 3rd place ribbons plus one or two honourable mentions.

Sorry that neither of us were able to present the Challenge at the October meeting. We will be at the November meeting to explain more fully. We will also have some hard copies available for those of you who don't use computers or just want a copy.

Val Ansell and Judy Peterson

Placemats

Well, once again I was overwhelmed! At the October meetings we received 56 placemats and Maureen made another 24 tea cozies. So, we now have 289 placemats and 87 tea cozies for this Christmas giving. We are in good shape. It will soon be time to roll and ribbon the goods and play Santa. Thanks to all who continue to be so generous.

Your Placemat Committee: Heather, Norma and Maureen



100, 4500 West Saanich Road
Victoria, B.C. V8Z 3G2

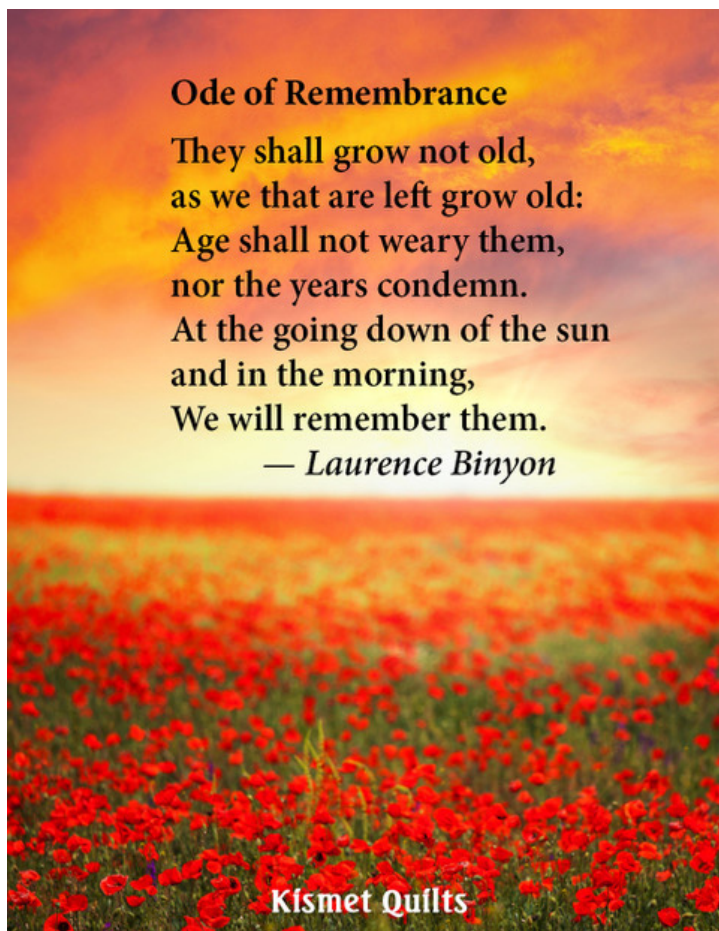
Ph: 250-658-2722

NQG Box 943 Nanaimo BC V9R 5N2

Ode of Remembrance

They shall grow not old,
as we that are left grow old:
Age shall not weary them,
nor the years condemn.
At the going down of the sun
and in the morning,
We will remember them.

— Laurence Binyon



SUPERIOR THREADS • ESSENTIALS FOR QUILTERS • STITCHERS • APPLIQUÉ • FIBRE ARTS

Cindy's Threadworks
THREAD CANDY SHOPPE
• MORE!

2-DAY CHRISTMAS SALE!
NOVEMBER 22ND & 23RD
FRIDAY 9AM - 6PM | SATURDAY 9AM - 3PM

QUALICUM BEACH INN SUITE #108
ISLAND HWY & MEMORIAL AVE. | OCEANFRONT PARKING LOT

EMAIL: cindysthreadworks@telus.net PHONE: 250-738-0560
PRE-SHOP ONLINE!

WWW.CINDYTHREADWORKS.COM

Black Sheep All Over the Island

Fabrics, you could say, have been part of Jaqui Smedley's life for over 30 years. As owner of Fabricland franchise stores in Courtenay and in Duncan on Vancouver Island, it was Jaqui's mom who purchased their family's first Fabricland store in Powell River on the mainland over thirty years ago. Today, Jaqui and her daughter Emily Watts work side by side carrying on the family tradition.

"Happy team, happy customers" is one of their most important goals, says Emily. "We know that when people come into our stores, they're creating something. We get to focus on their passions, and we get excited with them about what they're creating."

To cater to Vancouver Island's talented quilters, Jaqui saw the need to create a special dedicated space for quilting fabrics and notions. Quilters may remember Red Barn becoming the Black Sheep Quilt Shop in 2016, a unique in-store space just for quilters. Hundreds of fabrics and specialized quilting notions, threads, patterns, books and more.



For the month of November,

Take an extra **25%** off the lowest clearance ticket price!

Look out for the pink clearance stickers!



Plus more!

Visit us at our Duncan Location on 180 Trunk Rd. B.C. for great deals and sew much more!
Find us on Instagram @FabriclandBlackSheep & on Facebook!

In addition to roaming a large selection of quilting fabrics, Guild members receive 10% off their purchases. Don't see what you're looking for in the expansive Fabricland stores? Just ask! Special order fabrics, help from designers, and more and more high end fabrics are making their way into the Fabricland world every day. Does your machine or scissors need a quick tune-up or sharpening? Drop your equipment off and let Bill Murray get you humming again, usually within a week.

"We truly believe in building the best environment so our customers can have the best experience possible shopping with us," says Emily. Drop in and experience the difference great customer service can make to your next creative project. Open every day!



105 Nored Plaza
6750 N Island Hwy . Nanaimo, BC
250-390-3602. www.sergesew.com

Authorized Dealer for PFAFF & BABYLOCK
Sewing machines, sergers & machine repairs.

Do Your Christmas Shopping Early

- 2020 Quilt Calendar
- Stash 'n Store
- Mini Iron
- Gift Certificates available
- Fabric Adventure Calendar





A home away from home for all your quilting needs:
Books, Patterns, Fabric & Notions.



Block of the Month

It was great to see all the Halloween blocks turned in, both meetings had high participation. There is so much fun Halloween fabric. We had 41 blocks turned in at the afternoon meeting which were won by Lillian Charron. For the evening meeting Barbara Hallum won 31 blocks. The block due in November is a Christmas Disappearing Hourglass. <https://www.youtube.com/watch?v=xXggafOP230&t=85s> for the 13 minute instruction video from Missouri Star Quilt company (if the link doesn't work do a search for disappearing hourglass) <https://www.youtube.com/watch?v=GooHSum1vzs> for the Quilt Snips video (1 minute video) Basically you take 2--10" squares (one white, the other a red and green Christmas fabric). See the design wall picture included in this newsletter for step by step. I just loved the idea of having a star block for the Christmas block. I hope you have fun making this block and I look forward to seeing the blocks in November. Sarah Beyer 778-269-2380 (call or text) or sarahbeyer@shaw.ca

Right: November's Christmas Disappearing Hourglass block.



Above: Lillian Charron won these 41 afternoon blocks. Right: Barbara Hallum won these 31 evening blocks



A Look Ahead: Coming Blocks of the Month:

November (due January): Disappearing 9-patch Use children's fabrics/brights and a light background - start with five different 5" squares & four 5" background squares. Link: <https://www.youtube.com/watch?v=NeLrHSsWgNk>

January (due February): Disappearing 16-patch Think Valentine's fabrics (reds, pinks, whites, hearts, etc) - start with sixteen assorted 5" squares.

"Discover the world of sewing!"

"Wander through our store for a refreshing experience"

Your One Stop Quilting and Sewing Machine Store on Vancouver Island!

Open House 2019: Winter Festival

Fri. Dec. 6, 2019, 9-6

Sat. Dec. 7, 2019, 9-6

Sun. Dec. 8, 2019, 11-5

Sale runs until Dec. 20th

Our Christmas Open House

Boxing Day Sale!

5 Days Only

Starts Dec. 27th 9:30-5:30

Ends Sun. Dec. 31st 9:30-2:30

Yes, we're closing early for New Years Eve

Hours: Mon.-Sat. 9:30-5:30, Sun. 12-4
Closed Holidays See our newsletters and website for dates.

"Like" us on facebook
Snip & Stitch Sewing Centre

Follow us on Instagram
@KathySchroter

Snip & Stitch

SEWING CENTRE

NANAIMO

1-4047 Norwell Drive
Nanaimo, B.C. V9T 1Y6

1.250.756.2176

1.800.789.1730

Email: info@snipandstitch.com
www.snipandstitch.com

BERNINA

made to create

JANOME

NQG CHRISTMAS PARTY

Wednesday, December 11, 2019

5:00 - 8:00 pm

PROGRAM includes:

- Pot luck dinner
- Holiday theme 'Show and Share'
- Food Bank donations collection
- Sing along with Graeme
- Surprise new game
- Door Prizes
- Raffle Prizesand more!

If any group is interested in doing a skit, contact Arlene Ackerman at parmal@shaw.ca

Donation Quilts

At the October meeting we collected an amazing number of quilts – 42 in the afternoon and one in the evening. Wow and thank you for all the quilts received this month. These and the ones collected at the September meeting and those received at the November meeting will be distributed in early December. We have a binder and list of all the groups we distribute to available at each meeting.

Every meeting we have batting (45x60"), backing and labels available. You may request batting cut to a specific measurement by contacting Pat Clements at patclements@shaw.ca. If you wish you can make your own label as long as it says "made for you by Nanaimo Quilters' Guild".

There is always a need for baby or wheelchair quilts. Instructions are listed on our website.

Thank you for all the quilts we have received. *Donation Quilts Committee, Bonnie Dormuth 250-753-9366, Pat Clements patclements@shaw.ca*

Katie Pasquini Masopust

November 18

12:30 p.m.



Parksville Quilt House Quilt Guild

Tickets \$10.00 for non-Parksville Guild members at the door



Internationally renowned contemporary art quilter and author from Santa Fe

Parksville Community and Conference Centre,
132 Jensen Ave E, Parksville.
Doors open 12:30
Meeting starts at 1:00
Come early, we have a Vendor!



Dara Tomasson
Long Arm Quilter
stitchedquiltingco@gmail.com
Nanaimo

Gammill Statler Professional Quilter panto-custom
Quick turn-around time for edge to edge quilting
www.daratomasson.com details on website
C. 403-304-0110 or P. 250-591-2158

Minutes of the October 16, 2019 Nanaimo Quilters' Guild Meeting

Meeting called to order 1:32 pm by President Ethyle Riawetz.
Evening meeting cto at 6:30 pm by Terri Askham.

Attendance: afternoon 88 members, 2 guests, new members Kimberly Goddard and Linda Gallagher; evening 27 members, 4 guests, 2 new members Takara Rogers and Laura Stanton Takara is our first Junior member. (a new category for those under 18 years, membership is half price).

Announcements: Linda Campbell - the NanGo Grannies are looking for African fabrics for fundraising projects any size. Contact Linda 250 756-3137 or creativelac@shaw.ca

Moved by Laura Morrissey (afternoon) Christine Hustins (evening) to accept the minutes of the September 18 meeting as posted in the newsletter. **Seconded by** Bonnie Eaton (afternoon) Leanne Sturgeon (evening). **Carried.**

Block of the Month: Next month is Christmas fabric disappearing hourglass; see Sarah's report on page five.

Library: Linda Addison reminded that books taken next month are not due until January.

CQA: Christine reminded us of all the competitions, including Trendtex Challenge and Gateway to Adventure theme. The CQA 2020 Show is in Edmonton Alberta.

Quilt Bee: See Janet Knecht 's report on page one.

Program: Mary Abbott. A questionnaire is on the tables, please choose or suggest the subjects you would be interested in. Landscape class is full with waiting list. Summer Moon has lots of room. Modern Quilt needs more people by January or will be cancelled. See full program details on page two.

Today's Program: Amrit Trenkler trunk show / pop-up shop.

Beads of Courage: Pam McAleer introduced this volunteer project for children with cancer. She did a demo after the meeting. (see instructions page 8 & 9)

Petty Cash: Pam also introduced this new treasurer's tool for dealing with committee expenses under \$20.00

Mystery Fabric Draw: afternoon Janet Knecht, evening Arlene Ackerman. Raffle Winners: afternoon Dana Roncin, Gail Lambourne, Anne Roncin, T. Kylah Shay, Lorraine Whillans, Vicki Zoltay, Trish Kirk, Bonnie Dimitry. Evening: Maggie Warren, Heather Henderson, Janet Knecht, Bonnie Dormuth. Show and Share: afternoon Judy Hyslop, evening Judith McLaughlin.

Meeting adjourned: afternoon 3:20 pm, evening 8:05 pm.

Minutes submitted by Lorna Craig, secretary



GalaFabrics

Gala Fabrics
104-1483 Douglas Street
Victoria, BC
Canada V8W 3K4

T: 250.389.1312
F: 250.389.1339
E: info@galafabrics.com
W: galafabrics.com

Come in to Huckleberry's & check out the Tula Pink 770QE and 570QE Special Editions




BERNINA
SALES · SERVICE · SUPPORT

1930 Ryan Road East, Comox BC
250-339-4059 or
1-877-339-4059

huckleberrys@shaw.ca

STORE HOURS

Monday-Friday 10:00am-5:00pm
Saturday 10:00am-4:30pm
Sunday Noon-4:00pm



Thank you for your handmade work of art that becomes the home of a child's Beads of Courage collection

Bead Bag Pattern Guidelines

Small Bag:


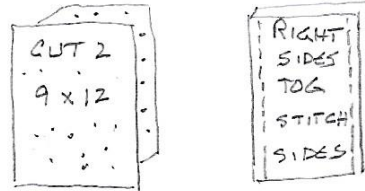

1. 100% cotton only (no flannel) for boys and girls, ages young to teens. Fat Quarters work well.
2. Focus Fabric - Cut two 9" x 12" pieces:
 - a. On "front" outer bag piece stitch "Beads of Courage" label on using blanket stitch. Place 2" in from right side seam and 3 ½" up from bottom of bag.
 - b. With RS together sew a ½" seam on both long sides making a tube. Press seams open.
3. Lining Fabric - Cut two 9" x 12" pieces:
 - a. With RS together sew a ½" seam on both long sides making a tube. Press seams open.
4. Turn lining right side out and place inside of focus fabric (RS together).
5. **Line up seams** and sew a ¼" seam around the top of the tube. ****Take note where label is and make sure you are stitching around top of bag.**
6. Turn right side out. Press seam towards lining.
7. Place tube on the open arm of the sewing machine and sew a seam 1 ¼" from top. When you get to the two side seams back **tack** about ¼" across the seam.
8. Sew another seam 2" from the top back tacking again at the side seams. (This makes the seams stronger for the cording to be pulled through).
9. Using a seam ripper, pop the seam open between the two back tacks on focus fabric side seams for cording to be pulled through. Careful not to rip fabric.
10. Keeping the bag right side out lay flat and line up the bottom edges.
 - a. Trim the bottom of bag (if there has been any shift in the fabric) ensure bottom edges are even.
 - b. Stitch across and through all 4 layers at 1/8" seam allowance. Make sure to catch all 4 layers.
 - c. Turn the bag wrong side out and stitch again across the bottom of the bag with ¼ inch seam allowance. (French seam)
11. Cut two 26" pieces of cording.
 - a. Using a large safety pin or big eyed needle thread one piece of cord through the **RIGHT** slot (opening on seam allowance) all the way around and back out the "**same**" **RIGHT** slot. Tie ends securely together.
 - b. Do the same as above for the **LEFT** slot

Large Bag:


Cut fabric 11" x 13 ¾" and proceed the same as above except when stitching the two rows at the top for cording sew first row 1 ½" and the second row at 2 ¼". Be sure to back tack at seams.

Focus Fabric (2)

LINING (3)



(4-5)

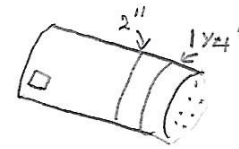


Slide lining inside focus fabric tube match side seams + pin top

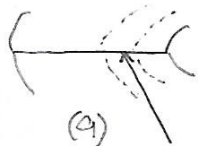
Sew 1/4" top edge. Press all seams OPEN



(6) Press Top seam




(7-8) Sew + tack side seams



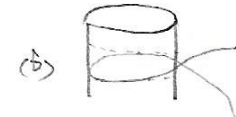
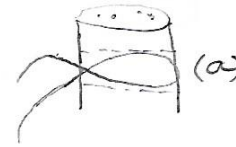
(a) Carefully open seam on focus fabric only between sewn rows.



(a) Trim all layers
(b) Sew through all 4 layers
(c) French Seam



(11)



cut 2 pieces of cording 26"
(a) thread cord from right side all the way around
(b) thread cord from left side all the way around

Below: photos from the Happy Villages workshop on October 19



NQG PC WORKSHOP REGISTRATION FORM

Please complete the information below and circle the dates of the workshops you wish to take.

Name _____ Membership Number _____

Phone _____ Email _____

Workshop Title	Date	Time	Venue	Fee	Paid
Quilt Along	On going Sept-May Summer Moon book can be purchased locally			\$20.00 Participation fee	Cash Cheque MC/Visa
Happy Villages Val Ursulak	Saturday Oct 19	9:00-3:30	Oliver Woods	\$40.00 Happy Villages book	Cash Cheque MC/Visa
Designing a Landscape Quilt Carol Seeley	Saturday Nov 2 & Nov 16	9:00-3:30	Oliver Woods	\$95.00	Cash Cheque MC/Visa
UFO	Saturday Nov 30	9:00-3:30	Oliver Woods	\$10.00	Cash Cheque MC/Visa
Scrappy Quilts Sandra Radley	Saturday Feb 22/20	9:00-3:30	Oliver Woods	\$40.00	Cash Cheque MC/Visa
Stacy Day Trunk Show	Friday March 20	6:00-8:00	TBA	\$10.00 plus an appetizer	Cash Cheque MC/Visa
Creating a Modern Quilt Stacy Day	Saturday March 21	9:00-3:30	Oliver Woods	\$40.00	Cash Cheque MC/Visa
Picture to Wall Hanging Kathy Bush	Saturday April 18 & May 2	9:00-3:30	Oliver Woods	\$80.00	Cash Cheque MC/Visa
Ice Dyeing Fabric Joy Hegglund	Saturday May 30	9:00-3:00	TBA	\$95 includes all materials except ice	Cash Cheque MC/Visa

Number of Classes _____ Total Paid _____ Receipt # _____

Circle method of payment: cash cheque Mastercard Visa

Please make cheques payable to **Nanaimo Quilters Guild**.

Register at meetings or by email to maryabbott@telus.net If registering by email send cheques to:
Mary Abbott, 3438 Whiting Way, Ladysmith, BC V9G 1C3

REFUND/CANCELLATION POLICY: If the Guild cancels a workshop participants will be fully reimbursed. If you need to withdraw from a class a refund will be given ONLY if there is a waitlist. In all other cases, refunds will only be given under very extenuating circumstances and with the approval of the Program Committee.