

Nanaimo Quilters Guild

Volume 38 Issue 2 ~ October 2021

www.islandquilters.ca

Next Meetings

October 20, zoom meeting open at 6:30 for socializing, meeting starts at 7 pm.

**October 20, noon - 2 pm,
Donation drop-off, Curling Club parking lot**

Next Executive Meeting (Zoom)

October 14, 1:30 to 3:30 pm

Newsletter Deadline

October 21

Quilt Show Countdown

21 months until June 2023!

Where you see blue underlined lettering in the online version of the newsletter, it means that you can put your cursor on the blue lettering and click the word or words, and you'll be taken to the website associated with the blue lettering. Best viewed in Google Chrome (some links may not work on a Mac)

Guild Website

The Members Only section password for our website will remain the same for the foreseeable future (password is printed on the back of your membership card) If you have something of interest for our Guild web site, please send it to Sue Creba at smcreba@gmail.com

Presidents' Pen

As we move deeper into Autumn we continue to monitor the pandemic on the island to determine the best time to transition back to in-person meetings. With some regret, and following a lengthy and thoughtful discussion, the executive and committee chairs agreed to postpone our return to in-person meetings for a little longer. The October meeting will be on zoom, so look for the invitation in your email as the date approaches.

This time of year is also membership renewal time! Don't miss out on monthly virtual (and eventually in-person) meetings, including a new BOM for 2021. This year in addition to fantastic virtual programs featuring world class speakers, the program committee will offer virtual workshops with national and international teachers on a variety of techniques and/or projects. There will also continue to be virtual sew-ins as a way to "get together".

If you haven't tried Zoom yet, and you're comfortable doing so, think about joining a member who is using Zoom to attend together. If you are a member using Zoom, reach out to a member who isn't to either help them learn or invite them to join you for a meeting or program.

In the meantime, please consider sharing photos of your projects with us through the newsletter – it inspires all of us to see your finished projects!

Happy Thanksgiving and thanks to all of you for your ongoing commitment to the guild,
Co-Presidents Terri Askham & Judi McLaughlin

2021-2022 Guild Program

By the time you read this, we will have already experienced our program presentation of the Global Quilt Connection's Sampler Platter on October 2 and 3. I hope you enjoyed it and found lots of inspiration and ideas.

Our November program is Toronto's Peter Byrne presenting his **"Behind the Seams"** Virtual Trunk Show. His presentation will be part of our regular meeting on Wednesday, November 17 at 7 pm, right after our 6:30 Zoom social time, and before the business meeting starts. Check out his website at peterbquilts.com and prepare to be WOW-ed! There might just be one of his workshops in the planning, so stay tuned.

The next event is the FUNdamentally Circles WORKSHOP - our first ever virtual offering - on Saturday, October 30. There has already been a separate email notice about it and the information is repeated here. Register early to avoid disappointment.

Description: In this workshop, the focus will be on the core technique of freeform piecing circular designs without pins and templates. It's liberating and it's FUN. After some skill-building exercises, students will start on their own compositions with confidence. For inspiration, see the Serendipity Student Gallery: FUNdamentally Circles.

Date: **Saturday, October 30 from 1-4 pm local time**

(continued on page 2)

Program cntd.

Cost: \$25 per person for NQG guild members with a maximum of 20 students.

Requirements: Download the [Supply List](https://serendipitypatchwork.com.au/download/826/) <https://serendipitypatchwork.com.au/download/826/> to see what you'll need for the workshop. Students are welcome to contact Brenda directly if they have any queries about the requirements.

How to Register and Pay: Email [Kathleen Kane](mailto:Kathleen.Kane@gmail.com) at contactkkane@gmail.com by October 21 to indicate your interest in the workshop.

Send an e-transfer through your bank account to the guild's bank using the email address membershipnqg@gmail.com for your transfer. This will send the payment automatically to the guild bank account. This method of payment is preferred.

Alternatively, send a cheque for \$25 payable to the Nanaimo Quilters Guild to the guild address at PO Box 943, Nanaimo, BC V9R 5N2. Please include a note that your cheque is for workshop registration.

Deadline: Thursday, October 21 is the deadline for signing up AND paying. After this date, any unsold seats will be offered to non-members.

Going forward, and after a quick show of hands at the September guild meeting, the Program Committee is trying to line up an instructor to teach a Walking Foot Quilting workshop, so stay tuned for more information on that in future newsletters.

Happy quilting, *Kathleen Kane for the Program Committee*

Membership

Thank you to everyone who has joined for the coming year. As of September 22, we have 61 members. E-transferring of funds is working well and more members are figuring out how to send the fillable online membership form on the website under the Membership tab. If you need any help with this, please connect through the [membership email](mailto:membershipnqg@gmail.com) (also shown

at the end of of this article) and we will be happy to assist.

Dues are \$30 with \$15 added if you want the newsletter mailed. The address for mailing in forms is:

NQG Membership, P.O. Box 943, Nanaimo, B.C. V9R 5N2

The current member list on the website will be updated shortly as more members register. In the absence of receipts and cards, this will be a good check to see that your dues and form were received. If there are any mistakes, please connect. We hope to hear from those of you who have been past members who have not yet joined for this year. Program committee has some interesting sessions lined up and you will want to participate.

Honorary Members (those 80 and over) do not pay fees but we need to hear from you if you want to stay connected. Please complete a membership form and send it in.

The username and password for accessing the member part of the website is the same as it has been for the past year. It is on your last membership card. If you can't locate it, just email and we will send it along. We will let you know when sign on changes.

Keep on quilting and we still hope to meet in person some day.

Barbara Kerfoot, Membership
membershipnqg@gmail.com

*Dying to shop?
Trying to social distance?*

**SHOP
ONLINE
NOW!**

www.kismetquilts.com

Kismet Quilts



QUALITY THREADS + ESSENTIALS
FOR QUILTERS • STITCHERS • APPLIQUÉ • FIBRE ARTS
TEL. 250.738.0560
WWW.CINDYTHREADWORKS.COM

Quilt Bee

Welcome back everyone. I trust you were busy sewers over the summer.

I have booked the Oliver Woods Rec Centre for January 22, 2022 for our annual Bee. If the numbers for Covid are still up or worse, this event will be re-evaluated. If we are able to go ahead you will need Vaccine Passports and probably need to wear masks. You will be asked to bring your own lunch. We will supply beverages.

These are Oliver Woods rules. At this time the room will be limited to 50 people, (this may change). I will get a head count as of December 1st on who is interested and go from there. Marlene Jones and I have made lots of kits for distribution and have batting and backings available. The committee will be at the Curling Rink Parking lot again this year for pick up and drop off, from 12 to 2 pm on guild days.

A note to all those members who have outstanding projects from before Covid. If you are finished these and are ready to hand back to Quilt Bee, could you please contact me for pickup if you don't feel safe coming to the Curling Rink. Thanks everyone for your hard work and continued support for the Quilt Bee during this time. I really do hope we can be together soon.

Thanks, Janet Knecht and the Quilt Bee Committee

BIB n' TUCKER QUILTING

October Sale

**All leaf prints, rusts, golds,
brown, non metallic coppers etc
All Halloween prints**

20% off

30% off 2m or more(same bolt)

1/2 m minimum cuts

**1006 Craigflower Road, Victoria, BC V9A 2Y1
Parking behind building off Craigflower
250-386-6512 **Tues - Thurs 11-3, Sat 12-4****

Donation Quilts

The Scrappy Bags satellite group has taken over Donation Quilts. We can't thank Bonnie Dormouth and Pat Clements enough for all their help in the transition.

On September 15th we were in the curling rink parking lot along with the placemat and the quilt bee committee. Thanks so much to all the members who dropped off quilts, etc. See photos on page 4, 5, 9 and 10!

We received 28 quilts in total, 4 designated for the Samaritan House. We are still in need of a few more twin size quilts for the Samaritan House.

Janet K, Bonnie D, Sue C, and Lynn B, met at Jonanco to cut rolls of batting for the donation and quilt bee committees. Thanks to Linda Addison for opening up Jonanco for us on that Sunday morning. Nadine ordered more labels.

On October 20th, between 12 noon and 2pm, we will again be accepting quilts in the curling rink parking lot. Batting, backing and labels will be available.

Donation Quilts Committee: Lynn Bensten, Sue Creba, Bonnie Eaton, Tracy Irwin, Nadine Lindstrom, Jean Pennington, Arlene Sanders

“Discover the world of sewing!”
“Wander through our store for a refreshing experience”

Your One Stop Quilting and Sewing Machine Store on Vancouver Island!

Yes, We are open!
Store Hours
Tuesday to Saturday
9:30-5:30 Each Day
Closed
Sunday & Monday

REWARD CARDS ARE BACK!
Curbside Pickup and Mail Order Available
Call Us!

Hours: Tues.-Sat. 9:30-5:30
Closed Sunday's & Monday's

“Like” us on facebook
Snip & Stitch Sewing Centre

Follow us on Instagram
@KathySchroter

#1-4047 Norwell Drive
Nanaimo, B.C. V9T 1Y6
1.250.756.2176
1.800.789.1730
Email: info@snipandstitch.com
www.snipandstitch.com

Husqvarna **BERNINA** **Handi Quilter** **JANOME**
made to create



Some of the donation and Quilt Bee quilts collected on September 15





Placemats

Once again many thanks to everyone who turned in placemats for donation in September. It was a lovely sunny, (although very windy), day in the parking lot at the Curling Rink, and we had a very good turnout. Nice to see everyone after the summer and there were a lot of very beautiful placemats and quilts turned in. Members dropped off 24 placemats, 4 tea cozies and one pot holder, bringing our totals to 185 placemats, 55 tea cozies and one potholder. We give our donations at Christmas time, so would appreciate a few more placemats over the next 2 months. I will again be in the parking lot at the Curling Rink on our usual meeting day of Wednesday, 20th October as our meeting will once again be via Zoom. I will have batting available cut 13" X 19".

Your Placemat Committee, Heather, Norma and Maureen



We are located at:
1930 Ryan Rd East,
Comox, BC V9M 4C9
250-339-4049
1-877-339-4059
huckleberrys@shaw.ca

Check us out on:
YouTube
Instagram
Facebook

BERNINA
AUTUMN SALE
SEP 16 - OCT 19

FREE BSR!
a retail value
of \$999

B 475 QE
SAVE \$500

CQA Report

Quilt Canada 2022 is scheduled to be held at the Vancouver Convention Centre (East) June 15-18, 2022. Check the [Quilt Canada 2022](#) page often as we will be adding more information over the coming months:

Late October 2021: Workshop teachers and lecturers.

Late November 2021: Reservation links for the two hotels with limited rooms at special show pricing.

Late January 2022: Listings of workshops and lectures.

Mid-March 2022: Registration opens for members.

Late March 2022: Registration opens for non-members.

March/April 2022: Merchant Mall vendors listed.

On webpage now: [Quilt Canada 2022 Challenges](#) page: TrendTex, JN Harper Youth, Individual Member, and Member Guild Challenges.

Is this the year you enter the National Juried Show?

Check out the [Call for Entry](#) for the 2022 show. Entry form opens January 3, 2022 and closes February 17, 2022, which means you have lots of time to complete your entry.

The **2022 Mystery Quilt** started in September! The supply list is available now. Check for more information about the 2022 Mystery Quilt and retrieve the supply list in the **Members Only Studio** on our website. Next clue will be released in October, followed by five more, November - March.

The 2022 CQA/ACC TrendTex Challenge, "Refresh" kicks off soon; fabric bundles on sale for CQA members, starting October 1, 2021 and for non-members November 1, 2021. See [Refresh Guidelines](#) for details.

Real Fun! Youth Challenge: We thank JN Harper for sponsoring the fabric for this year's challenge: Beguiled Venom, designed by Canadian quilter, Libs Elliott. Please visit our website to view the guidelines: [English](#) or [French](#)

The "REWIRE" CQA/ACC Individual Member Quilt Challenge 2022 [info here](#)

- Use black and white fabrics, prints or solids on the front of your quilt.
- You may add embellishments.

- The quilt perimeter is to be no larger than 96".
- Each quilt must be finished with either binding, facings, or enveloped pillow-case style
- There must be a hanging sleeve, at least 3 inches wide, for display purposes.
- All quilts must have a label on the back with the quilt name and quilter's name visible on it.

Entry Guidelines

- Open to Individual, Professional & Shop CQA/ACC members.
- Entries will be accepted through an online entry form on the CQA/ACC website January 3-April 30, 2022.
- When the online entry form has been received by CQA/ACC, a confirmation email with instructions for shipping the quilt will be sent to the entrant.
- All quilts must be received by May 30, 2022 so they can be displayed at Quilt Canada 2022 being held at the Vancouver Convention Centre, June 16-18, 2022.

• The winning quilt will be selected by Viewers' Choice and awarded a \$100 cash prize.

The "REAFFIRM" CQA/ACC Member Guild Quilt Challenge 2022 [info also here](#)

- Please choose fabric colours that represent your province or territory, and add a "touch of red" fabric to the quilt front.
- The quilt perimeter is to be no larger than 72 inches.
- Each quilt must be finished with either binding, facings, or enveloped pillow-case style.
- There must be a hanging sleeve, at least 3 inches wide, for display purposes.
- All quilts must have a label on the back with the quilt name and quilter's name visible on it.
- Each CQA/ACC Member Guild selects one winner only from their Guild's membership, before April 30, 2022 for entry into this challenge.
- CQA/ACC will select entries from both the Individual Member "Rewire" Challenge and the Member Guild "Reaffirm" Challenge to participate in a travelling show from July 2022 – to June 2023. If your entry is selected for the travelling show, you will be notified and your quilt will be returned to you in June 2023.
- The travelling show will be carried out in Atlantic Canada as a promotion for Quilt Canada 2023 in Halifax. Our Eastern Regional Reps and/or Board members will take the quilts to Guilds and/or shops in their province to share the talents of our members.

Join us! [Canadian Quilter Membership](#)

submitted by Christine Hustins, CQA rep



GalaFabrics

Gala Fabrics
738 Caledonia Ave
Victoria, BC
V8T 1E5

T: 250.389.1312
E: info@galafabrics.com
W: galafabrics.com



Block of the Month Sew-Along

So we are getting back into the swing of things. I hope you will enjoy the blocks I pick out in the coming months. Halloween is close so of course we are kicking off with a halloween block. I went with something easy to start but it's a cute 6 1/2" inch [candy block](https://stashbandit.net/free-halloween-quilt-block/) from <https://stashbandit.net/free-halloween-quilt-block/> I would do 4 blocks to make a 12 1/2" block and the way she has a black background for 2 and an orange one for the other 2 is so cute. It is wonderful how many talented quilters are out there and I am really impressed with Diane Harris' step by step instructions. Love the name of her site too!

Sarah Beyer of Sarah in Stitches, 778-269-2380, sarahbeyer@shaw.ca

Library

Fall is in the air. Days are getting shorter and nights are getting longer giving us more time to work on our projects in the evening.

Looking forward to being able to meet in person. Just hold on to those library materials for another month.

The good news is, that we're seeing more new books hitting the market! Thank you to everyone who has made suggestions for library book purchasing. I'm working on the wish list.

Until we are able to meet in person, stay safe everyone and happy quilting. *The Library Team*

2020 and 2021 Challenge

We have decided to have 2 parts to the Challenge this year. The first part will be voting on last year's challenge at the Christmas meeting.

Would anyone with a completed 2020 piece please let Judy or Val know, by Wednesday, December 1, so that we know how many to plan for.

The second part will be a short challenge for 2022 to be announced at the December meeting.

*Val Ansell and Judy Peterson
Challenge Committee*


See what our Guild and its members are up to. You can submit photos of your quilts to our Facebook and Instagram sites. Click on the FACEBOOK link below:

[NanaimoQuiltersGuild](#)



NQG Zoom Account

Our Guild now has its own Zoom account, for the use of satellite groups or Guild business/activities only. Guests are welcome to attend presentations or meetings one time as per usual Guild policy. Please contact Nancy Lutes at dnlutes@telus.net for the email and password should your group wish to use our account.




SERGE & SEW

105 Nored Plaza
6750 N Island Hwy . Nanaimo, BC
250-390-3602. www.sergesew.com

Authorized Dealer for PFAFF & BABYLOCK
Sewing machines, sergers & machine repairs.

- * Fall classes have started - come in or call to register. Check our website for more information.
- * New books & precuts have arrived!
- * New kits are available.
- * Books 25% off.



New Kit - Modern Trip Around the World

A home away from home for all your quilting needs:
Books, Patterns, Fabric & Notions!

NQG Meeting Minutes September 15

Meeting called to order at 7:00 clock by Terri Askham.

Thank you card received from bursary student.

Treasurers report: Balance in Guild and Show accounts are healthy. Budget for 2021-2022 approved.

Announcements: The executive has decided to wait until November and December to see how the numbers before we return to in person meetings. Members are still concerned about their well being and the rising covid numbers. At this time the October meeting will be by Zoom.

It's time to renew your **membership**. See newsletter.

We currently we have 43 members (compared to 138 last year). Barb of membership will put in the Members Only section of the website a list of who has paid and members can check their status. Password remains the same as last year.

PROGRAM: Most of this years activities will be by Zoom, unless big changes happen re Covid.

On September 22 Michelle Bantor of Little Pup designs will present "Cotton to the Consumer" starting at 7 pm.

The October 2nd and 3rd program (noon till 3) is the Global Quilt Connection Sampler Platter with 18 teachers over the two days doing 15 minute mini demo's.

October 30 from 1 to 4 pm there will be a workshop with Brenda Gael Smith from Sydney Australia on serendipity patch work. You will be notified regarding fee and sign up.

November is still in the works hopefully having a workshop on quilting with a walking foot.

Library: No report.

Block of the Month: No report

Donation Committee: see report on page 3.

Place Mat Committee: see report on page 6.

Quilt Bee: Received 2 quilts. The annual quilt bee will be on January 22, 2022 at Oliver Woods Rec Centre. Probably limited to 50 people and be bring your own lunch. You will need your Vaccine Passport. More on this later.

CQA: No report.

RETREAT: Retreat has new co-ordinator: Judy Peterson. Booked for Fall of 2022.

Meeting adjourned at 8:00 pm.

Submitted by: Janet Knecht

Coming Events:

Fabulously Magic Massive Fabric Frenzy Sale: Friday October 22 (4-7), Saturday October 23 (10-4) and Sunday October 24 (10-3). Farmers' Institute, 351 Rainbow Road, Salt Spring Island. Hosted by Salt Spring Rotary. Entry fee \$2. All proceeds go to community youth mental health programs. Double vaccinations and masks mandatory. **Debit and credit ONLY.** Please bring your own bags. Unbelievable bargains on fabric, notions, yarn, patterns, machines. ssirotyfabrics@gmail.com

Contest: Fabricana fabric store, family owned and operated by the Megrian family of Delta, BC since 1970, have launched Fabricana.com to help serve quilters who can't get to their stores. They want your help in tailoring their website to meet your needs. If you fill out their online survey, you will be entered in a contest where one member from every Quilt Guild in BC will win a \$25 gift card. You will also be entered for a grand prize of a \$400 quilting supply bundle, and a donation of a \$500 gift card from Fabricana to the grand-prize-winning member's Guild to support their next big project! Click here or go to www.fabricana.com/bc_guilds Fabricana offers 10% off all regular priced fabrics and notions in-store to Guild members who show their membership card. This discount is now available through their website as well.



IN THE
OF WILLOW POINT

ISLAND
Sewing
FABRIC & NOTIONS

serving all of van isle

778-418-2232
WPSEWING@GMAIL.COM
3-2231 ISLAND HWY SOUTH
CAMPBELL RIVER


SHOP OUR WEBSITE

WWW.ISLANDSEW.CA

\$5 SHIPPING FOR ISLAND RESIDENTS*

*system will pre-auth
\$15. Once address is
confirmed, rate is changed
to \$5 before charging

More donation and Quilt Bee quilts from September 15





@fabriclandblacksheepduncan
@blacksheepcampbellriver
@fabriclandblacksheepcourtenay



Black Sheep Quilt Shop



Duncan, BC @180 Trunk Rd.
Campbell River, BC @1100 Homewood Rd.
Courtenay, BC @ 2175 Cliffe Ave.



Quilt needs completion to complete Ida Schultz' story



On September 15, Steven and Shiona Northway dropped by the Curling Club parking lot to donate 30 Dresden Plate blocks, shown above, hoping on of our members might complete a quilt begun many years ago by Steven's great grandmother, Ida Schultz. What follows is an amazing story.

She was born Ida Cecelia Sjoblom in 1885 to Swedish immigrants who had settled in McCulley Township, Nebraska. She met and married Louis Schultz, an immigrant from Germany who was traveling through to the Dakota territories, when she was eighteen years old. Louis had been granted a homestead in the Black Hills that was later rescinded when it came to light that the US government had made these land grants in violation of treaties with the Sioux people.

Our great grandfather had a trade; he was a blacksmith, so they moved into the small town of Dixon, not far from the Rosebud Reservation, where he established a successful business. Ida would brag that they owned the first automobile in the town, a Brush. Ida had five children, our grandmother Lila Rose being the oldest.

Her life in what became South Dakota was a true pioneer life. Ida never talked about how hard it was, but her daughter, our grandmother, would tell tales of diapers draped all over the cabin, frozen solid in the winter cold. She endured tragedy when a son drowned in a well. Our grandmother remembered riding home in their wagon, Ida cradling the boy's head in her lap.

By 1930 the entire Schultz family had joined the great Dust Bowl migration to California. They settled in El Centro, close to the Mexican border and Ida spent the next forty years in Southern California. Her two living sons served in WWII and her husband built another successful business selling tires and repairing cars. It was during this period of her life that she had the time and resources to devote herself to craft. She made



Ida Schultz, with one of her braided rugs

many quilts, but was proudest of her braided rugs, which won prizes at the San Diego County Fair. Grandma said she would buy men's suit coats at the Goodwill and rummage sales to repurpose the wool in those rugs.

After the death of our grandfather Fred Rhodes, Lila's husband, Ida joined Lila in Santa Cruz, California, where they lived together with Ruby, Ida's youngest daughter until Ida's death in 1978. In her old age she took up crochet and we remember her always with a hook in her hand and an afghan forming in her lap. She also dabbled in needlepoint. Craft was her outlet and means of expression through all the years we knew her.

We don't know why Ida didn't finish the Dresden Plate quilt, just as we don't know when she started it. Our grandmother always intended to finish it and when she died our mother thought she would, but they were not quilters and these three generations of women may have had qualms about the difficulty of the design and the scope of the work. We are so happy to pass it on to a group that will honor it and bring it life.

Written by Chris Northway Ziemkiewicz (Steven Northway's sister), the last in my line to pass on the challenge of these squares, even though I am a very enthusiastic quilter myself. Thank you all.

From Donation Quilts: There are 10 completed blocks, with 20 more laid out and pinned to the background squares. The completed 'plates' have been hand appliqued on the inside and outside edges. The fabrics are a fantastic vintage selection.

If you are interested in taking this on (maybe a satellite group?) contact Sue Creba 250-753-3371 or smcreba@gmail.com Lots of love went into this quilt, let's help finish it!



Nanaimo Quilters' Guild

Membership Registration Form 2021 / 2022 year

Name _____ Membership # _____

Mailing Address _____

City _____ Postal Code _____

Email _____

Home Phone _____ Cell _____

Are you a new member? _____ Have you ever been a member in the past? _____

I wish to have the Guild Newsletter delivered by: regular mail (\$15) ☐ online ☐

Are you an **Honorary Member**? ☐ (over 80 years of age)
As an honorary member, I wish to continue to receive information/newsletters from the Guild.

Yes, I do ☐

No, please just retain my membership ☐

do/do not (circle) consent to my personal information appearing on the membership list that is provided to the members of the Nanaimo Quilters' Guild.

X

Print Name _____

Signature _____

Areas in which I am willing to volunteer:

- | | | | |
|--------------------------------------|--|------------------------------------|--|
| <input type="checkbox"/> Angels | <input type="checkbox"/> Christmas Potluck | <input type="checkbox"/> Coffee | <input type="checkbox"/> Donation Quilts |
| <input type="checkbox"/> Hospitality | <input type="checkbox"/> June Picnic | <input type="checkbox"/> Library | <input type="checkbox"/> Membership |
| <input type="checkbox"/> Phoning | <input type="checkbox"/> Programs | <input type="checkbox"/> Quilt Bee | <input type="checkbox"/> Workshops |
| <input type="checkbox"/> Raffles | <input type="checkbox"/> Placemats | <input type="checkbox"/> Executive | <input type="checkbox"/> Other _____ |

Do you have an **expertise** you could present at a program or workshop? _____

Are you a snowbird? Yes / No, if yes when are you away _____

Pd: Date _____ ☐ **Cash** ☐ **Cheque #** _____ ☐ **Credit Card** ☐ **e-transfer**

\$30.00 Membership Fee Paid ☐

\$15 Mailing Fee Paid ☐ **or Honorary** ☐