

Nanaimo Quilters Guild

Volume 37 Issue 9 ~ May 2021

www.islandquilters.ca

Next Meetings (Zoom)

May 19, zoom Annual General Meeting open at 6:30, meeting starts at 7 pm

June 16, zoom meeting open at 6:30 for socializing, meeting starts at 7 pm.

Next Executive Meetings (Zoom)

May 13, 1:30 to 3:30 pm

June 10, 1:30 to 3:30 pm

Newsletter Deadline

May 21

Quilt Show Countdown

25 months until June 2023

Guild Website

The password for the Members Only section of our website will remain the same in 2021. A reminder that it is printed on the back of your membership card, and new members will be given the password when they join. If you have something of interest for our Guild web site, please send it to Sue Creba at smcreba@gmail.com

President's Pen ~ Thinking about Scrap Quilts

Perhaps more than any other Spring in our collective memory, this one seems most welcome for its promise. The pinks and blues, greens and magentas of flowering bushes and the honey warm sun of this past month has been so welcome! That hope, renewed, is certainly a theme of most conversations. There is a sense that "we got through it" or will, at least, soon be. And while we should not for a moment let down our guard, the sense that there is an "end in sight" is a most welcome one.

If this past year were a quilt, it would be a scrap quilt. As a Guild, we made do with what we had, be it only bits and pieces. We salvaged the best of those pieces and put them together in a most creative way, learning new things in the process. We've sandwiched together the critical elements of the Guild and now await only its binding (in the May AGM) to finish it off. And in that, we have, as women have done for centuries, preserved and kept what is most cherished by us. Well done!

I salute the women who make up this Guild, particularly the Executive, for their perseverance and dedication. Christine continues to guide the Executive with her skills and insight. Nancy has volunteered for collating and coordinating and has been a very welcome and helpful VP to me as President. Lorna and, at times, too, Norma Steven, have kept careful record of our sometimes disjointed proceedings (how I long for Christine's ordering of things). Lija shouldered the formidable task of Treasurer mid-stream, for which we are all grateful. Sue has faithfully kept us all in touch via the Newsletter. The Program Committee kept our learning alive despite being hobbled by too few committee members. Donations and Quilt Bee Committee continued to function despite sometime cold, wet and inclement conditions. Membership kept us at a healthy 138 members and underwent a leadership change in addition. Library searched for new books. Sarah volunteered to do Block of the Month despite the challenges that covid presented. And those of our membership who could, showed up for zoom meetings and programs. Wow! Again, well done!

So now that we are nearing the end of our Guild year, I want to say I think it's a pretty amazing scrap quilt! Who knew?! *Bonnie Eaton, Acting President*

NQG Zoom Account

Our Guild now has its own Zoom account, for the use of satellite groups or Guild business/activities only. Guests are welcome to attend presentations or meetings one time as per usual Guild policy. Please contact Nancy Lutes at dnlutes@telus.net for the email and password should your group wish to use our account.

See what our Guild and its members are up to. You can submit photos of your quilts to our Facebook and Instagram sites. Click on the FACEBOOK link below:

<https://www.facebook.com/Nanaimo-Quilters-Guild-118598632009213/>

NQG Box 943 Nanaimo BC V9R 5N2

Editor smcreba@gmail.com

2021 Guild Program

Ongoing Event: Sew-In

Our monthly Zoom sew-in is in need of a new host.

Is this event one which you enjoy? Is this something you could host using the Guild account for a few hours on any day and at a time of your choosing? If so, please contact Kathleen Kane. She will happily discuss and answer any Zoom questions you may have.

If nobody steps up to host this get-together, then it will likely be discontinued for the summer months.

Past Event

April 19 Island Sewing Clamshell Ruler Demonstration:

This was a super afternoon demonstration of the use and versatility of the clamshell ruler. Key tips on keeping points as points and easing in bulk were offered. Danielle Weaver was able to record the demonstration and post a tour of her shop which can be accessed with the links below.

The clamshell video starts a couple of minutes into the recording, but all that is "missed" is the reference to the different sizes of clamshell rulers. For more information, Danielle can be contacted at: www.islandsew.ca or 778.418.2232.

Store tour link: https://www.youtube.com/watch?v=o_kE55hiczU
 Ruler demo links: https://youtu.be/5_Tl9HpQ6zk OR
https://m.youtube.com/watch?v=5_I9HpQ6zk&feature=youtu.be

Upcoming Zoom Presentations

May 22, Saturday and May 23, Sunday

The All Star Global Quilt Connection Virtual Sampler Platter!

This event is shaping up to be the biggest ever hosted by the GQC. In this live Zoom meeting, an All-Star cast of 18 quilt teachers will demonstrate in 15 minute sessions some of their favorite quilting techniques over two different days. It's a showcase of a wide variety of styles and techniques, from traditional to modern and art quilting with something to please everyone! Our guild members will be able to "attend" and even have the opportunity to ask questions. So, come when you can, stay as long as you'd like, grab a cuppa and join the fun. Between each 15 minute demo there will be short zoom tutorials that will help get the most out of a Zoom workshop. This event will have at least a 1,000 person access limit at any one time. If the meeting is full when you log in, you will be directed automatically to a YouTube livestream and won't miss a thing! All you need to do is to click on the link which will be sent to you a few days prior.

The All-Star Global Quilt Connection Virtual Sampler Platter Teacher line-up:

May 22, Saturday 12 noon - 3 pm Pacific time

Catherine Redford: Walking Foot Quilting Beyond the Ditch
 Trudy Cleveland: Photograph Your Quilt with a Smartphone
 Natalya Khorover: Hand Stitching on Single-use Plastic
 Ashli Montgomery: Storytelling Tees, pair T-shirts with Blocks
 Dana Jones: Demystifying Design for Foundation Piecing
 Kelly Ashton: Calculations, Cutting, and Why it Matters
 Margarita Korioto: Dimensional Designs with Light Modeling Paste
 Nina Clotfelter: Ruler Work on Your Domestic Machine
 Sheila Frampton-Cooper: Curved Piecing and Using Monofilament Thread

May 23, Sunday 12 noon - 3pm Pacific time

Sandy Fitzpatrick: Fusible Appliqué with Decorative Machine Stitching
 Andi Stanfield: Building a Monochromatic Color Palette
 Sue Sherman: Needle Turn Appliqué for Hawaiian Quilting
 Ellen Lindner: How to Finish Your Quilt with a Facing
 Karen Miller: Curled Feather Quilting on a Home Machine
 Joyce Hughes: Thread Painting, Before and After
 Lisa S. Stewart: Ankara Folded Hexie Blocks and Projects
 Ana Buzzalino: Paintstiks on Fabric with Stencils and Rubbing Plates
 Brenda Gael Smith: Piecing Freeform Banded Triangles

June 21, Monday 7:00 pm How to do Animal Portraits



Starting with a photograph, Coreen Zerr will present three different techniques - from super easy to more complex - to create a realistic portrait with fabric and thread. Join the fun and challenge yourself to try something new. Cutting fabric, use of inks, threads, and "stuffing" will be features of the presentation.

Workshops

This past year we have been able to keep our guild active with your participation in accessing Zoom lectures. We have managed to continue our community service through quilt and placemat creations. Thanks to Zoom, we have seen ways to use scraps and FQ's; we've been given suggestions for maximizing our workspace efficiency; and we've viewed the artistry of Japanese quilters. Thanks to Zoom, we have been able to be responsibly social with our Sew-In days and with our monthly meetings. Wouldn't it be wonderful to have

a few workshops using Zoom! Did we hear "Yes"? Then, the Program Committee needs another volunteer, or two, to help with this. Please consider this as a wonderful opportunity to bring another degree of normalcy to our guild.

Questions, sure we know you have a few, so feel free to contact Kathleen Kane at contactkkane@gmail.com or 250-802-3323 if you'd like more information or, better yet, to volunteer.



CINDY SCRABA

OWNER + THREADUCATOR

EMAIL cindysthreadworks@telus.net

TEL. 250.738.0560

SUBSCRIBE TO E-NEWSLETTER "THREADNEWS"
 THREAD TALKS • WORKSHOPS • TRUNK SHOWS

WWW.CINDYSTHREADWORKS.COM

Quilt Bee

Small crowd this month on guild day (3rd Wednesday of Month, 12 till 2). There were 10 quilts donated (see photos) and some kits and batting given out.

I have received new batting but have not cut it up yet. Will do over the summer.

Thank you to all the regulars, it's great to catch up. I wonder if anyone is interested in bringing a coffee and chair in June just for a year end chat?

Hopefully everyone is lined up for their shot.

Janet Knecht quiltyjan@gmail.com or 1-250-245-5936



Left: donation quilts by Linda Macey

Above: donation quilt by Heather Henderson

Placemats

Once again it was a beautiful day at the Curling Rink. We had 25 placemats and 1 tea cozy turned in, bringing our totals to 117 placemats and 25 tea cozies. Thanks to everyone for creating and donating these little masterpieces. It is great actually seeing some of the members as they drop off their placemats and quilts and, of course, I love seeing all the beautiful quilts and placemats. Please keep them coming. I will be in the Curling Rink parking lot again on May 19th and likely on June 16th from noon to 2 pm in case anyone has more placemats and tea cozies to donate. I still have some batting cut 13" X 19" available as well.

Your Placemat Committee, Heather, Norma and Maureen



Free Dahlias!

Our dahlia tubers recently came out of winter storage. About mid May many should be ready to go to new homes. I can probably bring some to the Curling Rink parking lot May meeting if we have one there. If you are interested, please phone 250-758-3866 (our phone does not take messages) or email davemcl@shaw.ca *Judith McLaughlin*



*Dying to shop?
Trying to social distance?*

**SHOP
ONLINE
NOW!**

www.kismetquilts.com

Kismet Quilts

BIB n' TUCKER QUILTING

May Sale

All **floral** textures and **floral** prints

Any fabric with a food item

1/2 m minimum cuts

20% - 30% off 2m+ (same bolt)

1006 Craigflower Road at Tillicum

Victoria BC V9A 2Y1

250-386-6512 (Tues - Thurs 11-3, Sat 12-4)

Donation Quilts

On a warm sunny afternoon at the Curling Club parking lot we got to see some familiar faces and have a socially distanced visit. We received 12 quilts – 4 lap size, 2 baby, 4 child's, 1 incubator and 1 quilt for Samaritan House. We gave out batting, backing and labels. Thank you to everyone who so generously donated quilts.

We were able to deliver 16 quilts to the Nanaimo Hospital Foundation for the NICU. In the words of Janice Perrino, the Chief Executive Director "there has been such a baby boom this year".

We continue to be in touch with the organizations the guild gives quilts to. At present VI SCAN and RCMP Victim Services are okay for quilts. We are hoping to make a delivery in May to organizations in need of quilts.

We will meet on May 19 at the Curling Club parking lot and again in June. As usual batting, backing and labels will be available. The donation committee continues to receive fabric, notions and other sewing supplies from family members when they are cleaning out a loved one's sewing room. Some recently received items from Lorraine Moore, who has passed away, have been passed on to the program committee. Other items are brought to the parking lot gatherings for distribution to guild members. Thank you

to Bev Morrison, Lorraine's sister for donating these items to the guild. *Bonnie Dormuth and Pat Clements, Donation Quilts Committee*

Membership

The Guild presently has 138 members. We would normally welcome early registration for the coming year 2021-22 but for now we will put this on hold until further notice. We need to see how the AGM and socializing conditions for future months develop. Continue to use the password from last year to access the Guild website. Keep in touch via the Newsletter and enjoy zoom meetings and programs that are scheduled. Let us keep our fingers crossed for the future! Quilt on!

Barbara Kerfoot, Laura Beswick, Membership



GalaFabrics

Gala Fabrics
104-1483 Douglas Street
Victoria, BC
Canada V8W 3K4

T: 250.389.1312
F: 250.389.1339
E: info@galafabrics.com
W: galafabrics.com



Q 16 Longarm SAVE UP TO \$5,500



- 16" throat space for big quilt projects
- Unique digital thread tension adjustment
- Easy threading, independent bobbin winder
- Quilting without foot control
- Stitch Regulation for perfect stitch

\$8,499 ...with Foldable table **Save \$3,500**

\$11,999 MSRP

\$9,999 ...with Koala Cabinet **Save \$4,300**

\$14,299 MSRP

\$10,999 ...with Horn Lift Table **Save \$5,500**

\$16,499 MSRP



STORE HOURS

Monday-Friday

10:00am-5:00pm Saturday

10:00am-4:30pm

Sunday Noon-4pm CLOSED

HOLIDAYS

We are located at

1930 Ryan Rd East, Comox,
BC

PH:250-339-4059 Email:
huckleberrys
@shaw.ca

**Check out our YouTube
Videos!**

Renovated and Stocked!

Duncan, BC @180 Trunk Rd.

Courtenay, BC @ 2175 Cliffe Ave.

Campbell River, BC @1100 Homewood Rd.

Notions

Fashion



Batting

Backing

Licensed

Cottons



@fabriclandblacksheepduncan
@blacksheepcampbellriver
@fabriclandblacksheepcourtenay



Library

Our guild library is still unavailable for our use; however, virtual borrowing of popular quilting magazines and books from our regional library is possible. Thanks to Barb Kerfoot for researching and submitting the information below.

Quilting Magazines Online at your Local Library

The Vancouver Island Regional Library has many quilting magazines that you can find online at your leisure. You only need a library card but that is free and easy to get.

You can borrow titles such as:

McCall's Quilting	Quilters Companion
Fons and Porter's Love of Quilting	Quilts for Today
Quilting Arts Magazine	Great Australian Quilts
Love Patchworks & Quilting	Weekend Quilting
Quiltmaker	Quilts from Precut Fabric
Today's Quilter	Fat Quarter Collection

The steps below were taken when using a PC laptop. For other devices, take a look at **Get Help** and then **Technology** headings on the library website for how to videos for downloading a special app called Libby which you will need.

1. Go to the library website at www.virl.bc.ca
2. Look for the heading **Read, Watch, Listen**
3. Select **Magazines and Newspapers**
4. Scroll through the list until you see **OverDrive**
5. You will probably need to launch the **Libby app** and answer some questions. It will tell you what to do if you do not yet have a library card.



This is Libby!

6. If you already have a card, enter your number and PIN and you will be on.



**Fabric
Patterns
Books
Notions
& more!**

Online shopping at www.UpYurQuilt.ca
24/7 from the comfort of your own home!

7. Find the Magazine list. You can **refine the search to subject Crafts** and look through over a hundred magazines to find ones of interest. Watch out you might get sidetracked with other craft titles!

8. Select any title you want and you can **read a sample or even borrow the whole issue**. Many have several issues with the current listed first. Scroll down for others that might be available.

9. Tap the page on the left or right to move back and forward through the issue.

In most cases you can have the magazine for **21 days** before it disappears and there are **no limits** on how many you can borrow.

Confused? Need help? Call your local library for assistance.

Enjoy reading in these covid times from the comfort of your favourite chair when the Guild library is not available to you.

You will also see that the library has many other online resources such as movies, music, audiobooks and ebooks to entertain you in your free time.



Pfaff Sewing Machine for Sale



Pfaff Ambition Essential purchased approximately 5 years ago. Cost was over \$1,000.00. Asking \$400.00 Like new, hardly used. Call or email Laverna Anderson 250-756-0446 or Lorrie.anderson@telus.net

Show and Share Page



Above and right: quilts made by Judith McLaughlin

Below: baby quilt made by Leslie McGeough, quilted by Philippa Gelinas



Below: donation quilt for Samaritan House by Nancy Lutes

Lower left on page 9: Quilt Bee donation quilt by Nancy Lutes

Lower right on page 9: donation quilt by Sue Creba



NQG Zoom Meeting Minutes April 21, 2021

Bonnie Eaton, Acting President, convened the meeting at 7:00 pm. Secretary: Norma Steven.

Minutes of March 17: approved as circulated in the newsletter.

Treasurer's Report: Accepted as presented. Finances are in good order.

Committee Reports

Membership: we currently have 138 members

Program: May 22 - 23 we will experience the Global Quilt Connection Sampler Platter. Coreen Zerr will be giving a one hour power point presentation on June 21 of how to do animal portraits using a variety of techniques.

Kathleen would appreciate another member becoming the host of the monthly Sew-In, if this event is to continue in the summer. Also needed, is a volunteer to assist with bringing virtual workshops to our guild.

Block of the Month: This month's sew-along is the Whirlwind Block. (directions on page 12). Sarah would appreciate receiving suggestions for future blocks, as well as receiving emailed photos of completed blocks.

Quilt Bee: Quilts for Haven Society were received at the Curling Club. Batting and backing are still available.

Placemats: Heather Henderson was grateful for the many placemats received.

CQA: Christine Hustins reminded us that there will be a virtual CQA Show this June, registration available soon. Lija Bane and Philippa Zapf will have entries in the juried section. Great work ladies, and good luck!

Library: Our guild library is still unavailable for our use; however, virtual borrowing of popular quilting magazines and books from our regional library is possible. This can be done with Libby, an app, and with your regional library

card (see article on page 7).

Nominations: There are still vacant positions, but Christine was happy to report that Barb Kerfoot, Val Ansell, and Judith McLaughlin have offered to serve in Membership, Challenge, and as Co-chair respectively. Suggestions for future Nomination Committee formation were discussed with the possibility of using a three person model suggested by Judi Moran. (see report on page 11).

New Business

Executive Report: Bonnie reported that the executive is working on a short survey for members in order to gain an understanding of how to better engage members and to understand some obstacles felt by some to serve on the executive and other positions. Equally important will be responses from those who have had positive experiences in their positions. Replies will be collated by Nancy Lutes. All comments are welcome and will be held in confidence. Please respond to the survey which will assist our guild in planning for the future.

Fabric Baskets: Christine Hustins displayed lovely, easy to make baskets (see directions pages 13 and 14).

Show and Share: Kudos to the fourteen ladies who inspired us with their quilted items, and for Coreen Zerr, who gave a tour of her new "carless studio".

Bonnie adjourned the meeting at 8:04 pm.



CQA Report

From Carole McCarville and the CQA monthly newsletter: "Ah, spring is here! Which means CQA/ACC is going into high gear preparing for our first virtual Quilt Canada conference, A Celebration of Quilting in Canada" (June 16-19, 2021).

The website, canadianquilter.com, will be adding new details about the virtual conference in the coming weeks. Please check back often to see the latest information.

Here are a few items for you to consider.

Check out the offerings at the virtual Quilt Canada conference, "A Celebration of Quilting in Canada."

- Dream about winning one of the 4 grand door prize machines and the daily thread prize, offered at the virtual conference, generously supplied by our sponsors.
- Register on April 20, to attend the virtual Quilt Canada conference "A Celebration of Quilting in Canada"
- Enter the "Ties That Bind" Individual Member Challenge and/or the 2021 TrendTex Challenge.
- Mail in a red fat quarter of fabric for a chance to win 8-

12, in the 40th Anniversary Fat Quarter Lottery.

- Mentor a younger quilter and help them to enter the 2021 CQA/ACC Youth Challenge – BFF (Best Friends Forever).
- Meet the new Magazine Editor and our two new Board Members.
- Save the date, May 15, 2021, for a zoom webinar by Linda Schmidt.
- Look in May's CQA newsletter for information about another fun 40th Anniversary Contest - "The Masked President Challenge."

Visit canadianquilter.com to join or browse to see what's offered by this national quilt support group. You can visit the CQA blog for updates on events: <https://canadianquilter.com/blog/> and the facebook page for sharing quilt talk and photos. CQA can also be found on Instagram and Twitter so there's no end of fun things to look at and learn about!

Take care everyone, until next month.

Christine Hustins, CQA rep



QUILTING AND FABRIC SHOP

CHITTER CHATTER FABRICS

CHITTERCHATTERFABRICS.COM

❖ GREAT SHIPPING RATES
WITHIN CANADA

❖ IN-STORE SHOPPING

❖ CURBSIDE PICK-UP

604-856-0420

6070 Beatty Rd Abbotsford



From the Maternity Ward of NRGH . . .

I thought you might like to see what we do with the quilts we receive for NICU and for maternity. The quilt keeps the baby in low light to allow them to sleep in comfort and then they go home with the family as a special memento. If you ever feel you aren't doing enough for this hospital, call me, I will remind you how important your work is to all of us.

Hugs to all of the quilters! *Janice Perrino, CEO, Nanaimo and District Hospital Foundation*

Note from Lisa in the NICU: "Another heartfelt thanks for the new shipment of quilts. They are so beautiful and the families just love them. Here is a picture of one on the incubator of a baby. These quilts are with them for their entire admission and then go home with them. Its pretty special."



Nominations Report

As the pandemic drags on I know it's hard to think about being able to attend real guild meetings again but I'm hopeful that will happen by the end of this year. In the meanwhile we need to keep the guild going and to that end we are doing our best to continue behind the scenes work, make plans for whatever comes to us in the next year and bring regular updates to you through the newsletter, ecasts and regular meetings via Zoom.

We have a number of members willing to stay in their current positions or take on something new during this

time, which we're very grateful for, but we still have need of a few more.

Most importantly, we need a President or co-President. Judith McLaughlin has volunteered to co-chair as a back up person in the President role. This makes the job as easy as it will ever be for someone to step in and help her. Judith has co-chaired this job before so you'll have the benefit of her experience plus the assistance of past Presidents and other committee chairs. This is a position we need to have filled to keep our guild running smoothly

so I hope someone will come forward to take this on.

Other positions we have open are :

Vice President and Second Vice President

Coffee Committee (to be in place when regular meetings begin again)

Program and Workshop volunteers. The committee needs several more helpers please.

We thank Judith McLaughlin for volunteering to co-chair the President job, Barb Kerfoot for taking on chair of Membership and Val Ansell who has agreed to host a Challenge for us again this year.

Please show your support for our guild by attending the May meeting and stepping up to help if you are able.

*Christine Hustins, Past President,
Nominations*



SERGE & SEW

105 Nored Plaza
6750 N Island Hwy . Nanaimo, BC
250-390-3602. www.sergesew.com

Authorized Dealer for PFAFF & BABYLOCK
Sewing machines, sergers & machine repairs.

20%

Mother's Day Coupon

20% off regular priced fabric, patterns
and notions.

One time use in May 2021



20%

Check out our VERY large selection of bag
samples, patterns, and hardware.

A home away from home for all your quilting needs:
Books, Patterns, Fabric & Notions!

Block of the Month Sew-Along



Hi all, I can't believe that we are almost done with April. It's been a busy month for me as I have decreased my hours at Quality Foods so I can work on more customer quilts. It was a good move but it made me decide to do a nice simple, quick block for this month.

It's a wonderful 12 1/2" unfinished block called Whirlwind and I hope you like it too. The link is: <https://www.sewcanshe.com/blog/2016/4/29/classic-blocks-fresh-fabric-the-whirlwind-quilt-block> by Caroline Fairbanks-Critchfield. She has a wonderful step by step post and her web site is well worth checking out. To preview: the block uses 2--WOF strips (a focus and a background). I used Easter eggs for April but as always choose fabrics that you like.

If you like, send me pictures of this and past blocks so I can make a slideshow to show at the next guild meeting. I know everyone would love to see how you are getting along. Plus if you would like to talk about your block in the meeting you're are more than welcome to. If you haven't been to a zoom guild meeting I hope you will next time as it is wonderful to see everyone and catch up on what they are up to. Plus you get a peak into their homes. Lol.

Sarah Beyer of Sarah in Stitches Longarm Service, sarahbeyer@shaw.ca, 778-269-2380 (call or text)

“Discover the world of sewing!”
“Wander through our store for a refreshing experience”

Your One Stop Quilting and Sewing Machine Store on Vancouver Island!

Yes, We are open!
Store Hours
Tuesday to Saturday
9:30-5:30 Each Day
Closed
Sunday & Monday

REWARD CARDS ARE BACK!
Curbside Pickup and Mail Order Available
Call Us!

Hours: Tues.-Sat. 9:30-5:30
Closed Sunday's & Monday's

“Like” us on facebook
 Snip & Stitch Sewing Centre Follow us on Instagram
 @KathySchroter

#1-4047 Norwell Drive
 Nanaimo, B.C. V9T 1Y6
 1.250.756.2176
 1.800.789.1730
 Email: info@snipandstitch.com
 www.snipandstitch.com

BERNINA made to create **JANOME**

FABRIC BASKET

submitted by Christine Hustins Copyright by Shabby Fabrics

Please note: all seams are 1/2" WOF= Width of fabric
Finishes to approx. 10" x 9" x 7"

REQUIRED MATERIALS

- 1 Magic Pillowcase Kit, Standard Size
- 1/2 yard fusible fleece (44 -45" wide)
- 1 yard fusible interfacing (20" wide)

RECOMMENDED PRODUCTS

- Creative Grids - 4 1/2" square ruler
- Olfa 45 mm Rotary Cutter
- Clover Point 2 Point Turner
- Clover Wonder Clips
- Clover Flower Head Pins

(all available at ShabbyFabrics.com)

CUT FABRICS

From **main body** fabric, cut:

- (1) 18" x WOF strip for **outer Basket**
- (1) 8" x WOF for **lining**

From **cuff** fabric, cut:

- (1) 9" x WOF for **lining**

From **accent** fabric, cut:

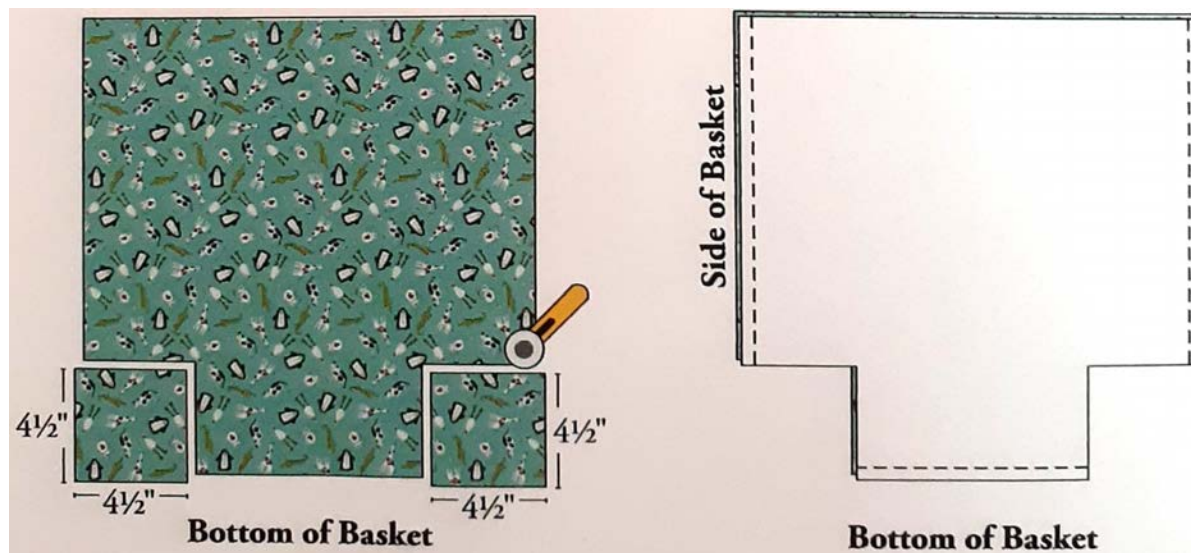
- (1) 3" x WOF for **lining**

OUTER BASKET

Fuse fusible fleece to wrong side of outer basket fabric. *Because fusible interfacing can be sensitive to heat, we recommend ironing from the fabric side or using a pressing cloth.* From this, cut (2) 18" x 18" squares. Quilt if desired.

Cut 4 1/2" squares from bottom corners. (**IMPORTANT:** *If you are using directional fabric, note orientation is right side up before cutting.*)

Align squares, right sides together, and sew along sides and bottom with a 1/2" seam allowance, leaving notched corners open. Press seams open.



© 2021 Shabby Fabrics

Fabric Baskets Page 2

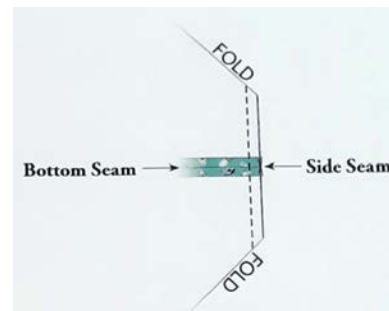
BOXED CORNERS

Fold fabric so the two raw edges of a notched corner are in a straight line, matching the side seam with the bottom seam. Sew along raw edge with a 1/2" seam allowance.

Repeat for the corner on the other side.

This is your Outer Basket.

Do not turn right side out. Set aside for a later step.



LINING

Join 3" strip, 9" strip, and 8" strip as shown (right) using a 1/2" seam allowance. **(IMPORTANT: If you are using directional fabric, note orientation before sewing. The 3" strip will be folded to the outside of the basket, so it should be oriented "upside down" in this arrangement.)** Press seams open.

From this, cut (2) 18" x 18" squares.

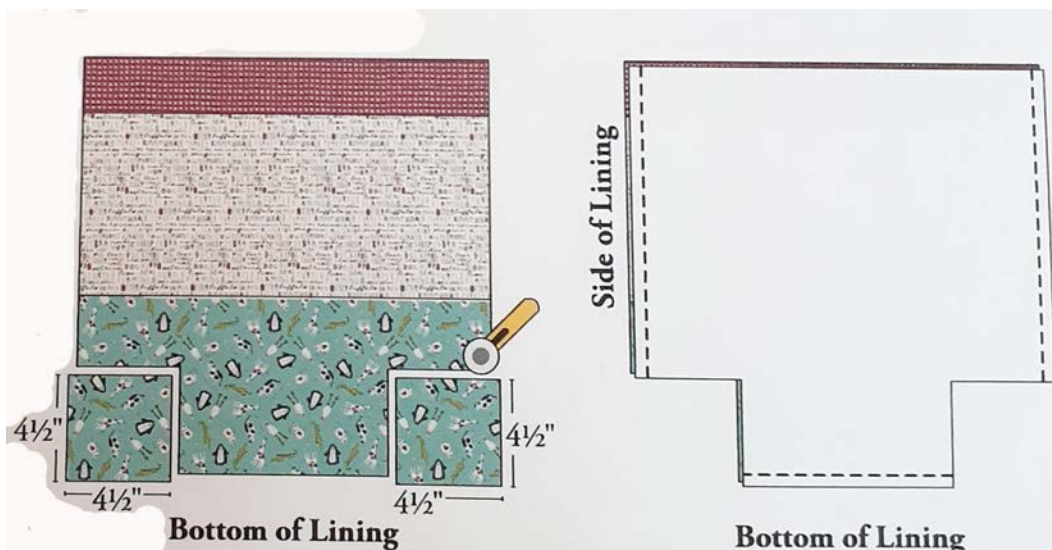

From fusible interfacing, cut (2) 18" x 18" squares.

Fuse fusible interfacing to wrong side of each pieced lining square. *Because fusible interfacing can be sensitive to heat, we recommend ironing from the fabric side or using a pressing cloth.*

Cut 4 1/2" squares from bottom corners.

Align squares, right sides together, and sew along sides and bottom with a 1/2" seam allowance, leaving notched corners open. Press seams open.

Refer to Boxed Corners instructions above to box both corners. This is your lining. Turn right side out.



ASSEMBLE BASKET

Place Lining (right side out) inside Outer Basket (inside out), aligning raw edges and matching Side Seams. Sew around edge with a 1/2" seam allowance, leaving a 6" opening for turning.

Turn through opening. Use point turner to push out seams fully. Fold opening inward 1/2" and press. Use Wonder Clips around entire perimeter to secure opening and prevent seams from rolling inward. Top stitch 1/3" - 1/4" around entire perimeter.

Fold top edge down and out about 3" to create a cuff.

© 2021 Shabby Fabrics