

Nanaimo Quilters Guild

Volume 41 Issue 7 ~ March 2025

www.islandquilters.ca

Next Meeting

March 19, Nanaimo Curling Club, doors open at 1:00 and 6:00 pm, meeting at 1:30 and 6:30 pm

Program: Stacie Wilson from Troll Brothers in Shawnigan Lake will give a talk and have a Pop-up shop.

Next Executive Meeting (Zoom) March 12, 1:30 pm

Newsletter Deadline

March 21

Refreshments:

In March, members whose last names start with the letters M, N, and O, it's your turn to bring goodies to the meeting for our coffee / tea break. Consider bringing a treat that was popular 40 years ago in the 1980s!

In our newsletters' online version, blue lettering gives a live link to websites and email addresses. Best viewed in Google Chrome (may not work on a Mac).

See what our Guild and its members are up to. You can submit photos of your quilts to our Facebook and Instagram sites. Click on the FACEBOOK link [here](#)

Guild Website

The Members Only section password is printed on the back of your membership card. If you have something of interest for our Guild web site, please send it to Sue Creba at smcreba@gmail.com

Presidents' Pen

National Quilting Month: MARCH

How are you going to celebrate your year of quilting? Hang a new quilt, give a friend a warm hug, make a plan for 2025 projects, or participate in National Quilt Day on March 15 by hanging a quilt outside for your neighbours to enjoy? I have started recording my quilts in a collectors' database with pictures and information to help me remember what I have accomplished in my quilting journey.

I really enjoy visiting local quilt stores (LQS) to see and touch the fabric and I really appreciate having the supplies I need when I want them close by, but we have lost two local quilt stores this winter (Sweet Pea and Kismet-still online). In this time of political uncertainty it is also important to give the local quilt stores our increased support.

One of the goals of the Executive is to continue growing our membership. One of our best ways to recruit new members is you! Guild members who bring a guest frequently find they will join. This is a great time to try this as guests are free and a new membership for the remaining meetings this year is only \$20.

Stacie Wilson from Troll Brothers in Shawnigan Lake will present ideas for new projects at our March meeting. If you watch Stacie's Youtube (Live on Tuesdays at 5 pm) you know that you will be entertained. There will also be a pop-up shop. If you want items from her website order online at <https://trollbrothersquilt designs.com/> Choose the "Pick Up" option and clearly state in the message box that the delivery is to the NQG on March 19.

Many of our members worked with Cindy Scraba of Cindy's Threadworks and were very saddened to hear of her passing. Her husband, Wayne, has let us know that Danielle King is purchasing the company and will re-establish the business in the Lower Mainland. We look forward to the re-opening soon. www.cindysthreadworks.com

Happy quilting, *Ellen Ellis & Kathleen Kane, your Co-Presidents*

Program

I trust everyone enjoyed Debbie Hollett's slide show and samples. Looking forward to her trip to Turkey.

We have a UFO day at Jonanco on March 8th.

Clothesline / rope bowls at Jonanco on Saturday, April 12th.

Studio Tours on Saturday and Sunday, April 26th and 27th. Please let me know how many would like to visit member's quilt studios.

Vicki Zoltay, Lorraine Daley and Judy Hunter

Library

As always thank you to everyone for promptly returning materials. There may be some confusion as to when the books signed out in February are due. Some date due cards may be stamped with a return date of March 19 and others April 16. The Library will be in operation at the March meeting so it would be great if everyone could bring them on the 19. Thanks so much.

The Library Team

NQG Box 943 Nanaimo BC V9R 5N2

Editor smcreba@gmail.com

Placemats

Well, again, thank you all for your placemat donations. They are beautiful. I love this job as it always amazes me how talented and generous our members are. We took in 32 placemats at the February meetings so our total is now 175 placemats and 4 tea cozies. I think you may get a chance to admire them at our 40th anniversary celebration tea at the meeting in April. Keep them coming while the weather is too cool for gardening.

Also, I am looking for a Placemat Committee volunteer who attends the Evening Meeting if possible. If you attend the evening meetings and are looking for a committee to be on, think of us and email me at heatherhenderson@shaw.ca. It just involves picking up the placemats at the end of the meeting and letting me know how many and I will pick them up from you at a later date. *Your Placemat Committee, Heather, Norma, Maureen*



Donation Quilts

At our February meetings, we received 4 lap quilts, 4 NICU quilts, 4 baby quilts, 4 kids' quilts, 1 wheelchair quilt for a total of 17 quilts, 1 tote bag and 50 baby premie hats. NRGH has told us that we can stop knitting premie baby hats, as they have more than they need for the future.

Thank you for your continued generosity! We will have batting, backings and labels available. We have some batting that is NICU quilt size and some larger pieces.

Donation Quilts Committee, the Scrappy Bags



GalaFabrics

Gala Fabrics
738 Caledonia Ave
Victoria, BC
V8T 1E5

T: 250.389.1312
E: info@galafabrics.com
W: galafabrics.com



Membership

Thanks to those who continue to renew and join, our membership now stands at 131 quilters. Those of you who have not renewed or wish to join can still do so by visiting our website islandquilters.ca. Look under the **Membership tab** for details on how to renew or join.

The Membership fee for the rest of the 2024/25 session is reduced to \$20. If you need the newsletter mailed it is an additional \$8.00

If you are comfortable with e-transfers and an online fillable pdf membership form, memberships can be done quickly and efficiently by emailing to membershipnqg@gmail.com. Not sure if you have renewed or have questions about how to become a member? Check the list on the website, or send an email to membershipnqg@gmail.com. Those without internet can call 250-751-1515 or 250-616-1380. We are still happy to welcome renewals and new members.

Barb Kerfoot & Laura Beswick, Membership Committee

Quilters' Chat Room

Ellen recommends:

I am getting batting scraps ready to make a jelly roll rug. This site is a great overview of how to make a rug: <https://createwhimsy.com/projects/how-to-make-a-jelly-roll-rug/> If you need a pattern, then R.J. Designs is a very popular pattern and it is available in round/oval and rectangle. For an entertaining and educational look at the process join **Uniquely Mateo** on Youtube for her take on making rugs. Amanda is funny, real and engaging. While watching, check out how she stores and accesses rolls of batting, definitely a space saver!

How to wash and take care of a quilt

<https://www.toadandsew.com/blogs/news/how-to-wash-and-take-care-of-your-quilt>

Kathleen recommends:

Meg Cox at **Quilt Journalist Tells All** does just that by highlighting new information about the quilting world each month. The January edition discussed the impacts of the Missouri Star Quilt Company purchasing a large share of Robert Kaufman Fabrics. You can subscribe to her blog at megcox.com or follow on Instagram at MEG4Quilts.

I was introduced to Yvonne Fuchs, aka **Quilting JetGirl** quiltingjetgirl.com by Becky Keizer. Yvonne's quilts are very modern and graphic which might not be your style. But as a former aerospace engineer, she is into precision, and this is reflected in the patterns she creates and the generous tutorials on her website. I subscribe to her blog so I get emails every couple of weeks updating me on her latest quilt undertakings. She also takes part in a number of quilt challenges and shares her progress on those which can be quite amazing.

If you have a recommendation for the next newsletter, please send in your idea along with why you are making this recommendation and the web link to: ellenellis53@gmail.com

From Our Facebook Page

"Hello. I have a strange request. My name is Peter Ford and my mother Mollie Ford is a lovely 103 year-old resident in Dufferin Place Seniors Centre.

My brothers and I live out of Nanaimo, so we hire people to come in for an hour or two once or twice a week to keep Mom company. We pay \$25 per visit.

We've just lost Mom's favourite visitor to health problems, so we're searching for a new companion. I just felt that your group may have many of what I'm guessing would be lovely, warm people who may be interested in spending some time with a fascinating Centenarian.

Please let me know if any of your members would be interested. Thanks so much."

Peter Ford peter@peterford.ca or 214-908-4893

Cindy's Threadworks

Since the passing of Cindy Scraba, her business, Cindy's Threadworks, has been sold. A very nice lady by the name of Danielle King will be taking over the business. She is keeping the name and moving the physical location back to the lower mainland in BC. Danielle is an accomplished seamstress with considerable hands-on experience in the film industry (garment and costume creation). Danielle's work is stunning and much of it certainly does qualify as top tier fabric art.

Cindy's husband Wayne expects it will take 30 to 60 days to make the transition, and says, "Please support Danielle! Her wish is to operate and expand the business in Cindy's honour and memory. She intends to maintain the familiar product lines you have come to know and love and also add more product. I'm absolutely delighted! It's a perfect fit and Danielle is a wonderful down to earth and gentle soul. You will love her!" Wayne



Your new favourite quilt shop is online only!

www.harbourcityfabrics.com
Victoria, BC





THREAD CANDY SHOPPE + MORE!

QUALITY THREADS + ESSENTIALS

FOR QUILTERS • STITCHERS
APPLIQUÉ • FIBRE ARTS

SUBSCRIBE TO E-NEWSLETTER "THREADNEWS"

**SUPERIOR & AURIFIL
THREADS RETAILER**

EMAIL cindysthreadworks@telus.net CELL: 250.713.6291

ON-LINE ORDERS SHIP FROM DELISLE, SK

WWW.CINDYTHREADWORKS.COM

2024 / 2025 Challenge

"Time Flies, Celebrating 40 Years"

Hope you are doing well with your Challenge pieces so far. It's always so inspiring to see the various ways people interpret the themes.

I've been brainstorming ideas related to 40 and thought I would share a few to encourage those who, like me, may not have started yet. (Ruby Gemstone, Gladiola, Ruby Red Roses, as well as concepts that 40 signifies: New Life, New Growth, Transformation. There are also scriptural representations such as The Great Flood, a Time of Trial or Testing, Uncertainty, Difficulty, Wandering and Wondering).

Maybe you would like to express 40 in a concrete way with items such as buttons, crystals, or other bling from Michaels that has some meaning to you.

Maybe you'll be inspired to work 40 in with the "Time Flies" aspect of the Challenge title.

Hope this provides you with some food for thought. Good luck to you all. Pieces are due at either of the April meetings.

Vicki Dods & Jeannette Blackmore, Challenge Coordinators


2025 Quilt Bee

Quilt Bee was held January 25, 2025 at Oliver Woods Community Centre. It was attended by 32 guild members and was a great success.

To date we have received 25 quilts and 3 tote bags for Haven House.

Thank you ladies for your participation and inspiring quilts. *Joan Irving, Janet Knecht*

Below: two of the over two dozen Quilt Bee quilts



BARB DICKIE QUILTING

Computerized Longarm Machine Quilting

Phone 250-758-4048

Cell 250-619-2621

barbdickiequilting@shaw.ca

barbdickiequilting.com



Carol Grant Powell

Owner

250-667-6535

carols_corner@yahoo.com

#101 - 890 Grace Street,

Nanaimo, BC, V9R 2T3



The Cloth Castle
786 Goldstream Ave
clothcastle.com
250.478.2112

- Fabric Friday save 20% off fabric
ONLINE & IN-STORE
online discount code
FRIDAY20!

Visit our website to shop online!

General Meeting Minutes of February 19, 2025

Call to order: 1:32 pm by Kathleen Kane, Co-President

Hospitality: Afternoon: 70 members, 2 guests. Evening: 24 members.

Moved Moved by Lorna Craig and seconded by Judy Peterson to accept Minutes of October 16, 2024 General meeting as published in the newsletter. Carried.

Correspondence: Thank you letter from Haven House.

Treasurer's report: posted on the notice board

Committee Reports

Program: Vicki Zoltay reported that there was interest in having the Knife Sharpening presentation for the evening meeting in October. In March, Stacie Wilson from Troll Brothers will give a talk and have a Pop-up shop. March 8: UFO workshop at Jonanco. April 12: Rope Bowls. We are working on having Studio Tours hopefully in April.

Placemats: Thank you for donations. Please sign in your donations.

Block of the Month: The Christmas tree blocks were

on display. The March block will be a violet flower done in purple.

Quilt Bee: The January 25th Quilt Bee at Oliver Woods was very successful.

Membership: Barb Kerfoot announced that we have 5 new members today. Renewals will begin in April.

Nominations: Terri asked members to consider taking on a role in the executive or on committees. The job descriptions are on our website. To date we need a Vice President, a CQA Liaison, and a Challenge Coordinator

40th Anniversary: Today's list is to write down the name of your favourite quilt block.

Val asked members to bring in their small quilts, minis, former challenges or wall hangings to be displayed for our 40th Anniversary tea. Please put your name on the back, no sleeve is necessary. **Bring your quilts to the March meeting.** If you have a vintage quilt (any size), they would also be welcome.

Sew In: Kathleen reminded members of the zoom Sew In every month and encouraged members to give it a try, even if you just drop in to say hello. Sue sends the log-in a few days before the meeting.

Program: Debbie Hollett gave a very interesting, informative, and inspiring presentation on her recent textile tour to Thailand, complete with gorgeous photographs and samples of hemp, cotton, and silk items made by hand. She very generously donated a lovely handmade bag for raffle.

Raffles and Draws:

Show and Share: Vicki Zoltay (eve) Bonnie Dormuth

Hospitality: Ena Newman (eve) Sandra Radley. The bag donated by Debbie Hollett was won by Daphne Graff.

Mystery fabric: Linda Robinson (eve) Maggie Warren,

Raffles: Cathy Proctor, Eleanor Martin-Law, Kathy Doyle, Eleanor Martin-Law, Janet Knecht, Betty Hamilton, Anni Rauer-Bothwell, Carolyn Hunter. (Eve): Sharon Horncastle, Laura Beswick, Maggie Warren, Bonnie Palfy

Block of the month: Ena Newman

Meeting adjourned at 3:18 pm

Submitted by Val Ursulak, Secretary

Editor smcreba@gmail.com

Visit our
**Online
Shop**

Open 24/7

www.hamelsfabrics.com



Our Storage Locker

During the last month I have been reorganizing the "travelling kitchen totes". These are the main Kitchen totes for all events including Quilt Bee, Workshops and the End of year picnic.

Contained are salt and pepper, sugar, stir sticks, trivets, dish cloths and tea towels along with dish soap, some garbage bags and large serving utensils. There is also a coffee machine and tea pot including plain tea bags, a few mugs and some paper plates. Also an assortment of plastic utensils and pot holders. There isn't any coffee in these bins. You must buy coffee for each event along with cream and milk. Buy both small packages of decaf and regular. Any coffee not used donate to guild meetings. Buy fresh each event.

There are also two Picnic Totes that have some items but you will need to take the travelling kitchen totes as well.

The Christmas Social tote has only games decorations and a few plastic table cloths. Take kitchen totes depending if needed re: trivets

If a pot luck is on the agenda you will need to collect all trivets from all the totes to have enough. Please return a few to each tote.

Shortly I will have inventory sheets on each tote. Everything is well marked. Dish cloths need to be washed and returned each time.

Please note, in the future there is really nothing to purchase as we have many thread bags, napkins, sugar, salt, pepper, tape. Space is limited so please be mindful.

As well as the totes there are a few boxes of EXTRA utensils, soap, napkins as well as larger serving bowls, jugs for water, measuring vessels.

If any questions or concerns please come and talk to me. Thanks for your attention.

Janet Knecht quiltyjan@gmail.com

since  2006

QuiltNut Creations

curated fabric — longarm quilting

604 798 3670
Quiltnutcreations.com
quiltnutcreations@shaw.ca

Quilt Shows

Too Much Stuff Garage Sale, Nanoose Bay Library Hall, Northwest Bay Road, Nanoose Bay, March 22 10 am - 3 pm. A fun garage sale by the Nanoose Quilters Group. Join us for a coffee (bring your own mug). Please park at the side and back of the hall to leave room for library patrons at the front. Contact Barb Wilson for further information barbwilson2012@gmail.com

Timberlane Quilters "Celebration of Today's Quilts" Quilt Show, Saturday March 22 10-5, Sunday March 23 10-4, \$6, Dwight Hall, 6274 Walnut Street, Townsite, Powell River www.timberlanequiltersguild.ca

Westshore Quilters' Guild Sew Magic, Evening Gala Thursday April 3 7-9 pm (\$15 - also allows entry to Show) Show April 4, 10-5, April 5 10-4, \$10 for both days. Juan de Fuca Recreation Centre Main Building, Upper Arena, 1767 Island Highway, Colwood westshorequiltersguild.ca facebook.com/WQGShow



105 Nored Plaza
 6750 N Island Hwy. Nanaimo, BC
 250-390-3602. www.sergesew.com

Authorized Dealer for PFAFF & BABYLOCK
 Sewing machines, sergers & machine repairs.

- * We carry a large selection of hardware, notions, patterns and fabrics for BAG-MAKING!
- * New Kits available.
- * Watch for our Spring Classes starting in February 2025 - please visit our website or phone us for more information.



Pattern: Gnome-Mania!!! February Valentine Vic by Ribbon Candy Quilt

40th Anniversary Update

To celebrate the guild's 40th anniversary we are gathering lists of our favourite quilty things throughout the year.

The topic for February was "My favourite quilt block". These answers are in order of most popular:

Stars (Ohio Star and Wonky Stars were also listed)

Log Cabin

HST (half square triangles)

Flying Geese

Bear Paw

Storm At Sea

Celtic Twist

Scottish Patch

Uneven scrappy blocks

Sunbonnet Sue

Any block you can turn different ways to achieve a different pattern

Thanks for all the great block picks!

Members - please bring your **small quilts** (no larger than 30"x 30"), minis, wall-hangings, former challenges etc. to the MARCH MEETING. We would like to decorate the hall with them for our Anniversary Tea at the April meeting. Hanging sleeves are not necessary but be sure to have your name on the back. Vintage quilts (any size) are also welcome. *Thanks, Val Ursulak*



**Find Vintage, Local,
and Eco-Friendly
Supplies at
thegreenthimble.ca**

2950 Douglas St. #400 Victoria, BC
(We're moving March 2025!)



We are located at:

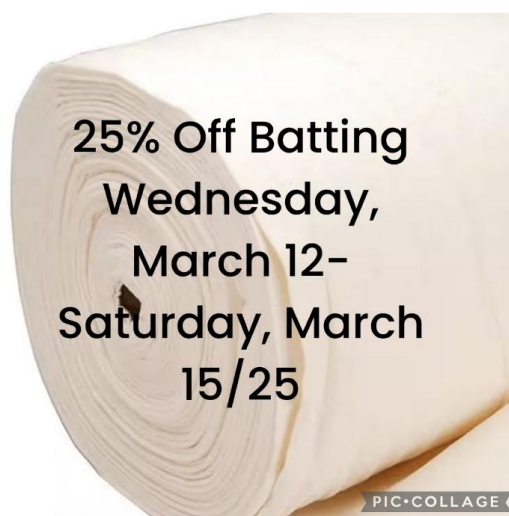
1930 Ryan Road East Comox, BC V9M 4C9

Contact us at:

(250) 339-4059

or Toll Free 1(877)339-4059

email: huckleberrys@shaw.ca



**Also 60% off Christmas & Halloween Fabric
Wednesday, March 12-Saturday, March 15/25**

2025-26 Guild Year Nominations Report

This is the time of year we begin to set things in motion to ensure we have members in key positions for the start of the next guild year. Many members have taken on a variety of roles over the years of their membership to support the guild activities we all love and to guide our direction. It is strongly recommended you review the job description for any role you're interested in. They are listed in the Members Only section of the website. At this point we know we are seeking volunteers for the following positions though not all the members currently acting in committee/task positions have been contacted yet (so there may be more opportunities):

1st Vice President: The job description for this executive position is in the Members Only section of the guild website. Key functions include participating in zoom executive meetings, acting as the liaison for the guild with respect to our regular monthly meeting bookings and room setups with the curling club manager, attending the afternoon meetings. The current 1st VP is Christine Hustins, who would be happy to share her thoughts on the position and orient a new VP. Christine's contact info is on the member listing in the Members Only section of the website, or you can speak to her at the next meeting.

Challenge: The job description for this position is in the Members Only section of the guild website. The person or people coordinating the guild annual challenge essentially decide on the theme for the challenge, prepare and distribute the materials, accept finished challenge projects and lead the voting and awards. This can be a fun activity to take on with another guild member. Please feel free to speak to Vicki Dods or Jeannette Blackmore who have been coordinating the Challenge for a few years. They'll be happy to give you more information.

Program Committee: The job description for the program committee is in the Members Only section of the guild website. This important committee is recommended to be taken on by a group of around 3 members who are interested in planning and organizing programs for some of the monthly meetings and possibly a workshop or two. Program planning for the beginning of the guild year will have been done before the year begins, so a new committee will finalize the details, introduce those programs and plan for the next year. If you are interested in learning more, please contact Co-

President Kathleen Kane.

Hospitality (Evening): The job description is in the Members Only section of the website. The hospitality team are those you greet you on arrival, coordinating your sign-in/out, the nametag draw and welcoming guests. The afternoon meeting hospitality team ensures the materials and prizes are ready for the evening crew. If you attend evening meetings and would like to try this engaging role, feel free to talk to Sandra Radley and Val Ansell at the next evening meeting, or give them a call. This is a great opportunity for new members, as it helps you get to know everyone!

If you are interested in any of the positions listed above, please reach out to the person listed in the description or any executive member.

Thank you for supporting guild activities,

Terri Askham, Nominating Committee

Your One Stop Quilting and Sewing Machine Store on Vancouver Island!



2025 SAVINGS - 20% OFF
ALL REGULAR PRICE MERCHANDISE

Excludes sewing machines, furniture
and all items ending in .99

Bring in this Coupon to Redeem.
 Cannot be combined with other offers.

Expires June 30th, 2025

OPEN: Tues.-Sat. 9:30-5:30
CLOSED: Sun. & Mon.

"Like" us on facebook
 Snip & Stitch Sewing Centre

Follow us on Instagram
 @KathySchroter



Snip & Stitch
 SEWING CENTRE
 NANAIMO

#1-4047 Norwell Drive
 Nanaimo, B.C. V9T 1Y6
 1-250-756-2176
 1-800-789-1730

info@snipandstitch.com
 www.snipandstitch.com

**Authorized
 Dealer of:**

BERNINA
 made to create

**Husqvarna
 VIKING®**

JANOME
 Reliability by Design

Travel Pursuits for Quilters

Travel and quilting, what an interesting idea! The idea of a quilting cruise was talked about at a recent Guild meeting and in February Debbie Hollett showed us photos of her trip to Laos and Vietnam to explore fabric arts such as dyeing, weaving and embroidery. This certainly has intrigued me, how about you?

Here is a little information to get you exploring:

Debbie joined a tour organized by **Retreat/Recreate Creative Tours** from Australia which offer creative, immersive, socially responsible small group women's textile and handcraft tours in Japan, India, Morocco, Thailand, Laos, Türkiye, Australia, Indonesia and Iceland with New Zealand, Jordan and Silk Road itineraries on the horizon. <https://retreatrecreate.com>

My daughter travelled to Luang Prabang, Laos with Toronto artist and fabric designer **Arounna Khounnoraj** back to her home in Laos to explore local crafts people and learn about silk weaving, natural dyeing, batik drawing and bamboo weaving. Participants were from around the world. Her trip was organized by **Ace Camps**

Travel from California who design trips around the world including Portugal, Japan Mexico, Italy and Thailand, each with a special focus such as fabric, crafts, food and/or wine. Very small groups travel together with participants from around the world. acecampstravel.com

The third example is a cruise to Alaska aboard Celebrity Cruises with 18 hours of classroom time with Stephanie Soebbing of Quilt Addicts Anonymous. This trip is organized Castle Sewing from Langley who are providing Brother NQ575 sewing machines and Ray Evertsen of RGE Travels from Florida. The trip must be booked by March 29 for sailing on Celebrity Solstice on July 13-20, 2025. Along with the fantastic scenery and regular stops and cruise perks, there are 18 hours of quilting instruction, and an exclusive pattern. Full details were emailed to members.

This is a small selection of travel opportunities for quilters. There are bus trips, quilt shows, shop hops and exploring the world. Time to get started!

Ellen Ellis



**February
Show
and Share**



SHOP ONLINE

*Our entire store
is at your fingertips*

www.kismetquilts.com

Kismet Quilts



February Show and Share






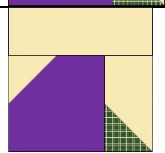
February 2025 Block of the Month

The February block finishes to 12" (12 1/2 x 12 1/2 raw edges). Eno Newman was the January BOM winner who won the 10 submitted entries. For every block made and submitted, your name is added for the draw to win all the blocks for the month. If 3 are submitted, then 3 entries with your name are included. Draw for the blocks will be held at the evening meeting. Colours will be recommended for each block. All the blocks will finish to 12 inches, so if you wish to make the block but do not submit, you can make your own sampler quilt. (If not being submitted, colour scheme does not have to be adhered to.) The guild will offer a prize to the winner when the quilt is completed within 2 months of the submission day AND the finished quilt is donated. Questions? Lidia Hak at Lidia.hak@protonmail.com

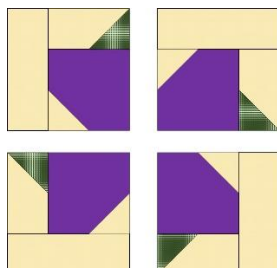
Cutting instructions & Colour suggestions

Background	Cream/light beige/light yellow	4 @ 2 ½ inches x 2 ½ inches 4 @ 2 ½ inches x 4 ½ inches 4 @ 2½ inches x 6 ½ inches
Flower	Purple	4 @ 4 ½ inches by 4 ½ inches
Leaf/Extra petal	dark green, brown, purple	4 @ 2 ½ inches x 2 ½ inches

Make 4 Units:

<p>Draw diagonal line on the backs of the 2 ½ inch background squares. This is the <i>sewing</i> line.</p> <p>Right sides together line up square to the top right corner of a 4 ½ inch x 4 ½ inch flower square.</p> <p>Sew along diagonal. Trim excess fabric.</p>	
<p>Draw diagonal line on the backs of the 2 ½ inch leaf/extra petal squares. This is the <i>sewing</i> line.</p> <p>Right sides together line up square to the bottom right corner of a 2 ½ inch x 4 ½ inch background rectangle.</p> <p>Sew along diagonal. Trim excess fabric.</p>	
Using a scant ¼" seam add section with the leaf to the right of the flower section	
Add 2½ inches x 6 ½ inches background piece to the top of the unit.	

Assemble four units to make a flower:



February Show and Share



Mar. 1st - 31st, 2025
All Floral Prints
30% off Reg. Price



Langford-
117, C2401 Millstream Rd.
[@blacksheeplangford](#)

Duncan-
180 Trunk Rd.
[@blacksheepduncan](#)

Courtenay-
2175 Cliffe Ave.
[@blacksheepcourtenay](#)

Black Sheep Loyalty Stamp Card!



Sign up for email updates to
start a Stamp Card, then



***Buy 12m & get 1m Free!**

**Some exclusions apply, see instore*

February Show and Share



February Show and Share



February Show and Share



**Below: January 25 Quilt Bee at
Oliver Woods**

