

Nanaimo Quilters Guild

Volume 39 Issue 7 ~ March 2023

www.islandquilters.ca

Next Meeting

**March 8, Nanaimo Curling Club,
doors open at 1 pm & 6 pm,
meetings at 1:30 pm & 6:30 pm**

Next Executive Meeting (Zoom) No March meeting

Quilt Show Meeting

**March 29, 1:00 to 3:00 pm,
Country Grocer on Bowen**

Newsletter Deadline

March 21

Where you see blue underlined lettering in the online version of the newsletter, put your cursor on the blue lettering and click to be taken to the website or email address associated with the blue lettering. Best viewed in Google Chrome (may not work on a Mac).

See what our Guild and its members are up to. You can submit photos of your quilts to our Facebook and Instagram sites. Click on the FACEBOOK link below:

[NanaimoQuiltersGuild](https://www.facebook.com/NanaimoQuiltersGuild)

Guild Website

The Members Only section password is printed on the back of your membership card). If you have something of interest for our Guild web site, please send it to Sue Creba at smcreba@gmail.com

Presidents' Pen

Spring is just around the corner and with it we may be seeking fresh ideas for quilting. Perhaps you are still thinking about what to create for the guild show challenge. This is the perfect time to get out in the fresh air and sunshine to visit local parks, forests, lakes and ocean spots nearby to inspire your creative process!

Thanks to all who attended the February meetings to vote and to those who contributed to the valuable discussions about the proposed increase to membership fees for the 2023/24 guild year. As you will see in the minutes the proposal to increase the rate from \$30 to \$40 was passed by the members present.

Please note that the March meeting is one week early due to the availability of the curling club. We look forward to seeing you on March 8th!

Happy Quilting, *Terri Askham & Judith McLaughlin, Co-Presidents*

2023 Guild Program


Virtual Presentation: Build a Better Relationship with Your Sewing Machine

Monday, March 13 7 pm (on Zoom starting at 6:30pm for social time). Bernie Tobisch will present Build a Better Relationship with Your Sewing Machine. If you need relationship counselling with your machine, then this talk is for you. Learn what your sewing machine is trying to tell you and also how to tell it what you want. Get closer to your machine and spend more time focused on your sewing, less time frustrated! You will learn a lot and have some laughs doing it! Bring your sewing machine maintenance questions. Bernie is the author of "You And Your Sewing Machine" and "Sewing Machine Reference Tool" from C&T Publishing.

In-person Presentation: Quilt Labels and Hanging Sleeves

Wednesday, April 19. At the April meetings, some of our members will talk about quilt labels and also do a demonstration on attaching a hanging sleeve. More details will follow in the next newsletter.

Saturday, March 11, 9:00 - 3:30 Elizabeth DeCroos: POJAGI (Korean Stained Glass) Spring Flower 24" Window Panel \$40 (On Zoom) Elizabeth will lead us in a Pojagi workshop to make window hangings that give the appearance of stained glass and are fully reversible. Suitable for all levels.



UFO WORKSHOP: Saturday, April 15, 9:30

- 3:30 (Oliver Woods Rec Centre) \$10. Bring your almost finished Quilt Show pieces, and anything else, to this long-awaited UFO (UnFinished Objects) workshop. There will be cutting tables, layout tables and irons set up. Stay tuned for a (*continued on page2*)

Guild Program (*continued*) decision on whether we'll have a potluck lunch or will brown-bag it.

We also have members who have volunteered to talk about quilt labels and to demonstrate how to attach hanging sleeves.

Space is limited so sign up soon. A wait-list will be established so please let us know if your plans change and you can't attend.

These are our final workshops of the guild year. Although you can register at a guild meeting, since spaces are limited and are filled on a first-come, first-serve basis, you can also e-mail your info to Nancy Lutes dnlutes@telus.net Then e-transfer the payment to membershipnqg@gmail.com stating the names of the workshops in the message line. *Kathleen Kane, 250-802-3323*

Placemats

We received 21 placemats at the February meetings. Again, thanks so much to all donors. We now have 96 placemats and 18 tea cozies so I think we are now okay at least for our upcoming show in June. I will be at the next meeting with more batting available. Keep on turning those scraps into placemats and cozies.

Your Placemat Committee, Heather, Norma and Maureen



Evening Meeting Volunteers

Thanks to Karla Hansen for volunteering for the evening hospitality role! If you would like to join Karla, or volunteer to do Block of the Month at evening meetings, please contact Terri terri.askham@gmail.com 250-882-5108

Reminder: There will be a bylaw amendment vote at the March meetings regarding the future of honorary memberships. Please refer to the email/mail notice sent in early February for details.

Membership

Thanks to a recent renewal and a new member we now have 132 members. We welcome Melva Peters from Ladysmith. She has been quilting since 2018 and now retired can focus more on her creativity with fabric. Please make her feel at home!

A complete membership list as of February 20 is on the **Members Only** section of our website. Membership application forms and payment options are outlined in the public part of our website www.islandquilters.ca under the Membership tab. Otherwise please contact membershipnqg@gmail.com for any questions. Those without internet can call 250-751-1515. We are still happy to welcome renewals and new members.

Barbara Kerfoot, Guild Membership

Donation Quilts

In February we received 2 quilts, 2 receiving blankets, 12 book bags and 18 preemie hats. Thank you for your continuing generosity! A reminder to sew a label onto your quilt before turning it in. We will have batting, backing and labels at the March meeting. *Donation Quilts Committee, the Scrappy Bags*

Comox Valley Mystery Quilt Workshop

Comox Valley Schoolhouse Quilters is hosting a Mystery Quilt Workshop on Saturday March 11. There may be space available in this class. If anyone from the Nanaimo Guild is interested in driving this far up island to join us, we would love to include you. Our sewing hall is located in Cumberland. Cost of this class is set at \$35.00.

Contact us at workshops@schoolhousequilters.com and we'll coordinate you through the registration process and get you the supply list.

Raelene Robertson & Jean Lewis, Comox Valley Schoolhouse Quilters Workshop Committee



QUALITY THREADS + ESSENTIALS
 FOR QUILTERS • STITCHERS • APPLIQUÉ • FIBRE ARTS
 TEL. **250-713-6291**

WWW.CINDYSTHREADWORKS.COM

Quilt Show Report

Thanks to everyone for listening to our pre-show report at the February meeting, and to all those members who stepped up to volunteer in whichever capacity you could, thanks again. It really will be more fun for you when you're in the thick of it.

The committee was overwhelmed with raffle ticket commitments. So many of you stepped up! So we're feeling good as we head down the stretch. We hope all your creations are coming along to your satisfaction and please be excited to see your quilts in the show. As a committee we are going to be working hard to help you with your entries, the floor plan and general details getting into place. If you have any questions please let Bonnie and I know, or contact anyone on the show committee. *Take care, Bonnie Dormuth and Janet Knecht (250-734-1671) quiltyjan@gmail.com*

Quilt Show Boutique

The Boutique Committee would like to continue to encourage members to take out a vendor package and get items ready to sell in the boutique. This is a major fundraiser for the Guild and we are concerned that only 12 packages have been taken to date and in previous shows we have had around 30 vendors. If you have any questions please do not hesitate to contact me at wrmacey@gmail.com *Linda Macey, Chair*

Quilt Show Challenge

The deadline is approaching. I know May will creep up quickly. If you haven't started yet either, perhaps the following prompts will help. Philippa had suggested that people start with the finished size (15" by 20") marked out on paper. Will you include borders which will make the design space a little smaller (10" by 15" with a 2.5" border all around maybe)? That would mean that 2 regular sheets of paper taped together would provide the space needed to begin doodling. Drawing in that border line should help define the space and maybe take away a little of the fear of the blank canvas. If I'm doing an applique, I sometimes cut little shapes out of coloured paper and move them around within the border to get an idea of where I might want different elements. Okay, I think I'm ready to start.

One of our members let us know that she will be away and will not be able to complete her challenge. If anyone missed out on purchasing a kit or would like a second kit, please let us know and we will put you in touch with the member so that you can purchase it from her. Happy creating everyone. *Show Year Challenge Coordinators Vicki Dods and Jeannette Blackmore*

Quilt Show Raffle Tickets

Our February guild meetings were a great start to the distribution of our quilt Show Raffle tickets. It looks like a lot of members liked the idea of prepaying for the tickets. Sure makes the tallying the money a lot easier than all those toonies. A quick review on the sale of tickets:

- Print clearly
- \$2 each ticket
- 10 tickets to a book
- Make sure your booklets have 10 tickets
- More tickets always available
- I'm available at all meetings both afternoon and evening
- Please return money and ticket stubs in an envelope or baggie by the May Guild meeting

Anyone needing extra tickets can email me: judymp@shaw.ca or phone or text 250-741-6071

Judy Peterson, Quilt Show Raffles

FoodSafe Volunteer(s) Needed

We are looking for a volunteer who has FoodSafe certification to be involved with the Quilt Show kitchen. Please contact Janet Knecht or Sue Artuso.



The Cloth Castle
 786 Goldstream Ave
clothcastle.com
 250.478.2112

– Fabric Friday save 15% off fabric
 ONLINE & IN-STORE
 online discount code
 FRIDAY15

Visit our website to shop online!

Quilt Bee January 28

A very successful quilt bee was held on January 28, attended by almost 40 members, kind of felt like the old days. We collected 50 quilts in total by the February meeting, along with tote bags totalling 28. Haven House is very happy to have these for their clients' various personal items and groceries when they leave. HH really needs an ongoing supply of these totes all year plus large Christmas stockings for the kids. Details for bags and stockings are on page x, and will be on the website. Bonnie and I will co chair the quilt bee again for next year. We think we will go full strength next year and have a pot luck as well. Thanks for helping everyone. Remember, you can make the quilted bags for Haven all year round.

Janet Knecht and Bonnie Dormuth

NanGo Grannies Collecting Fabric

The NanGo Grannies are now collecting clean, unused quilting fabric (any size) and notions, yarn and garment fabric (min. 1/2 meter) for their Giant Fabric Sale in mid September. You can bring your donations to any Guild meeting and give to Sue Creba or Bonnie Eaton. We can also pick donations up, call Sue at 250-753-3371 to arrange, or if you have any questions. All proceeds from this sale go to the Stephen Lewis Grandmothers to Grandmothers campaign supporting grandmothers and community groups working to provide assistance with HIV and AIDS in sub-Saharan Africa.



Library

Thanks to everyone who returned their library materials. If you missed the February meeting and still have books out, please bring them to the March meeting.

The Library Team



2044 Otter Point Rd
Sooke, BC
778-365-1887

Mon ~ Sat 10am ~ 4pm
bouleoguequilts.ca



BERNINA
made to create

Instructions for Large Bags and Christmas Stockings for Haven Society

Large bags: Finished at 17" or so deep x 20" wide. Cut at 18" x 21".

Cut two handles 21" long. If you use webbing and want to cover your handles, cut the fabric 3" wide.

Cut batting, top, backing and lining all the same size. For front of bag...right side up, lay on batting...quilt. For back of bag...right side up, lay on batting...quilt.



Lining...right sides together...sew sides and bottom; leave an 8" opening at the bottom to turn inside out. Ensure you back stitch each side of the opening.

With right sides together, sew outside of bag's sides and bottom. Would suggest using a Microtex needle.

Position handles with ends at top edge of outside 5" from centre, 9" apart from inside edge to inside edge, ensure the loops are hanging down towards bottom of bag.

Stitch handles in place...back and forth 3 or 4 times to secure.

With outside of bag, right sides out, put bag inside right side of lining.

Stitch around top...carefully. Use 1/2" seam allowance. Ensure you are catching batting, top, backing, handles and lining. Stitch over handles a couple of times. Iron lining.

Stitch lining opening closed.

Stuff bag inside lining.

Stitch around top 1/2" from edge.

Turn inside out.

Box corners.

Turn right side out.

Done. Admire your handiwork.

Stocking measurements:

Length from Top to Bottom: 18 inches

Front and back width: 10 inches, 20 inch circumference

Many thanks to Vicki Zoltay (shown above left) and Janet Knecht for these instructions.

Your One Stop Quilting and Sewing Machine Store on Vancouver Island!



2023 SAVINGS - 20% OFF

ALL REGULAR PRICE MERCHANDISE

Excludes sewing machines, furniture and all items ending in .99

Bring in this Coupon to Redeem.

Cannot be combined with other offers.

Expires December 31/2023

OPEN: Tues.-Sat. 9:30-5:30

CLOSED: Sun. & Mon.

"Like" us on facebook
Snip & Stitch Sewing Centre



Follow us on Instagram
@KathySchroter



#1-4047 Norwell Drive
Nanaimo, B.C. V9T 1Y6

1-250-756-2176
1-800-789-1730

info@snipandstitch.com
www.snipandstitch.com



Gala Fabrics
738 Caledonia Ave
Victoria, BC
V8T 1E5

T: 250.389.1312
E: info@galafabrics.com
W: galafabrics.com



Authorized
Dealer of:

BERNINA
made to create

Husqvarna
VIKING®

JANOME
Reliability by Design

HELP! Depot Captains Needed!

****NOTE: NON-SMOKING ENVIRONMENT ONLY****

Duties: Collect exhibitors' quilts – **at your convenience, at your own home**. You will deliver these quilts Thursday, June 8 between 9:00 and 9:30 AM to the "Quilt Hanging" team at curling rink.

On Sunday June 11, receive the same quilts from the "Take Down" committee and redistribute them to their rightful owners. (Quilts start coming down at 12:30)

Depot Captains are still required for:

1. Ladysmith/Saltair/Chemainus – 3 needed
2. Moose Hall/South: incl. Cedar, Chase River, Yellowpoint, Cinnibar Valley and Extension area, South Wellington and Cassidy – 1 needed
3. South Nanaimo: Moose Hall (south end of Tenth St.) north of Jinglepot Rd/Westwood Lake, Downtown and Harewood – 1
4. Central Nanaimo: north of Fifth St. turnoff on the Parkway and north of Comox Rd to Mostar/Rutherford – 2 needed
5. Nanaimo North: north of Mostar/Rutherford Rd to Aulds Rd and south of Dickinson Rd – 2

A huge thank you to those who signed up at the February meeting. Please email Leslie Millward lmillward@shaw.ca or Sandy Dobson sdobson@telus.net if you wish to become a Depot Captain (you get a great preview of some of the lovely items that will be in the show!)

Please note this answer to a frequently asked question: ***Every exhibitor's quilted items should be covered by their own home insurance.***

Free Fabric: Large amount of free cotton fabric for quilting. Also other fabric. Thank you, Doris Francis dorisf@shaw.ca



2023 Quilt Show Ballot Committee

Guild members who have never submitted a quilt before to a NQG show may submit a **FIRST TIME ENTRY**. On your Call To Entry form for each of your entries you must prioritize them as 1, 2, 3, etc. Each such member will have their name and first choice entered once only for the draw. The winner will receive a purple ribbon for her #1 entry. See **Rules to Play By** on page 13.

At the January Guild meeting, Val Ansell explained our new online Call To Entry submission process. All of this information can be found in the Members Only section of our website, under Quilt Show Information.

Below are the definitions and categories with their descriptions. Please review these carefully before you fill in your Call To Entries.

DEFINITIONS

SOLO: Quilt made and quilted by one person.

DUO: Quilt made and/or quilted by two people.

CATEGORIES

Large Traditional Quilt: Single bed size or larger. Uses traditional block designs.

Small Traditional Quilt: Pieces smaller than a single bed size. Uses traditional block designs.

Modern Quilt: Modern quilts are primarily functional and inspired by Modern design. Several characteristics may include the use of bold colours and prints, high contrast and graphic areas of solid colour, improvisational piecing, minimalism, expansive negative space, and alternate grid work.

Applique Quilt: May be hand or machine appliqued, with more than 50% of the blocks containing applique.

Special Event Quilt: Any quilt intended to celebrate a holiday, Hanukkah, Halloween, Christmas or family celebration or to celebrate a family history or an important event.

Quilt for a Child: Any quilt or wall hanging intended for a child.

Machine Paper-Pieced Quilt: Refers to sewing fabrics by machine onto a foundation to stabilize the quilt block due to unusual geometric shapes, small pieces or odd angles on a bias.

Hand-work: Any piece containing significant amount of hand-piecing, hand-embroidery, hand-applique or hand quilting.

Art Quilt: (Art Quilts may also be called Original Works). These are your own design, not derived or adapted from any existing pattern.

Accessories: Includes jackets, bags, table runners, placemats, etc.

Judith McLaughlin, Chair, Ballot Committee

Meeting Minutes of February 15, 2023

Call to order: at 1:32 pm by President Terri Askham, and at 6:30 pm by President Judith McLaughlin.

Moved Bonnie Dormuth, seconded Sandra Radley, to accept Minutes of January 18 meeting as presented. Carried.

Treasurer's Report: Moved by Judy Peterson seconded by Vicki Dods to accept Treasurer's Report as presented. Carried.

March meeting will be on March 8. Former Guild member Betty Stone has passed away.

Committee Reports

Hospitality: Afternoon: 60 members, 1 new member, 2 guests. Evening: 21 members, no guests.

Membership: currently there are 132 members

Motion: That membership fees be increased from \$30.00 to \$40.00 starting in the 2023/2024 Guild year. (requires a majority of 2/3 of voters present) **Afternoon:** Moved by Val Ansell, seconded by Val Ursulak.

During discussion a friendly amendment was proposed to increase fees from \$30.00 to \$35.00 starting in the 2023/2024 Guild year. Moved by Lorraine Daley, seconded by Sherri Drebnicki **Defeated**

Voting on the original motion resulted in 47 for, 4 opposed. **Evening:** Motion moved by Judy Peterson, seconded by Sandra Radley. 11 in favor, none opposed. Total for both the afternoon and evening meeting was 58 for and 4 against. **Carried.**

Quilt Bee: 48 quilts, 10 Christmas stockings and 21 bags presented to Haven House representatives, Teresa and Camilla. Teresa thanked us all. See report on page 4.

Placemats: see report on page 2

Quilt Show:

Raffles: license runs from Feb 20 - June 10 in BC only. See report on page 3.

3 months and 2 weeks left! What we make at the show supports the Guild for 3 years. We need everyone's help.

Set up: Thursday June 8 starting at 8 am and continuing until finished. Lunch at noon. Vendors set up starts at noon. **Sunday June 11:** 10 - 11:30 will be members viewing. Lunch and then take down starts. Quilts can be picked up after 2:30 pm **WITH A RECEIPT** (given by your depot captain when you deliver your quilts)

Categories: see page 6

Call to Entry: you can now fill in on the website. Val Ansell is available today between 3 & 4 pm to help

Boutique: see page 3

Challenge: see page 3

Demos: we need more!!!!

Depot Captains: we need more!! see page 6

Lunch Room: has been downsized, mostly pre-made treats and sandwiches, need volunteers

Merchant Mall: full

Publicity: we will be decorating Cantelope, the highway horse and have sandwich boards with quilt show info

Volunteer Room: upstairs, secure, has snacks etc

Volunteer Sign Up: SIGN UP NOW!!!!

Program: Saturday March 11: Pojagi Workshop, still spaces. March 13: a Zoom presentation by Bernie Tobicsh on machine repair. Saturday April 15 is a U.F.O., day at Oliver Woods (\$10). April meeting will have presentations on making hanging sleeves and labels.

Block of the Month: will be drawn at March meeting.

Show & Share: ? (afternoon), Nancy L. (evening)

Hospitality Draw: Leslie M. (aft), Sharon H. (eve)

Mystery fabric: Judith M. (aft), Cathy C. (eve)

Raffles: (afternoon) Lorraine W., Teresa B. x 2, Lillian C., Cathy H., Tuesday S., Debbie H., Sandra R. (evening) Sandra R., Sue J., Sharon H., Moire P.

Adjourned: 3:30 pm and 8:13 pm.

*Submitted by Lorna Craig, Secretary
Vicki Zoltay, evening secretary*

**SHOP
ONLINE
NOW!**

www.kismetquilts.com

Kismet Quilts
rules the internet

Block of the Month by Stephanie Gislason

Cut 4 - 2.5" X 2.5" squares of black on white
 Cut 4 - 2.5" X 2.5" squares of bright color (I stayed in same colour family but different blocks)
 Cut 4 - 2.5" X 4.5" rectangles of black on white

Sew the color and black on white 2.5" squares together.

Sew the 4.5 X 2.5" black on white on one side.

This will make 4 Squares. Sew the four squares together with the colors meeting together and the black on white on the outside.

NOTE: press seams open so they will lay flat.

Trim to 8.5" square. *Note the arrangement assistant!*



BIB n' TUCKER QUILTING

March Sale

All tone on tone **greens**

Prints with creatures

(if it has an eye or should have one!)

20%-30% off 2m+ (same bolt)

½ m minimum cuts

Florals have been added to our downsizing sale (food stuffs, orientals and juvenile prints are already there) 40% off min cut

1006 Craigflower at Tillicum

Victoria, BC V9A 2Y1

250-386-6512 (Tues - Thurs 11-3, Sat 12-4)



105 Nored Plaza
 6750 N Island Hwy . Nanaimo, BC
 250-390-3602. www.sergesew.com

Authorized Dealer for PFAFF & BABYLOCK
 Sewing machines, sergers & machine repairs.

Baby Lock Flare embroidery only machine is available

★ We carry a large selection of hardware, notions, patterns and fabrics for BAG-MAKING!

★ Check out our monthly newsletter for specials & class schedule:

www.sergesew.com



Phone us for a quote-it's quite reasonable and to test drive the machine!



PARADE SQUARE & HUG BLOCK 2023 CHALLENGE

PARADE SQUARE

The Parade Square is a $13 \frac{1}{2}$ unfinished block. In the past QOVC has created a block of the year to help generate blocks that could be efficiently put together to create much needed quilts.

The 2023 block is the Parade Square. It is $13 \frac{1}{2}$ inches unfinished. It is comprised of 5 inch blocks and 5 x 2.5 and 7 x 2.5 inch sides.

It can be made with Northcott Oh Canada fabric or red and white fabric.

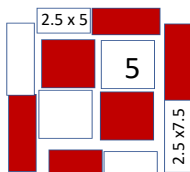
Blocks can be mailed to:

QOVC- Blocks
33 Patrick Lane
Cole Harbor, NS
B2V 2V4

Or dropped off at the QOVC booth during Quilt Canada Halifax 8-10 June 2023

The pattern can be found at:

<https://www.quiltsofvalour.ca/what-s-new>



HUG BLOCKS

Make your Hug Blocks from any of the patterns found on our website:

<https://www.quiltsofvalour.ca/hug-block-patterns>

PLEASE - USE ONLY the Northcott Stonehenge OH CANADA lines of fabric for these blocks. This makes it possible to mix blocks from across the country! Do Not write on your block. Please include your Name and Address with your block.

Mail your blocks to:
QOVC - HUG BLOCKS
33 Patrick Lane
Cole Harbor, NS
B2V 2V4

For more information, please email:

Hugblocks@quiltsofvalour.ca

BLOCK CHALLENGE

To enter the Blocks contest:

Make your Parade Square and/or Hug Blocks and mail them or drop them off to QOVC.


One Block = 1 Chance to Win

Five Blocks = 5 Chances to WIN

35 Blocks (Full Top) = 35 Chances to WIN!

The PRIZE is a NORTHCOTT Fabric Bundle Valued at over \$200

WINNER will be Drawn June 11th 2023



Instructions for Parade Square are on Page 10



Save up to \$4,149 on a B 770 QE PLUS bundle with your choice of FREE item.



\$8,299 + \$2,549 MSRP
B 770 QE PLUS & FREE Embroidery Module with SDT

Save \$2,549
Total Savings \$4,149
NOW \$6,699

[Learn more](#)



\$8,299 + \$1,799 MSRP
B 770 QE PLUS & FREE L 450 Serger

Save \$1,799
Total Savings \$3,399
NOW \$6,699

[Learn more](#)


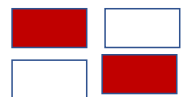
1930 Ryan Road East, Comox BC
250-339-4059 or 1-877-339-4059
huckleberrys@shaw.ca

STORE HOURS
Monday- Friday 10am-5pm
Saturday 10am-4:30pm
Sunday 12-4pm
Closed Holidays


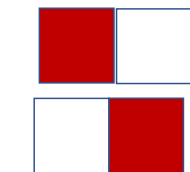
QOVC PARADE SQUARE 2023




Two red 5 inch squares
Two white 5 inch squares
Two red 2.5 x 5 inch
Two white 2.5 x 5 inch
Two red 2.5 x 7 inch
Two white 2.5 x 7 inch



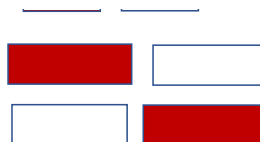
Sew one red square and
one white square together (twice)



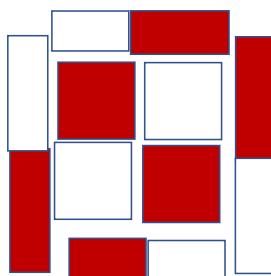
Sew all 4 blocks together
(White touching red, red touching white)



Sew red 2.5 inch x 5 inch to white 2.5 x 5
(twice)



Sew red 2.5 inch x 7 inch to white 2.5 x 7
(twice)



Sew a 9.5 x 2.5 strip to the top of square
Sew a 9.5 x 2.5 strip to the bottom of
square.

Sew a 13.5 x 2.5 strip to each side of the
square

Finished block is 13.5 x 13.5 inches

**All seams are 1/4 inch
Iron toward the dark fabric*

***Please use red and white or Northcott Oh Canada
Red and Beige**

***If making more than one block consider cutting
strips to save time**

Quilt is 5 blocks by 6 blocks (30 blocks)

Happy St. Patrick's Day!



Sweet Pea
Quilting Ltd.

**On March 17th all
things green will be
17% off!**

11 - 1209 East Island Highway
Parksville, BC V9P 1R5
(250)586-01959

We have just received many new flannel
and cotton widebacks and 80" Fireside.

Notions have been restocked

Many new books and patterns.

Longarm Special

Our longarm special continues through March.
The more quilts you bring in for longarming, the
more you save.

10% off 1st Quilt

15% off 2nd Quilt

25% off 3rd Quilt

*Note: all quilt tops must be dropped off at the
same time for this special*

For regular updates please subscribe to our Newsletter

www.sweetpeaquilting.com



**New spring stock arriving, including the
Kaffe Fassett February 2023 Collective,
Jane Sassaman's New Leaf & Much More!**

***Langford- 117C, 2401 Millstream Rd.
@blacksheepalangford***

***Courtenay- 2175 Cliffe Ave.
@fabriclandblacksheepcourtenay***

***Duncan- 180 Trunk Rd.
@fabriclandblacksheepduncan***



COMPLETED QUILT CONTEST 2023

To Enter the Quilts of Valour Canada Society
Completed Quilts Contest:

- ✓ Make a complete Quilt of Valour as per the instructions found at:
<https://www.quiltsofvalour.ca/what-we-do>
 - ✓ Donate your completed Quilt of Valour during the contest period
(3 Feb – 11 June 2023) to a QOVC Regional Representative or drop off
at the QOVC Booth during Quilt Canada in Halifax June 8-10th 2023
<https://www.quiltsofvalour.ca/contacts>
- AND**
- ✓ Email a PHOTO of your quilt with your NAME, ADDRESS and
PHONE NUMBER to contest@quiltsofvalour.ca



For **EACH** Completed Quilt + Email entry submitted
You will be entered in the draw.

The PRIZE:

Janome 3160 QOVC Sewing Machine
WINNER will be Drawn
June 11th 2023

