

Nanaimo Quilters Guild

Volume 41 Issue 6 ~ February 2025

www.islandquilters.ca

Next Meeting

February 19, Nanaimo Curling Club, doors open at 1:00 and 6:00 pm, meeting at 1:30 and 6:30 pm

Program: Debbie Hollett slide show on ethnic textile and fibre methods from Thailand and Laos

Next Executive Meeting (Zoom) February 12, 1:30 pm

Newsletter Deadline

February 21

Refreshments:

In February, members whose last names start with the letters I, J, K and L, it's your turn to bring goodies to the meeting for our coffee / tea break. Consider bringing a treat that was popular 40 years ago in the 1980s!

In our newsletters' online version, blue lettering gives a live link to websites and email addresses. Best viewed in Google Chrome (may not work on a Mac).

See what our Guild and its members are up to. You can submit photos of your quilts to our Facebook and Instagram sites. Click on the FACEBOOK link [here](#)

Guild Website

The Members Only section password is printed on the back of your membership card. If you have something of interest for our Guild web site, please send it to Sue Creba at smcreba@gmail.com

Presidents' Pen

February. The month of Valentines, hearts and all things loving and giving. The Guild's recent Quilt Bee is the epitome of giving, with dozens of quilts lovingly made for clients of Haven House by our dedicated members.

This is also the time of year when our Executive starts planning the Guild's operation for the next year. Like any volunteer-run organization, we rely on our members to fill all the roles involved. Our dedicated committee members do a fabulous job of keeping things going, not only at meetings, but behind the scenes as well. It is said that the whole is the sum of its parts. There are many ways and opportunities to get involved in one or many parts of the Guild, so please think about where you can help. The beauty of giving your time and talent is that you also get the reward of knowing you're supporting your Guild and helping it to be the best it can be. It is also a wonderful way to get to know others in the Guild.

Looking ahead, our 40th Anniversary Tea is fast approaching in April, and if you haven't already, it's time to get serious about the Guild Challenge project that's due in May. Don't forget that 2026 is a Quilt Show year so it's time to be thinking of what you'll be entering, and maybe take advantage of an upcoming UFO workshop. We're also introducing a new Quilters' Chat Room column in the newsletter where anyone can submit the name of a website, blog or YouTube channel and tell us a little bit about why you like it. We have both kicked it off this month with some of our favourite online items.

Hearts of gratitude to everyone for all of your contributions to our Guild community. *Ellen Ellis & Kathleen Kane, your Co-Presidents*

Program

At our January meeting, there were questions, and suggestions for upcoming Programs and Workshops. One question was about a quilting cruise. Lorna Craig and Judy Peterson have been on a few quilting cruises, and Judy entertained us with a few tales. Both are amenable to being asked more questions. Another question was, "do you need any more fabric?" Most members laughed and shook their heads. Another question asked was, "what advice would you give a new quilter?" My favorite response was "Teach your husband to cook". On the topic of Programs and Workshops, we received 12 suggestions. Interestingly enough most were from the evening meeting.

At our February 19 Guild meeting, one of our members, Debbie Hollett, will present a slide show on ethnic textile and fibre methods, including spinning, weaving, dyeing and eco-dyeing. Debbie has visited several Northern Thailand and Northern Laos ethnic mountain villages.

We have a UFO day on Saturday, March 8, at Jonanco.

March 19 Guild Meeting, Troll Brothers from Shawnigan Lake will be making a presentation.

Saturday, April 12, 2025 at Jonanco...Clothesline / rope bowls workshop.

Vicki Zoltay, Lorraine Daley and Judy Hunter

Placemats

Again, all I can say is WOW. We had 122 absolutely gorgeous placemats and a tea cozy turned in at the January meeting. I am thrilled. We are off to a great start for 2025! We now have 143 placemats and 4 tea cozies in stock. I will get busy cutting up some more batting for the next meeting. Again, thank you all so much for your generosity.

Your Placemat Committee, Heather, Norma, Maureen



Donation Quilts

At our January meetings, we received 29 lap quilts, 18 NICU quilts, 2 baby quilts, 3 kids' quilts, 2 wheelchair quilts for a total of 54!!! quilts, 12 tote bags and 13 baby hearts for new moms. NRGH has told us that we can stop knitting premie baby hats, they have more than they need for the future.

Thank you for your continued generosity! At our meetings, we will have batting, backings and labels available.

Donation Quilts Committee, the Scrappy Bags



Gala Fabrics
738 Caledonia Ave
Victoria, BC
V8T 1E5

T: 250.389.1312
E: info@galafabrics.com
W: galafabrics.com



Membership

Thanks to those who continue to renew, our membership now stands at 129 quilters. Those of you who have not renewed can still do so by visiting the Guild website islandquilters.ca. Look under the Membership tab for details on how to renew or join.

Starting in February our Membership fees for the rest of this session are \$20 and, if you need the newsletter mailed, it is an additional \$8.00.

If you are comfortable with e-transfers and an online fillable pdf membership form, memberships can be done quickly and efficiently by emailing to membershipnqg@gmail.com

Not sure if you have renewed or not? Send an email to membershipnqg@gmail.com or check the list on the website. Those without internet can call 250-751-1515 or 250-616-1380. We are still happy to welcome renewals and new members.

Barb Kerfoot & Laura Beswick, Membership Committee

Library

Thanks so much to everyone returning their books at the January meeting. We were certainly kept on our toes with both returns and sign outs. While we appreciate you thinking of us, we are asking members to **not** donate books to the Library. Our space to house/display them is very limited. If you have books you no longer want you might consider the "Free Table". *The Library Team*

Quilts of Valour

Quilts of Valour Canada (QOVC) is having an annual National Sew Day February 7th 2025.

The zoom link is accessible on the Quilts of Valour website. Please register if interested.

https://docs.google.com/forms/d/e/1FAIpQLSdBCdRwwg48bn5ETP_x9_6HU_ScZ_Pd0DZetnCieHGWXH2Xvg/viewform

Prizes are awarded during the day.

Congratulations to Sue Artuso. She won a Bernina sewing machine from the QOVC contest for completing a quilt prior to November 11/2024.

Each province was awarded one winner..We are so thrilled it was her.

Thank you all for supporting our veterans. *Joan Irving*

Quilters' Chat Room

This is a new addition to the Nanaimo Quilters' Newsletter. We hope it will be useful, interesting and challenging. As we all know this digital world has become enormous and sometimes hard to navigate. Each month we would like to post some of our and your favourite quilting finds on websites, blogs, and You Tube. These are a few of our favourites to get you started:

Ellen recommends:

Krista Moser: The Quilted Life offers a blog post every Sunday with fresh and quick ideas to make, improve skills and/or get the creative juices going. The Dec 15, 2024 blog showed how to reduce a block size several times using a simple math process. More recently Krista has shown how to add a flange to the binding to add a little extra flare to your quilt. If you sign up for her blog it will arrive every Sunday morning for a refreshing read with coffee. Krista has designed patterns for Cut Loose Press and rulers for Creative Grids.

<https://www.kristamoser.com/post/>

The **How do I quilt this?** group on Facebook offers ideas and support for machine quilting on domestic and long arm machines. With over 14,000 members

Quilters' Chat Room cntd.

to provide advice and information, your questions are answered and options provided with positive support. There is an archive of previously answered questions to search for ideas in completing your quilt when you are stuck. This is a private group so you would have to join. The site is well moderated and a very positive space.

Kathleen Kane recommends:

Kate, of **The Last Homely House** set in rural Northern England, reinvented herself in her late 60's by turning on the camera to share her life with us. By chance I saw a random episode showing her working on a gorgeous hexagon English Paper Pieced quilt and I wanted to know everything about it. So, I scrolled back to Video 1 from six years ago and have been systematically watching every episode so I don't miss a thing she does. (I'm only one year out now.) Her quilts feature mainly Kaffe Fassett and Liberty fabrics and are usually hand quilted, but she occasionally takes us on a field trip to a nearby long-arm quilter.

With an attitude of 'How hard can it be?' she tackles many projects in a number of areas in addition to quilting, like spinning, indigo dyeing, garment making, pottery, gardening, baking, cats, chickens, beekeeping and many others. She has developed a loyal fan base who have formed their own community in the comments sections and Kate imagines everyone sitting on a virtual Lime Green Sofa, chatting amongst themselves and passing goodies down the line. Check out her website and YouTube at: <https://thelasthomelyhouse.co.uk>

Canadian **Karen Brown** of Just Get It Done Quilts is one that every quilter should know about. Her slogan is that she "gives you tips, tricks, and strategies to help make the quilt you want to make." Her well-produced videos range in topics from how to cut - or sew - straight, to stash buster quilt ideas, to Dollar Store hacks for tools, and many more. I guarantee you will learn something new in every one of them! She also does very interesting in-depth interviews with people from all walks of the sewing and quilting world. And in January each year, she hosts her 21-day Declutter Challenge, with a new topic every day, to help sort out your sewing space. It's not too late - the videos remain online until November each year, so you can start almost anytime and take as long to finish each "day" as is comfortable for you. Karen's website and video links: <https://www.justgetitdonequilts.com>

If you have a recommendation for the next newsletter, please send in your idea along with why you are making this recommendation and the web link to:

ellenellis53@gmail.com

2024 / 2025 Challenge

We still have a few kits available since our November meetings were cancelled. The kits are \$2 each and will be on sale at the day time meeting in January. There is still a lot of time before the deadline in April. If you have more than one idea that represents the theme **"Time Flies, Celebrating 40 Years"** you might consider purchasing a second kit. Best of luck everyone. Happy creating.

Rules to Play By - Please create a piece that:

- measures 18" by 18" square,
- includes a recognizable amount of the feature fabrics. Any number of additional fabrics and embellishments can be added,
- highlights 40 years in some way. Your submission must include 40 in a way that is meaningful to you,
- includes a title that makes reference to how the 40 is interpreted (Ruby Anniversary, 40 Candles, 40 Fireworks, 40th Anniversary Flower, etc.),
- is your own creation (no commercial blocks, patterns or black line drawings),
- is a traditional quilt sandwich with backing, batting, and top but can be bound in your preferred style,
- is turned in at either of the April 2025 guild meetings in an opaque bag. The pieces will be displayed at the May AGM, when voting by members will take place.

Please include your first and last name, quilt title, and phone number on a piece of paper safety pinned to the back of your piece. Since this isn't a show year, no hanging sleeve is required. Only one entry per person is permitted, unless additional kits are available. Each person may only win one ribbon/prize.

Vicki Dods & Jeannette Blackmore, Challenge Coordinators



Your new favourite quilt shop is online only!

www.harbourcityfabrics.com
Victoria, BC



**BARB DICKIE
QUILTING**

Computerized Longarm Machine Quilting

Phone 250-758-4048
Cell 250-619-2621
barbdickiequilting@shaw.ca
barbdickiequilting.com

Carol's  *Corner*

A SMALL QUILT SHOP WITH BIG IDEAS!

Carol Grant Powell
Owner

250-667-6535
carols_corner@yahoo.com

#101 - 890 Crace Street,
Nanaimo, BC, V9R 2T3



The Cloth Castle
786 Goldstream Ave
clothcastle.com
250.478.2112

- Fabric Friday save 20% off fabric
ONLINE & IN-STORE
online discount code
FRIDAY15

Visit our website to shop online!

General Meeting Minutes of January 15, 2025

Call to order: 1:35 pm by Kathleen Kane, Co-President

Hospitality: Afternoon: 67 members, 8 guests. Evening: 23 members, 2 guests.

Moved by Judy Peterson, seconded by Judy Hunter to accept the minutes of the General Meeting of October 18, 2024 as published in the newsletter. Carried.

Correspondence: Thank you letter from Salvation Army.

Treasurer's report: posted on the notice board

Committee Reports

Donations: report on page 2

Library: Books turned in that do not belong to the library are donations.

Program: Report on page 1

Placemats: Report on page 2. Please sign in when you drop off your placemats.

Quilt Bee: January 25, Oliver Woods.

Quilts of Valour: Report on page 3. February 7th is National Sew Day.

40th Anniversary: Today's 40 things - write down your

favourite notion.

Nominations: Volunteer positions will be announced soon for next year; think about what you would like to do.

Challenge: See page 4. There are a few \$2 kits left.

Membership: See report on page 2. The membership fee is \$20 starting in February.

Block of the Month: Please remember to put your name on your block.

Retreat: 33 members attended. Challenges included incubator quilts (16), placemats (37), totes (10), Christmas stockings (9) and enough scraps to make a dog bed. After a demo by Kathleen Kane on making Crumb Blocks, there is now a quilt to be finished. Joan Irving donated a wall hanging to Homewood. The guild pays a surcharge for each credit card transaction so moving forward, Retreat will only accept cash, cheques or e-transfers.

Fan Fibre Art Network Display is on the back tables. This year's impressive challenge theme is CLOSE UP.

NEW BUSINESS:

Request from John Barsby Secondary School Textiles instructor for assistance on using quilts to encourage social engagement.

Christmas party: 44 attended. Perhaps we should consider a different time/place/food/afternoon tea etc. We need a Party Committee to work on this.

Co-Presidents and Program Chair attended a Zoom meeting with other Vancouver Island Quilt Guilds to discuss ways of collaborating on guest speakers, presenters etc. Hybrid meetings were also discussed.

Vicki polled the members about a number of topics including ideas for programs and workshops for the fall

Raffles and Draws:

Show & Share: Pat Ryan, Karla Hansen (evening)

Hospitality: Vicki Zoltay, Christine Hustins (evening)

Mystery Fabric: Anni Rauer-Bothwell, Kathy Coulter (eve)

Raffles: Lorna Craig, Dianne Busch, Trish Kirk, Lori Ohs, Phyllis Moore, Teresa Bellinger, Isabel Bunning, Lil Kroll Evening: Tracey Cook, Wanda LeBlanc, Sharon Horncastle, Tuesday Shay

Block of the Month: Christine Hustins

Adjourned: at 3:11 pm *Valerie Ursulak, Guild Secretary*

Visit our
Online Shop

Open 24/7

www.hamelsfabrics.com





Shop Vintage, Local, and Eco-Friendly Supplies Online at thegreenthimble.ca

3508 QUADRA ST. VICTORIA, BC



Quilt Shows

Westshore Quilters' Guild Sew Magic, Evening Gala

Thursday April 3 7-9 pm (\$15 - also allows entry to Show) Show April 4, 10-5, April 5 10-4, \$10 for both days. Juan de Fuca Recreation Centre Main Building, Upper Arena, 1767 Island Highway, Colwood
westshorequiltersguild.ca

facebook.com/WQGSHow

Too Much Stuff Garage Sale, Nanoose Bay Library Hall, Northwest Bay Road, Nanoose Bay, March 22 10 am - 3 pm. A fun garage sale by the Nanoose Quilters Group. Join us for a coffee (bring your own mug). Please park at the side and back of the hall to leave room for library patrons at the front. Contact Barb Wilson for further information
barbwilson2012@gmail.com

American Quilter's Society Quilt Show, Branson, Missouri March 10-18 tour offered by Wells Gray Tours Victoria [website](http://www.wellsgraytours.com)

CQA Report

This year's annual quilt show is coming together for CQA (Canadian Quilters' Association). Following are links to all the information you will need regarding the show, June 18-21 in Mississauga, Ontario.

<https://canadianquilter.com/quilt-canada-2025/>

The Call for Entry to the National Juried Show:

<https://canadianquilter.com/njs-2025-call-for-entry/> closes February 17. Apply now!

Book your hotel <https://canadianquilter.com/hotels-2025/> at a special show prices!

Participate in one of the Quilt Challenges 2025:

<https://canadianquilter.com/quilt-challenges-2025/>

Workshop descriptions <https://canadianquilter.com/quilt-canada-2025-classes-and-lectures/> are now available.

And finally, here is a link to information and the first block pattern for this year's CQA quilt along, True Colours...

<https://canadianquilter.com/truecoloursqal/>

Happy stitching, *Christine Hustins*

since  2006

QuiltNut Creations

curated fabric — longarm quilting

604 798 3670
Quiltnutcreations.com
quiltnutcreations@shaw.ca



105 Nored Plaza
6750 N Island Hwy. Nanaimo, BC
250-390-3602. www.sergesew.com

Authorized Dealer for PFAFF & BABYLOCK
Sewing machines, sergers & machine repairs.

- * We carry a large selection of hardware, notions, patterns and fabrics for BAG-MAKING!
- * New Kits available.
- * Watch for our Spring Classes starting in February 2025 - please visit our website or phone us for more information.



Pattern: Gnome-Mania!!! February Valentine Vic by Ribbon Candy Quilt

40th Anniversary Update

To celebrate the guild's 40th anniversary we are gathering lists of our favourite quilty things throughout the year.

Our "40 Things" topic in January was our favourite notions. Some are items meant for quilting or sewing but you use them for something in addition to their intended purpose. Others are non-sewing items that are very helpful in the sewing room:

Painter's tape – blue

Light around the neck for hand work

My walking foot

Leaders & enders

Acorn Precision Piecing – Easy Press to make seams lie super flat and Seam Align Gentle

Hold fabric glue - better than pins for very small pieces

Dress seam gauge – has over 20 uses - a great forgotten tool patented in 1898

Hem seam gauge

The erroneous "notion" that I will someday make a blue-ribbon quilt!

Appliquick double-ended stainless-steel sticks are also great for helping feed fabric in machine and poking out corners

Air inflator – used for inflating air mattresses can also

be used for cleaning out dust from my sewing machine
Home made wooden point turner to ease quilting bumps
Binding clips

Plastic quilting template in the diamond pattern. I lay it over my shortbread dough, which has been rolled out, then I dust berry sugar over the template; remove carefully and cut diamond cookies!

A chopstick for poking out corners

1/4" foot

Soap sliver for marking

Chalk markers for anything not white

Frixion pen

A rechargeable light focused on the sewing area of my machine – a must have!

Seam ripper

Bobbin winder that's external for winding decorative thread and sewing backwards or bottom up instead of top down

A new pair of scissors

A full soup can to weigh down the 24" ruler before cutting

A wig pin (T shape) replaces that purple 'thang' to poke out corners and replaces a seam ripper

Best Press

My right index fingernail for seam pressing!

25% off Batiks & Fireside

Saturday, February 8- Wednesday, February 12/25

We will be Closed Wednesday, February 5 & Thursday, February 6/25 for Bernina Training

STORE HOURS

Monday- Friday 10am-5pm

Saturday 10am-4:30pm

Sunday 12-4pm

Closed Holidays



1930 Ryan Road East, Comox BC
250-339-4059 or 1-877-339-4059
huckleberrys@shaw.ca



January Show and Share



Sweet Pea
Quilting Ltd.

- Fabric & Threads
- Notions & Classes
- Longarm Services
- Longarm Training

Marilyn McGurran

Your One Stop Quilting and Sewing
Machine Store on Vancouver Island!



2025 SAVINGS - 20% OFF
ALL REGULAR PRICE MERCHANDISE

Excludes sewing machines, furniture
and all items ending in .99

Bring in this Coupon to Redeem.

Cannot be combined with other offers.

Expires June 30th, 2025

OPEN: Tues.-Sat. 9:30-5:30
CLOSED: Sun. & Mon.

"Like" us on facebook
Snip & Stitch Sewing Centre



Follow us on Instagram
@KathySchroter



Snip & Stitch
SEWING CENTRE
NANAIMO

#1-4047 Norwell Drive
Nanaimo, B.C. V9T 1Y6
1-250-756-2176
1-800-789-1730
info@snipandstitch.com
www.snipandstitch.com

Authorized
Dealer of:

BERNINA
made to create

Husqvarna
VIKING®

JANOME
Reliability by Design

January Show and Share



SHOP ONLINE

*Our entire store
is at your fingertips*

www.kismetquilts.com

Kismet Quilts





**QUALITY THREADS
+ ESSENTIALS**
FOR QUILTERS • STITCHERS
APPLIQUÉ • FIBRE ARTS
SUBSCRIBE TO E-NEWSLETTER
"THREADNEWS"
**SUPERIOR & AURIFIL
THREADS RETAILER**

EMAIL cindysthreadworks@telus.net CELL. 250.713.6291
ON-LINE ORDERS SHIP FROM DELISLE, SK

WWW.CINDYSTHREADWORKS.COM

January Show and Share



January 25 Quilt Bee at Oliver Woods



November 2024 Block of the Month

For every block made and submitted, your name is added for the draw to win all the blocks for the month. If 3 are submitted, then 3 entries with your name are included. Draw for the blocks will be held at the evening meeting. Colours will be recommended for each block. All the blocks will finish to 12 inches, so if you wish to make the block but do not submit, you can make your own sampler quilt. (If not being submitted, colour scheme does not have to be adhered to.) The guild will offer a prize to the winner when the quilt is completed within 2 months of the submission day AND the finished quilt is donated. Questions may be directed to Lidia Hak at Lidia.hak@protonmail.com

November block: Tree (to be submitted in February)

Row 1- Cutting Inst.

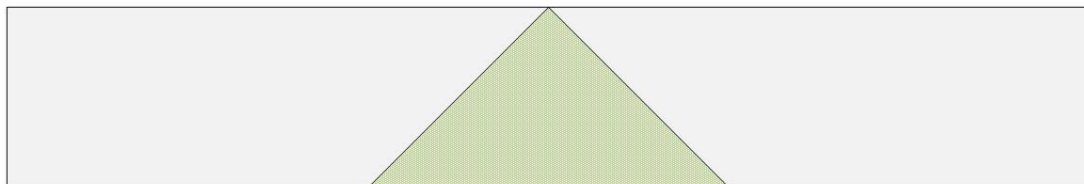
Background 1 ½" x 12 ½"



Row 2- Cutting Inst.

Background 2 @ 2 ½" x 6 ¾"


Tree 2 ½" x 4 5/8"



Row 3- Cutting Inst.

Background 2 @ 2 ½" x 5 ¾"


Tree 2 ½" x 6 5/8"



Row 4- Cutting Inst.

Background 2 @ 2 ½" x 5 ¾"


Tree 2 ½" x 8 5/8"



Row 5- Cutting Inst.

Background 2 @ 2 ½" x 5 ¾"


Tree 2 ½" x 10 5/8"



Row 6- Cutting Inst.

Background 2 @ 5 ½" x 3 ½"

Tree Trunk 2 ½" x 3 ½"



November 2024 Block of the Month *cntd.*

Sewing Rows 2,3,4,and 5

Referring to diagram on the right: with right sides together place background on top of tree fabric.

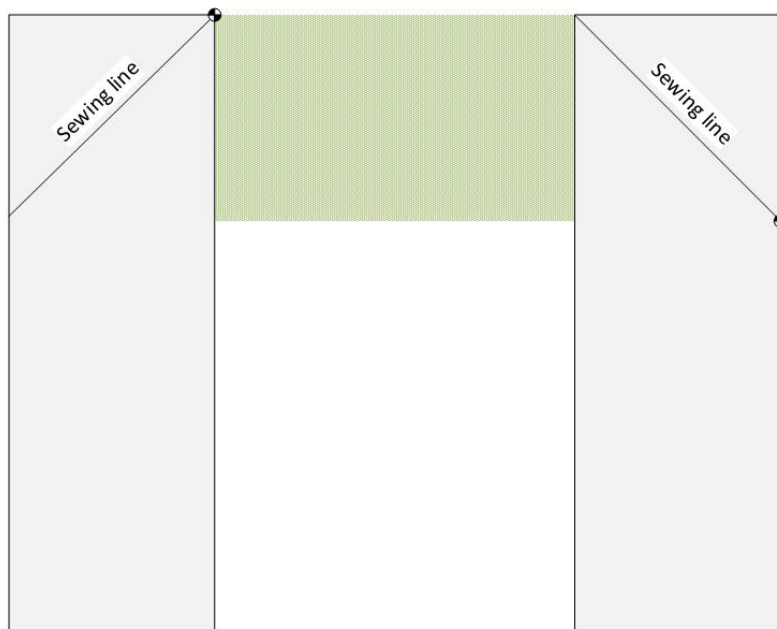
Sew along diagonal as shown.

Sewing rows together

Identify centers of tree fabric and align centers.

Note that edges may not line up.

When all the rows have been sewn together trim block to $12\frac{1}{2}" \times 12\frac{1}{2}"$



January 25 Quilt Bee at Oliver Woods





Feb. 1st. - 28th., 2025
Valentine Themed
30% off Reg. Price

Langford-
117, C2401 Millstream Rd.
@blacksheeplangford

Duncan-
180 Trunk Rd.
@blacksheepduncan

Courtenay-
2175 Cliffe Ave.
@blacksheepcourtenay

Black Sheep Loyalty Stamp Card!

-Sign up for email updates to
start a Stamp Card, then
*Buy 12m & get 1m Free!

*Some exclusions apply, see instore

