

# Nanaimo Quilters Guild

Volume 35 Issue 5 ~ January 2019

[www.islandquilters.ca](http://www.islandquilters.ca)

## Next Meeting

January 16, doors open 1:00 and 6:00, meeting starts at 1:30 & 6:30 pm Nanaimo Curling Club – upstairs lounge 106 Wall St.  
Program: All About the Quilt Show

## Next Executive Meeting

January 10, 1:30, Chase River Country Grocer, 82 Twelfth St.

## Next Quilt Show Meeting

January 23, 1:00, Chase River Country Grocer, 82 Twelfth St.

## Newsletter Deadlines

January 21 (21st of every month)

## Refreshments:

Members whose last names start with the letters I, J, K and L, it's your turn to bring goodies to the meeting.

## Remember to bring:

- your nametag and cup
- library books
- workshop registration form
- change for raffle prizes
- donation quilts / placemats
- show and share
- Mystery Quilt, Block of Month
- food bank donations



**2019 QUILT SHOW**

## Guild Website

If you have something of interest for our Guild web site, please send it to Sue Creba at [suecreba@aquariusd.com](mailto:suecreba@aquariusd.com)

## From the President's Pen

Welcome to the New Year everyone, I wish you good health and happiness in 2019. May we all achieve our goals of the quilts we would like to complete this year!

I hope you all had a good Christmas season and were able to stay warm and toasty despite the rather fierce weather we had in December. I realized that 48 hours without power seems to be a LOT longer than 48 hours of quilting time!

A big thank you to Arlene Ackerman and her very merry group of helpers. We filled the NCC meeting room again for our annual Christmas potluck and it was a very fun evening. (see photos on page 9 and 10) Graham Gates supplied the music, the Christmas Party crew kept us to a loose agenda and everyone brought a favourite dish. This time the hot food table was crowded with more tasty dishes than we could sample, but we were a little light on the dessert end of things. Maybe next year it will be just perfect! And why not? We will, by then, have a busy year and a successful quilt show behind us and be ready to kick up our heels once again.

We will jump right into things in January, as Carol Rumo takes us through the ins and outs of preparations for our quilt show in June. Then on January 26 we'll be sewing for Haven Society at our annual Quilt Bee. Many quilts will be completed or started that day and many more will come in from members who don't attend the Bee but do make a quilt for this good cause. These quilts are for women and children who have sought shelter at Haven House and have been through some of the programs they offer there.

CQA is hosting a mystery quilt along beginning on January 15th, "52 Blocks in 52 Weeks". Details can be found on the Canadian Quilters' Association website, or if you click here, <https://canadianquilter.com/52-blocks-in-52-weeks/> You don't have to be a member of CQA to participate in this quilt along. New instructions will be on their website and also on their social media pages (Facebook and Instagram), on Tuesday mornings.

And now for a bit of trivia.... do you know that there is a National Sewing Machine Day? Yes, apparently this American day of sewing machine recognition happens every year on June 13th. While we don't get that day off from other duties in our lives, we can mark it on the calendar as a reminder to be sure our sewing machines are in good working order and ready to sew many more miles for each of us.

Take care everyone, enjoy the crisp winter days of January and if it's a mild one we'll be looking for snowdrops popping up already by the end of this month.

*Your President, Christine Hustins*



## 2019 Guild Program

**January Program:** All about the quilt show. Caroll will let us know the details for the June quilt show. There will be lots of opportunities to volunteer. Even the littlest job contributes to success.

**Workshops:** In order to fill our workshops, space will be open to non-guild members two months prior to the workshop.

**Garage Sale: February 13** If you signed up for a table, start gathering your stuff. You will receive information about set up and guidelines by mid January.

### February 23, 2019: Felting with Nancy Wesley

We now have enough participants to run this workshop. However, we would like to get more people so if you know anyone who might be interested please encourage registration.



**March 23, 2019 Surprise Step by Step: Guess Who's Coming to Dinner?** Lots of space here. This workshop is a Mystery Quilt in a Day, making a table runner. If this workshop is not filled by the January meeting we will offer an alternative since we must purchase a minimum number of patterns.

**Mini UFO April 13:** Still a few spaces available here.

### Heads up for next year....

Carol Sealy, Canadian Quilters 2007 Teacher of the Year, will be offering a two-day workshop for the Guild in the fall of 2019. The focus will be landscape design. To view Carol's work and learn more about her visit her gallery on the fibre art network:

<http://www.fibreartnetwork.com/gallery-artist-detail.php?memID=77&imageID=9>

## Pot Luck Christmas Party

Thank you all for helping to make this year's Christmas party such a delightful success!

The Party Committee had a wonderful time, and having you all participate so generously and enthusiastically made it all worthwhile! See some photos on page 9 and 10.

....see you all next year!

We are sending our very Best Wishes to you all for a very MERRY, HEALTHY & HAPPY NEW YEAR!

....with big hugs, **THE CHRISTMAS PARTY COMMITTEE**

## Quilt Bee January 26, 2019

The time is drawing near for our annual quilt bee and we still have space for more teams and for individual members. The bee will start at 8:45 am at Oliver Woods Rec Centre and finish around 3:30 pm to allow time for cleaning up.

We want everyone to remember to sign in as you arrive and set up at any available table on a first come, first served basis. Because of space and electrical restrictions, please bring only one sewing machine per team. Don't forget your potluck dish to share, a mug, a plate, some cutlery and a plastic bag for dirty dishes. At the January meetings, we'll have a detailed supply sheet of what to bring as well as more kits, backing fabric and batting for sign out. If you're making a quilt larger than lap size (45" X 60"), we can cut batting and backing to accommodate it - just let a committee member know the size you need.

If you find that time has gotten the away from you and you'll not be able to finish your donation quilt in time for the February meetings, please bring your finished quilt top (along with signed out backing and batting) to the January meetings and hand it back to the Bee committee.

Some of our guild members with long-arm machines have graciously offered to complete these quilts for Haven House - thank you girls!

Thanks also goes out to Leslie MacDonald and Leslie Robinson who will be our quilt bee angels this year.

Should you have any questions, please see one of the committee members, otherwise we look forward to a fun day filled with camaraderie, productivity and great food.

*Bonnie Dimitry, Marlene Jones, Heather Cowan, and Arlene Sanders*

## Challenge

Hope that everyone who purchased a Challenge kit has been thinking about what they will create, and for the keeners out there, don't misplace your finished quilt in the long months leading up to the turn in date. If anyone has any questions, please don't hesitate to contact any of your Challenge team committee. *Philippa Zapf, Karen d'Oliveira and Vicki Dods*



**CINDY SCRABA**

OWNER + THREADUCATOR

EMAIL [cindysthreadworks@telus.net](mailto:cindysthreadworks@telus.net)

TEL. 250.738.0560

SUBSCRIBE TO E-NEWSLETTER "THREADNEWS"  
THREAD TALKS • WORKSHOPS • TRUNK SHOWS

[WWW.CINDYTHREADWORKS.COM](http://WWW.CINDYTHREADWORKS.COM)



## Nominations

It's that time of year—to see how we've done with our New Year's Resolutions. Okay...with too many cookies and fruit cake and other sweets—enough about that!

It's also that time of year for Nominations.

We have 2 Board members stepping down:

As most of you know, our Guild President—Christine Hustins—is vacating the “big chair”. She is in her third term—and to quote Christine, she's “taken her turn”. This is your opportunity to guide the Guild to ensure we are meeting the needs of the members as well as meeting the needs of the community.

Do you like numbers and have accounting experience? The second opportunity to guide the Guild is for the position of Treasurer. Lija Bane is stepping down. Lija has been in this position for more than a few years, off and on, and would like to take a break.

I will be making the rounds during the upcoming months to ask about each Committee's plans for the upcoming Guild year. Please don't tell me to go away...at least until I've given you a hug!

*Vicki Zoltay, Past President — Nominations*

## Placemats

We hope you all had a wonderful holiday season! As usual we had the pleasure of playing Santa and distributed the beautiful placemats you all made to the following groups:

Meals-on-Wheels in Ladysmith – 10 placemats  
Meals –on-Wheels in Nanaimo – 60 placemats  
Salvation Army Christmas Hamper Program – 85 placemats and 58 tea cozies.

I have been told the recipients of these gifts are very grateful for them. I really think giving is good for the heart.

We did have 2 placemats turned in at the Christmas Potluck, so we now have 58 placemats in stock. We need about 80 for our tea room at the upcoming Quilt Show, so I sure hope you can all make a few more before June. I am confident this will happen as I know how generous you all are. Again thank you all for your great support.

*Your Placemat Committee,  
Heather, Norma, and Maureen*

## Membership

Just a reminder if don't have a card that expires September 18, 2019 please visit the Membership table. You either need to renew your membership or pick up your new card and receipt. We still have several cards for members that have paid waiting to be claimed.

Also for new members; I have had the opportunity to print more cards so if you have a hand-written card please drop by the Membership table as we probably have a printed one for you.

Happy New Year Everyone! *Laura Beswick, Membership*

## Red Barn Quilt Shop

### Courtenay and Campbell River

For all your quilting needs:  
fabric, notions, batting, books, patterns  
and great inspiration from knowledgeable staff

Stocking Kaffe Fassett, Tula Pink, Batiks and so much more!!!

Our annual January 1<sup>st</sup> and 2<sup>nd</sup> sale is happening again!  
**Current 50% markdown fabric will be 60% off Reg. price**  
**and Christmas fabric will be 35% & 40% off Reg. price**  
**Everything else, including fabric, notions, books & patterns will be 35% off Reg. price**

Connect with us:

[www.facebook.com/RedBarnQuiltShop](http://www.facebook.com/RedBarnQuiltShop)  
[www.instagram.com/RedBarnQuiltShop](http://www.instagram.com/RedBarnQuiltShop)  
[www.pinterest.com/redbarnquilt](http://www.pinterest.com/redbarnquilt)

Sign up for our sale emails:  
[Redbarnquiltshop@gmail.com](mailto:Redbarnquiltshop@gmail.com)

**“Discover the world of sewing!”**  
**“Wander through our store for a refreshing experience”**

**Your One Stop Quilting and Sewing Machine Store on Vancouver Island!**

**Weekly Deals!**

Monday	Tuesday	Wednesday
<b>55%+</b>	<b>Bag Day</b>	<b>2X Rewards</b>
Save 20% off Your Regular Priced Purchase	Use your S&S Bag to save 10% + Double Rewards Card Punch	Double Rewards Card Punch on Regular Priced Purchase

**Hours: Mon.-Sat. 9:30-5:30, Sun. 12-4**  
**Closed Holidays See our newsletters and website for dates.**

“Like” us on facebook  
Snip & Stitch Sewing Centre

Follow us on Instagram  
@KathySchroter

#1-4047 Norwell Drive  
Nanaimo, B.C. V9T 1Y6  
1.250.756.2176  
1.800.789.1730  
Email: [info@snipandstitch.com](mailto:info@snipandstitch.com)  
[www.snipandstitch.com](http://www.snipandstitch.com)

**Snip & Stitch SEWING CENTRE NANAIMO**

**Husqvarna BERNINA made to create Handi Quilter JANOME**

## Calling for Depot Captain Volunteers!

What duties does a Depot Captain perform?

Collect exhibitors' quilts – at your convenience, at your home, a few days before the show. Deliver these quilts on the morning of Thursday June 6 between 8:00 and 8:30 am to the "Quilt Hanging" team at the Curling Rink.

**\*\*\* NOTE: NON-SMOKING ENVIRONMENT ONLY\*\*\***

After the show, receive the same quilts from the "Take Down" committee and redistribute them to their rightful owners. The following is an overview of how many Depot Captains are required and in which areas:

### Quilt Show 2019 Depot Captain Designated Areas:

1. **Duncan/North Cowichan/Crofton:** Leslie Robinson
2. **Ladysmith/Saltair/Chemainus:** need 4 depot captains
3. **Moose Hall/South:** incl. Cedar, Chase River, Yellowpoint, Cinnibar Valley and Extension area, South Wellington and Cassidy – 1 depot captain needed
4. **Nanaimo North:** north of Mostar/Rutherford Rd. to Aulds Rd., and south of Dickinson Road, Gail Lambourne – 4 more depot captains needed
5. **Nanaimo Central:** north of Fifth Street turnoff on the Parkway and north of Comox Rd. to Mostar/Rutherford Rd. – 5 depot captains needed
6. **Nanaimo South:** Moose Hall (south end of Tenth St.) north of Jinglepot Rd/Westwood Lake, Downtown and Harewood – 2 depot captains needed
7. **Lantzville:** Robin Barker
8. **Parksville:** Kathy Bush
9. **Gabriola Island:** 1 depot captain required

Please email Leslie Millward [lmillward@shaw.ca](mailto:lmillward@shaw.ca) or Sandy Dobson [sdobson@telus.net](mailto:sdobson@telus.net).

Please note this answer to a frequently asked question: ***Every exhibitor's quilted items should be covered by their own home insurance.***

## Are You Tired of Making Quilts?

Are you thinking of sewing some small projects to use up your stash? Maybe you are thinking of sewing up some gifts for Christmas. Did you sew up too many tote bags than needed from that new pattern? Wondering what to do with the table runner you just finished that doesn't go with your new colour scheme? And what are you going to do with that predominate pink baby quilt after the expectant mother had twin boys? No idea?

Well, the **BOUTIQUE COMMITTEE** would like to let you know that there will be a Boutique area at our upcoming Quilt Show in June where you could place these and other items up for sale. Most sewn and quilted items are welcome – some restrictions do apply, for example no knitting, etc. and there is a consignment fee of 10% that goes to the Guild.

Interested? For more information or to register in advance contact the Quilt Show Boutique Committee members *Kathy at [kadirica@shaw.ca](mailto:kadirica@shaw.ca) or Marsha Whitmee 250.753.0343*

## Quilt Show 2019 Update

The quilt show committees are progressing nicely with plans for our show.

We have received our raffle licence, have submitted a tentative floor plan for the show and ordered our drapes and frames from Black and White.

Starting in January, Janet Knecht will have the sign up sheets on display for you to sign up in the areas that interest you.

February, Marsha Whitmee will be presenting an overview of what you need to know if you wish to put your lovely items into the boutique.

Judy Peterson will also be doing a brief presentation about the raffles. Raffles tickets will be available for pick up and return every afternoon and evening meeting starting in February until the show.

Val Ansell has reported that we have already received a few entries for our Quilt Show! Remember, there will be a Show table at every meeting for you to come and ask questions and to submit any of your entries. We are looking forward to seeing your lovely quilts and other items for the show.

Barb Root and Val Ursulak have pulled together some really interesting demonstrations. There will be 5 on Friday and 4 on Saturday.

See Sandy Dobson and Leslie Millward's article at left about the roles and areas for the Depot Captains.

Lorraine Whillans has come up with a whole new tasty menu for the show. I look forward to sampling some of these.

Leslie McGeough plans to use a wide spread of traditional and social media to advertise our show. We will be using book marks instead of cards to hand out to advertise our show.

Lillian Charron has indicated that we have 5 merchants so far that have committed to the show.

Barbara Clement has registered our show with the CQA.

So, you can see, we are busy pulling this together and look forward to your help also with raffle ticket sales and volunteering during the show. We really do need your help and participation to make this a wonderful and successful show.

*Caroll Rumo Quilt Show Committee Chair*

## Challenge

Hope that everyone who purchased a Challenge kit has been thinking about what they will create, and for the keeners out there, don't misplace your finished quilt in the long months leading up to the turn in date. If anyone has any questions, please don't hesitate to contact any of your Challenge team committee. *Philippa Zapf, Karen d'Oliveira and Vicki Dods*

## Wanted for Quilt Show Lunchroom

The Quilt Show Lunchroom team is requesting that you save your 4 litre plastic ice cream pails and lids for them. You can drop them off at any meeting at the Quilt Show table.



## January 2019 Block of the Month: Make A Mini Quilt

Hope everyone had a fun Christmas. Did you get a lot of sewing done and more importantly did you make your deadlines? Lol. I'm looking forward to seeing the variety of blocks from the Miniature Quilt pattern that's due at the January meeting. The links are included here. Remember that for each block stick to one colour family with grey on one side and white on the other. It's quite a fun block and is like an oversized flying geese block.

This 12 1/2" unfinished quilt block pattern comes from: Sharon McConnell ~ <https://colorgirlquilts.com/2013/12/make-mini-quilt.html> Another guild used it as their block of the month with excellent instructions: <http://theorlandomodernquiltguild.blogspot.com/2017/11/november-block-of-month.html?m=1>

### Fabric Requirements:


- White and grey background fabric, cut (6) 2 1/2" x 7" rectangles from each
- Scraps: cut (6) 2 1/2" x 4 1/2" rectangles colorful prints from one colour way.

Lorraine Daley won the 12 November blocks in the afternoon and Sharon Horncastle won the 10 blocks in the evening.

If you have any questions text Sarah at 778-269-2380 or email [sarahbeyer@shaw.ca](mailto:sarahbeyer@shaw.ca), Becky can be reached by text at 250-816-4211 or email [kidkeizer@shaw.ca](mailto:kidkeizer@shaw.ca)



*Below: Lorraine Daley won the afternoon blocks.  
Right: Sharon Horncastle won the evening blocks.*



100, 4500 West Saanich Road  
Victoria, B.C. V8Z 3G2

Ph: 250-658-2722



GalaFabrics

Gala Fabrics  
104-1483 Douglas Street  
Victoria, BC  
Canada V8W 3K4

T: 250.389.1312  
F: 250.389.1339  
E: [info@galafabrics.com](mailto:info@galafabrics.com)  
W: [galafabrics.com](http://galafabrics.com)

## Raffle Winners at the December 12 Christmas Party

We had two mystery fabric winners, Audrey Lloyd and someone who did not print her name and I can't read her writing.

We had 12 raffle prizes on the table and Germaine brought an extra prize of some batting to make a total of thirteen lucky winners.

Anne Roncin, Sandy Blakey, Ann Gillespie, Gail Lambourne, T. Kylah Shay, Maureen Bryson, Cathy Proctor, Leslie Millward, Chris Mousseau, Arlene Ackerman, Norma Franks, Germaine Batchelor, Kathleen Kane.

We had three show & share prizes Joan Irving, Judi McLaughlin and Barbara Waine.

We decided to clean out our raffle prize container and made up 10 bags of assorted notions. The winners were Becky Keizer, Lorraine Daley, Kathleen Kane, Carol P., Cheryl Tellier, Norma Franks, Sharon Horncastle, Laura Beswick, Norma Steven and Heather Henderson.

Congratulations to you all and thank you for supporting the raffle table. See you in the New Year. *Carole Phinney, Raffles Committee*

See what our Guild and its members are up to. You can submit photos of your quilts to our Facebook and Instagram sites. Click on the FACEBOOK link below:

<https://www.facebook.com/Nanaimo-Quilters-Guild-118598632009213/>

### BIB n' TUCKER QUILTING

### Beat the January blues

**Closed Jan 1**

All predominately blue prints  
All white/ecru tone on tones

**20% off 30% off 2m  
or more(same bolt)  
½ m minimum cuts**

**Jan 2-15 Extra 5% end of bolt**

1006 Craigflower Road Victoria BC V9A 2Y1  
250-386-6512 (Mon- Thurs 10-4, Sat 12-4)

**SERGE & SEW**  
Authorized Dealers for:

**PFAFF** **baby lock**

- \* Give the perfect gift this holiday season to your favourite quilter.
- \* Come and check out our classes.
- \* Specials-All Christmas kits, panels, fabric & patterns reduced to 25 percent off regular price( min .5 meter cut).

We appreciate your continued support. We wish you a very Merry Christmas & a Happy New Year!

## Hamels Fabrics & Quilting

Canada's Largest Online Quilt Shop

**www.hamelsfabrics.com**

- Fabrics
- Books
- Patterns
- Notions
- Quilting Kits
- Quilting Clubs
- Block of the Months

**FREE  
SHIPPING!**  
Canadian orders  
over \$149



Toll Free Order Line : 1-877-774-2635

Email: [info@hamelsfabrics.com](mailto:info@hamelsfabrics.com)

5843 Lickman Rd., Chilliwack, BC V2R 4B5



## Donation Quilts

Welcome to 2019. The quilts that are collected between the January and May meetings will be distributed after the June Quilt Show.

We have backing fabric, batting and labels available at each meeting. We have some odd sizes of batting available to anyone willing to sew some pieces together. We don't want to waste any because of the cost. Labels that are sewn on are greatly appreciated.

Looking for a quck project – baby quilts and wheelchair quilts (don't forget the ties) are always welcome.

Pat Clements and I were able to distribute 61 quilts in December. Thank you again for your generosity.

Bonnie Dormuth 250-753-9366  
Pat Clements patclements@shaw.ca



THE CLOTH CASTLE  
786 GOLDSTREAM AVE  
VICTORIA BC V9B 2X6  
250-478-2112

*Shop Online Now!*

clothcastle.com/shop



2019 Resolutions

1. Take more road trips with the girls (maybe go west!)
2. Buy more fabric
3. Do what the newsletter ads tell me to.

**Kismet Quilts**   
5334 Argyle Street, Pt. Alberni • 250-723-6605



Carola's  
Thread Company

Shop On-Line:  
www.carolasquiltshop.com  
or call to order: 604-740-7744  
email: carolaquiltshop@gmail.com  
Blog: www.carolasquiltshop.wordpress.com



ISLAND  
Sewing  
FABRIC & NOTIONS

FOR ALL YOUR MACHINE  
AND QUILTING NEEDS  
Come see us  
TODAY

brother.  
at your side  
JANOME  
JUKI  
PFAFF

CONVENIENTLY LOCATED IN THE  
HEART OF WILLOW POINT  
3 - 2232 South Island Hwy.  
778.418.2232  
Shop online at  
islandsew.ca



Have you heard?  
We've gone mobile!  
Stash Trailer  
is available  
for private events,  
guild meetings  
and markets!  
Book now  
stashtrailer@gmail.com

Find us a HAW!  
Sept 22nd in Cumberland

**stash**  
MOBILE QUILT SHOP

*Make a block ~ Make a quilt ~ Make a difference*

QOVC National Sewing Day – Saturday, February 2, 2019



Quilters in Canada are encouraged to initiate or participate in a day of QOVC sewing for our injured Canadian Armed Forces (CAF) members and veterans dealing with their injuries (visible and invisible) serving for our country.

The new initiative inaugural event is for February 2, 2019 across North America – with both the Quilts of Valour – Canada Society and the Quilts of Valor Foundation busy making their blocks and quilts.

Bring your QOVC UFO's to the bee for assembly or bring your reds & whites collections (with the touch of yellow for the centre "light" in the 10" log cabin) to the bee and share the many variations for the blocks.



Snowbird quilters – the U.S. is doing their QOVF National Sewing Day on February 2, 2019. We'd love to see the photos of both groups on the warmer climes sewing day working on their projects.

Please contact [founder@quiltsvalour.ca](mailto:founder@quiltsvalour.ca) if your group is going to spend the day making Anniversary Log Cabins or completing quilt tops with the blocks.

- Connect with your local QOVC Representative to see if a bee will be held in your region.
- Talk to your guild and set up your own bee! It can be large, it can be small.
- Let us know if you are going to be holding a bee.
- Let us know how many blocks and quilt tops you put together.
- Take lots of photos that can be shared.
- HAVE FUN!



**BERNINA**  
SALES · SERVICE · SUPPORT

1930 Ryan Road East,  
Comox BC  
250-339-4059 or  
1-877-339-4059

[huckleberrys@shaw.ca](mailto:huckleberrys@shaw.ca)

**STORE HOURS**

Monday-Friday 10:00am-  
5:00pm

Saturday 10:00am-  
4:30pm Sunday Noon-4:00pm-



**BERNINA**

**480**

**NEW!**

**NEW!**

4.3" Touch Screen,-  
Automatic Thread

Cutter Jumbo Bobbin,Optional BERNINA Stitch Regulator  
- 9 mm Stitch Width



## Quilts of Valour

Quilts of Valour has presented 12,000 quilts and want to raise this number to 20,000 by the year 2020. At the moment there are 45,000 injured veterans with the average age of 45!

Quilts of Valour is celebrating its 10 year anniversary and are hoping everyone in the Guild will celebrate by making a log cabin block or even a finished quilt. The block is 10 1/2" unfinished, made in reds, whites, with a yellow centre representing a light in the window welcoming them home again. Details are below. Come on Nanaimo quilters, let's make several blocks each for our veterans. Blocks can be turned in to Barbara Clement or Sandra Radley. *Barbara Clement CQA rep*

### Log Cabin Block (10 1/2" unfinished)

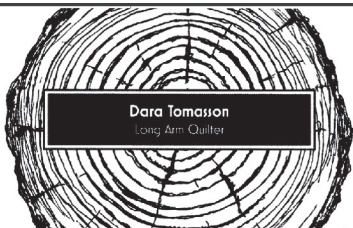
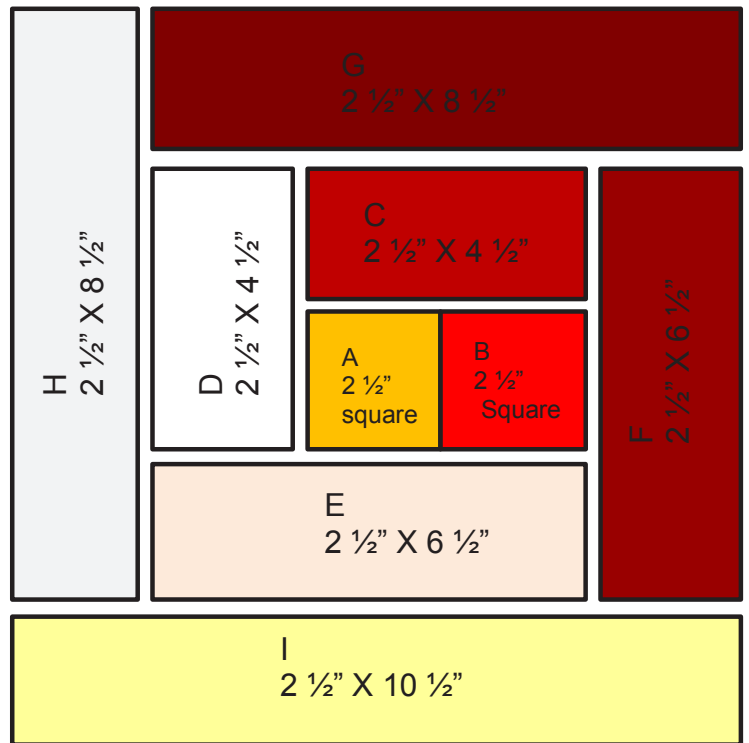
Fabric Requirements:

2 1/2" wide strips of various darks (reds)

2 1/2" wide strips of lights (white - cream)

2 1/2" squares of yellow for centres

8 rows of 6 blocks will give you a quilt approximately 60" x 80". No borders needed, just layer, quilt and bind.



**Dara Tomasson**  
Long Arm Quilter  
Nanaimo

Gammill Statler Professional Quilter panto-custom  
www.stitchedquiltingco.com details on website  
403-304-0100 stitchedquiltingco@gmail.com





*Fun times at our  
December 12  
potluck dinner*



For the month of January come visit us in store and receive 30% off the regular price of any of our Nautical fabric! We have a wide range for all your projects.



Visit us in store at 180 Trunk Rd Duncan, BC, or online, for sweet deals, updates on new product, and sew much more! @BlackSheepQuiltShop #fabriclandblacksheep