

### Next Meeting

January 18, 2012 Brechin United  
12:30 & 6:30 doors open. Meeting  
starts at 1pm and 7pm

### Next Executive Meeting

January 9th 2012 at 1:30pm  
Country Grocer, Southgate.

### Things to Remember:

Your own cup !! please

\* name tag

\*Library Books

\*Completed workshop  
registration form and fees

\* Donation

placemats/quilts/show and  
share.

\*Change for raffles

\*Bock of the Month

### Yummy Baking !!

Thanks to everyone who brings  
goodies for our meetings for  
January it is I- J-K

### Membership/ Hospitality

Please stop at the hospitality table  
to sign in, and pick up your ticket  
for the name tag draw.. **You must  
be wearing your name tag in  
order to win the draw.** Please  
sign out if you leave the meeting  
early.

### Web liason

Sue Creba Please send any photos  
or articals for our web site to  
[suecreba@aquariusd.com](mailto:suecreba@aquariusd.com)

### Important Food Bank

### Information on

### Page 8 for you to

### Keep in your files.

## From Our Presidents' Pen

We all recognize the difficulty of having fun and meaningful conversations at our guild meetings, especially the business meetings. Hence we relish our social events: the Potlucks, the Quilt Bee, the Newcomer's Tea and the Homewood Retreat. On those occasions we can really socialize.

From all reports, and all are glowing, Homewood is a truly bonding experience where familiar strangers become friends. It is a holiday from cooking and cleaning and sometimes reminiscent of a pajama party. Let us nurture these times together.

Some of the more regular Homewood attendees are stepping back from 2012, thus more newcomers can have first option. We do anticipate it will fill so please do not hesitate. Even if you end up being on a wait list, circumstances do change, and everyone on the wait list for 2011 was called to fill an empty place.

Judith McLaughlin and Sherry Drebnicki, Co-Presidents



## Volunteers Needed

**The NanGo Grannies are looking for volunteers to sew simple women's garments for their African Marketplace Fashion Show on June 2, 2012, to raise money for the Stephen Lewis Foundation. Patterns and fabric supplied. If interested, contact Sue Creba 250-753-3371 [suecreba@aquariusd.com](mailto:suecreba@aquariusd.com) for more information.**

## QUILT APPRAISER COMING TO FIQ QUILT SHOW

Fidalgo Island Quilters of Anacortes, Washington, is holding its biennial quilt show, "My Stars!" on April 6 and 7, 2012, at the Anacortes Middle School. There will be approximately 400 quilts, two featured artists, demonstrations, a tea room, merchant mall, and a style show (Saturday only). This year Ann Bodle-Nash, a certified quilt appraiser, will be available during show hours to appraise quilts. The charge is \$45 for a 45 minute inspection, a written appraisal (includes a stated monetary value) and a photo; or \$20 for a 15 minute inspection and oral evaluation (no monetary value assigned). Those interested should contact Ann for an appointment at 360 391-1696 or e-mail [annbow\\_2002@yahoo.com](mailto:annbow_2002@yahoo.com). For more information regarding the show go to our website [www.fidalgoislandquilters.com](http://www.fidalgoislandquilters.com).



believe that we were going to let her keep a quilt and was just beside herself because she loved them all and couldn't choose! (We helped her) The lap quilts will go to residents who came in with very little and don't have family coming to see them on a regular basis.  
Nancy Lutes

**Donation Quilts Committee Report**

Our fall quilt distribution is nearly complete. The storage locker tote boxes were bulging at the seams with a total of 94 quilts on hand recently. They have been distributed as follows.....

12 Premie quilts to NICU at Nanaimo Hospital

18 Wheelchair quilts to Travellers Lodge

13 Baby/crib quilts to Prenatal Lunch Bunch

10 Baby/crib quilts to Building Better Babies

14 Lap quilts and 1 twin quilt to Salvation Army

10 Lap quilts to Nanaimo Family Life



The remaining 8 baby and 8 lap quilts will start the next collection of quilts for a Spring distribution in April.

I wanted to let you know that Salvation Army is going to use the quilts we donated this year for seniors. They are going to choose the most needy of the shut-ins that they are helping this year and a quilt will be delivered to each of them at Christmas with a hot meal. Doesn't that just make you feel good?



We have at present more baby quilts for girls than boys so we could use a few baby quilts in boy or neutral colours. We would also like to help Travellers acquire the remaining ten wheelchair quilts they would need to supply all their wheelchair residents, so we are grateful for any more of those that you would like to put together.



I spoke with Shannon at Hospice House and she is hoping that we will have some lap size quilts for them also in the near future. She said their last quilts from the Guild have been used, washed and re-used so much that they are very worn. A few of the quilts they have received are used in Hospice House by families but most are used by patients in Palliative Care. As at Travellers, the quilts add a comforting bit of colour and a nice personal touch. And there is always a need for large lap or twin size quilts for those who are willing and able to take on larger projects. So there are some ideas for you if you are looking to use up scraps and put together a donation quilt or two.

Here are some pictures from the wheelchair quilts and some lap quilts that we donated to Nanaimo Traveller's Lodge. The staff was very excited about them and thanked me over and over again. One resident couldn't

Your generosity has made a difference to many people in need of comfort in our community this fall. Thank-you so much and best wishes to you all for a happy, healthy New Year.

Christine Hustins, Nancy Lutes,  
Linda Robinson, Anna Bonell  
and Debbie Van Otterloo.

### Program Committee

At our November meeting, Bev from Serge and Sew got people inspired with quick ideas for Christmas. Small squares of prints and fat quarters of Christmas fabric went quickly. Samples of projects gave us help to get our Christmas ideas going. Hopefully you have been having fun making those special Christmas touches.

The December meeting is the pot luck dinner. See the section on this for details. Please also note that the remaining workshops will be opened to the Parksville guild in January. To help accommodate any members who want to get a space, we will be available to take registrations just before the December dinner.

We will start the New Year with a trunk show at our January meeting. Lori Mudrie has agreed to share her projects with us, and we look forward to seeing her work. The January meeting is also when you need to sign up for the mini-demos that take place during the February meeting. Samples for the demos will be on display in January for you to choose two 30 minute sessions. A list of these demos will be in the January newsletter.

### Program Committee: January Newsletter

Start the year by registering for one of our workshops that are suitable for all levels.

Val Ursulak is doing a workshop on *Molas*, Saturday,

February 25. Kathy Klassen ([www.kathrynquilts.com](http://www.kathrynquilts.com)) has a *Circle the Wagons* workshop

Sunday March 11. Susan McGregor has a two- day *Touch of the Orient* workshop (intermediate level) March 24 & 25.

On Saturday April 14, Daphne Greig ([www.daphnegreig.com](http://www.daphnegreig.com)) has a workshop on *Sheers and Overlays*. Finally, On Saturday and Sunday, May 5 & 6, Judy Farrow has a two-day workshop called "Take a Leaf".

Check the samples of their workshops are at the Program Committee table. *Please note that we may be needing to open some workshops to the Parksville guild if registrations are not being booked by our own members.*

Our January program will be a trunk show presentation by Lori Mudrie. Also at the January meeting, please come and register for the February mini demo sessions. There will be samples for you to see at that time, also. You will need to choose *two* thirty minute sessions. For the afternoon, you may choose from:

- Eimar Keane – Journal Quilting
- Arlene Kulai – Daisy Pin
- Cathy Whelte – Mitered Corner Placemat – No Binding!
- Val Ursulak – Dimensional Applique
- Penny Whittaker – Twin Sisters Blocks
- Cindy Scraba – Silk Experience
- Linda Addison – Ten Minute Blocks
- Ingrid Morton – Got Scraps? Do Something!

The evening sessions include :

- Cindy Scraba – Silk Experience
- Linda Addison – Ten Minute Blocks
- Ingrid Morton – Got Scraps? Do Something!
- Sandra Radley – Beyond Nine Patch
- 

The first ten to sign up for a session will have a chair at the table. Others are welcome to register, but will need to stand. It should be a fun time in February



Dana Roncin, Leslie Millward, Carol Bailey, Cathy Weite,  
Bonnie Dimitry.

### **Raffle Winners**

Here are the Raffle winners  
from the Nov. 16 meetings.

Afternoon:

Mystery Fabric: Magaret  
Bradley

Raffles: Ingrid Morton, Gladys  
Alckken, Chris Mousseau,  
Sherry Drebnicki, Georgy  
Bowen, Leslie Millward,  
Barbara Clement, Elaine  
Evans, Lise Skalos, Maddie  
Gibeau, Lorna Craig

Show & Share: Lori Skerget

Door Prize: Barbara Clement

Raffle Donations: Leslie  
McDonald and Cindy Scraba

Evening:

Mystery Fabric: Patty McRory

Raffles: Stephanie Gislason,  
Philippa Zapf, Philippa Zapf,  
Pat Ryan, Janet Knecht, Lori  
Skerget, Stephanie Gislason

Show & Share: Judy

McLaughlin

Block of the Month: Janet

Knecht

Raffle Donations: Cindy Scraba

Raffle Donations: Cindy Scraba

## Get help with your quilt!



Let me help you get those  
unfinished quilts completed.

I have reasonable prices. Most  
edge to edge patterns are 1.5 cents per sq. in.  
Thread and optional trimming is included.

My return time is usually less than 2 weeks  
and my Gammel is a wonderful machine.  
I would be proud to work on your  
masterpieces.

### **BIRD HOUSE LONGARM QUILTING**

461 Vancouver Ave.  
Nanaimo BC V9S 4G4  
(By Appointment)

Gail Stenberg  
250-753-6613  
birdhouse1@shaw.ca

### **December Raffle Winners**

Mystery Fabric: Dana  
Roncin and Shirley Herritt

Raffle Draws: Linda  
Totzke, Patty McRory,  
Carol Bailey, Lorie  
Skerget, Stephanie  
Gislason, Sherry  
Drebnicki, Audrey Lloyd,  
Norma Steven, Linda  
Robinson, Blanche Gates,  
Marlene Jones, Julie  
Seiersen, Carol Bailey,

Editor sandrahreno@yahoo.ca

### **Placemat Committee**

Your Placemat Committee representative attended the Nanaimo Seniors Visiting Society (formerly Telephone Visiting Soc.) Christmas luncheon on December 15.

I handed out 61 placemats to the attendees and brought greetings and a Merry Christmas from "the elves at Santa's workshop" at the Nanaimo Quilters Guild.

The gifts were very gratefully received by all, and I can report back to you that much positive comment was expressed by the board of

Directors. In addition, several recipients came up to say how

important it is to them to receive such beautiful handiwork. One recipient said that

every year she looks forward to this event in order to receive her only Christmas gift!

Members, you have done it again! Once more you brightened this Christmas for many with your work and generosity.

Thank you very much, and Happy New Year!

Ingrid Morton, Chair of Placemat Committee



## Huckleberry's Fabrics Inc.

1930 Ryan Road East

Comox, BC, V9M4C9

250-339-4059

1-877339-4059 Toll Free

e-mail :

[sewfun@telus.net](mailto:sewfun@telus.net)

## **BERNINA**<sup>+</sup>830E

**The only, luxury, high-performance sewing and embroidery system in the world.**

When you create on the BERNINA 830, your grandest ideas can come to life. That's because it offers the most sewing and embroidery space, unbeatable speeds, and the most advanced ergonomics of any home sewing machine. It's time to think bigger.

---

Take away the Winter Blues by taking a class at Huckleberry's. We offer a 20% class discount off supplies. For our classes in January & February e-mail us at [sewfun@telus.net](mailto:sewfun@telus.net)



### **DID YOU KNOW?** (NQG Historians)      **Quilt Bee**

Quilts for Haven House started January 1998 by Marg Bradley and Eileen Wright. There were 15 teams, that year, making quilts and a total of 29 quilts were donated to Haven House. This event appeared on TV and in the local newspaper.

Last January (2011), there was a turnout of 66 quilters and visitors to the quilt bee who made a total of 91 quilts that were later donated to Haven House. The year before (2010), 57 quilters made a total of 53 quilts for Haven House. January 2012 will be the 14<sup>th</sup> year the Nanaimo Quilters' Guild will be producing donation quilts for Haven House.

The Nanaimo Quilters' Guild supplies the batting, backing and label for the donation quilts, as well as a pattern to choose from or you can do a pattern of your choice. These donation quilts are treasured by all the recipients that receive them.

### Retreat 2012 Library News – January 2012

There are presently 12 people signed up for the retreat at Homewood in November 2012. I am looking forward to lots of registration forms being completed between now and January's meeting where I hope we will get enough people to ensure we can make the retreat a "go" for sure. I am also in need of another volunteer to help with receiving registrations at meetings when I am away during March and April and also to help with registration changes that often occur over the summer months. It would be wonderful to get someone who is going to the retreat to take on this task with me. If you had fun at the retreat in November 2011 or past years, think about what you will miss if you don't sign up for Retreat 2012. If you have never been to retreat and want to have four wonderful days of sewing and fellowship with your fellow quilters, sign up soon. If you need an application please email me at [pamcroy@shaw.ca](mailto:pamcroy@shaw.ca) and I will email you the application.

Happy New Year to all! Patty McRory Placemat Committee

### Library News – January 2012

Happy New Year everyone! Library materials are due at the January meeting, unless we have snow and the meeting is cancelled...then you get to keep them for another month! If you are unable to attend the meeting please "phone a friend" and ask them if they could bring them in. If you have any suggestions for books or materials, please forward them to us! Thank you to everyone who has returned their materials on time.

The Library Team



*Flare Fabrics*  
BATIKS AND BOLD COTTONS

[www.flarefabrics.ca](http://www.flarefabrics.ca)

timeless treasure, robert kaufman, benartex  
princess mirah, galaxy, hoffman, avlyn, riley blake  
red rooster, fabrics that care, flannels, batiks, bolds  
jelly rolls, layer cakes, fat quarters  
patterns, kits

Free shipping  
in Canada!

## BIB n' TUCKER QUILTING

### Beat the January blues

All predominately blue prints  
All white/ecru tone on tones

**25% - 35% off 2m or more  
(same bolt) ½ m minimum cuts**

343 Bay Street (at Turner) Victoria BC  
(Lower Rear GRAVEL YARD parking lot)  
386-6512 (Mon - Thurs 10-4, Sat 12-4)

- Long Arm Quilting Services
- Fabrics
- Notions
- Gifts

www.kismetquilts.com



5334 Argyle St. Port Alberni BC V9Y 1T8  
250.723.6605    lym@kismetquilts.com



**Your One Stop Quilting and Sewing Machine Store on Vancouver Island!**

Clip & Save Coupon! Come in From January 15-Feb. 29  
**Save 15% off**  
Your Next Machine Service  
(Includes electronic machines.)

Clip & Save Coupon! Come in From January 15-Feb. 29  
**Save 10% off**  
Your Class Registration  
(Includes Special Guests.)

Hours: Sun. 12-4, Mon.-Sat. 9:30-5:30 (Open Fri. night if there is a class.) Closed Holidays and Sundays in July & August



#1-4047 Norwell Drive  
Nanaimo, B.C. V9T 1Y6  
1.250.756.2176  
1.800.789.1730  
Email: info@snipandstitch.com  
www.snipandstitch.com




*45 colourful 'stuffed' pillowcases - only a third of the total number of 130 (and almost 100 pillows) given to Nanaimo Youth Services young people at Christmas. Thank you everyone, for making this possible!*

*Sue Creba*



### Quilt Bee 2012

Thank you, to everyone who has signed up for the January 29<sup>th</sup> Quilt Bee. We still have openings for five more teams, so anyone who wishes to partake in this very worthwhile (and fun) event please call or see us at the January meeting. There are still some quilt kits available, (includes the pattern) at no cost to you except for your labour© We will also have backings available to choose from at the January meeting.

Sheila Lake 250-247-8886    Lynda Kalbfleisch 250-247-8027

**FOOD BANK**

I have taken the following list of food items from the Nanaimo Loaves and Fishes

Website. Please take this page out of your newsletter and place it in a convenient place where you can refer to it each month before our guild meetings. This will replace my making suggestions each month, but I will still put a reminder in each newsletter. Many thanks again to all those members who support this, another part of our guild outreach to the community.

**NONPERISHABLES** Peanut Butter, Tuna fish, Canned Beans, Canned Vegetables, Canned Fruit, Canned Soup small and big sizes, Hamburger Helper, Spaghetti and Macaroni Elbows, Side Kicks, Rice Meals, Pancake Mix and Syrup, Cereal Cold and Instant, Jam.

**BAKING SUPPLIES** Flour, Sugar: Brown or White, Cake Mixes, Icing Sugar or Canned icing, Muffin Mix, Cookie Mix, Puddings and Jello.

**BEVERAGES** Juice Boxes, Drinking boxes, Apple Juice, Orange Juice, Coffee, Instant and Regular ground, Tea and Hot Chocolate.

**BULK ITEMS** – Can Be Repackaged Oatmeal, Rice, Flour, Sugar

**LOW RISK PERISHABLE.** Fresh Fruit and Vegetables – garden fresh and store bought.

**PERSONAL CARE ITEMS**

Shampoo and Conditioner, Tooth Paste, Tooth Brushes, (child and adult sizes), PersonalHygiene Products. Toilet Paper, Disposable Razors, Deodorant, Band-aids.

**PRODUCTS FOR BABY**

Diapers, Formula, cereal, Pablum.

Submitted by Norma Franks

---

# Harvest Quilt Studio

---

## Long Arm Quilt Services



Carol Bailey

by Appointment Only

NANAIMO (250) 244-3655


www.harvestquilts.com

## February Block of the Month

Thanks to everyone who took part in the December draw. Linda Robinson won the blocks

We've completed our series on colour theory, so this month we've chosen a block because we liked it. Spring Star is a variation on Ohio Star.

All seams are 1/4". Unfinished block is 12 1/2" square. Accuracy is important.



Spring Star

### Fabric Choices and Cutting:

Choose fine prints or tone on tones plus a complimentary medium scale print.

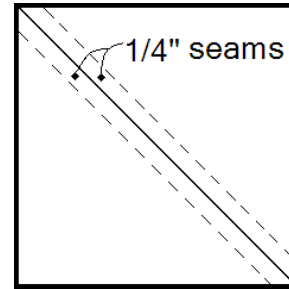
Med green	2:	3 7/8" x	3 7/8"
Dark blue	2:	3 7/8" x 3 7/8"	
Pink	2:	3 7/8" x	3 7/8"
Print	1:	3 7/8" x 3 7/8"	
Dark Purple	1:	3 7/8" x	3 7/8"
Yellow	4:	3 7/8" x 3 7/8"	
Med green	1:	4 1/8" x	4 1/8"
Lighter green	1:	4 1/8" x 4 1/8"	
White	4:	2 5/8" x 2 5/8"	

### Construction:

First make the four-patch units for the corners and the centre using the first five fabrics. Combine the medium green with the dark blue, one pink with the print and one pink with the purple.

To make half-square triangles place the lighter of the two fabrics *wrong* side up and draw a pencil line from corner to corner. Place the marked squares on the darker ones, wrong sides together with marked fabric on top. Using the diagonal line

as a guide, sew a 1/4" seam on either side of the pencil line (*See sketch below*). Cut on the diagonal line and press the seams towards the darker colour.




Now make the 4 side units. Cut the four yellow 3 7/8" x 3 7/8" squares in half on the diagonal. These eight triangles are the star points. Cut the two 4 1/8" x 4 1/8" green squares on *both* diagonals to divide each into *four* triangles. (By cutting the pieces as quarter square triangles you avoid placing bias seams on the edge of the block.)

Lay out the pieces of the side units (the yellow and green triangles and the 4 white squares) according to the picture of the block. Sew 2 medium and 2 lighter green triangles to one side of each white square, matching the *square* corners. Press. Now attach the other 2 sets of green triangles to the adjacent side of the 4 white squares. Be careful to check layout before sewing, for both colour and placement. Be sure to sew the same green to both sides. Attach yellow triangles matching 45° corners.

Layout the block, assemble and press.

If you have any questions, suggestions or problems, please call me at 250-758-1185 or e-mail me at thornasite@gmail.com. Wishing you joy in the New Year, Val Ansell and Sandra Radley.



Quilt Layout Suggestion



## The Cloth Castle

Your One Stop Sewing Shop

Victoria's Exclusive Husqvarna Viking and Singer Dealer  
[www.clothcastle.com](http://www.clothcastle.com)  
 786 Goldstream Ave., Victoria BC V9B 2X6 250-478-2112

The Cloth Castle your exclusive Vancouver Island Handi Quilter headquarters! Studio frames and sit down quilting machines.



### Handi Quilter Studio Frame

Made of high-quality steel, the HQ Studio Frame is a robust, professional-grade table and frame system for your home studio.



### Handi Quilter Sweet Sixteen Sit Down

If you love to free-motion machine quilt but struggle to fit your project in a small throat space, you're going to love the HQ Sweet Sixteen®. Sixteen inches of throat space gives you room to quilt even a king-size quilt. The smooth surface of the included table allows your project to glide under the needle. The powerful motor handles quilting with ease and stitches up to 1500 stitches-per-minute. Choose your three favourite top speed settings, on the easy-to-use color touch screen and let the machine remember them.

Come in for a demo of either of these great machines!

The Cloth Castle your one stop sewing and quilting shop on Vancouver Island.

[www.clothcastle.com](http://www.clothcastle.com)



## SERGE & SEW

250-390-3602

105 Nored Plaza, 6750 Island Hwy., Nanaimo

### SEPTEMBER SPECIALS

- PFAFF Expression 2.0 with free Go Baby™
- PFAFF Expression 4.0 with free Tool Box
- Baby Lock Symphony with \$100 gift Certificate

Check our website [www.sergesew.com](http://www.sergesew.com)  
**for EVENTS & SALES!**

Authorized PFAFF & Baby Lock dealer

Servicing & repairs to most sewing machines & sergers.

Monday - Friday 10 - 5:30 Sat 10 - 5 Sundays closed



**Cindy's Threadworks**  
On-Line Thread Candy Shoppe

Vanc Island Connection  
TO  
**Superior Threads**  
**23 Thread Lines/750+ Colors!**

[www.CindysThreadworks.com](http://www.CindysThreadworks.com)

**Cindy Scraba**  
 Certified Threadologist

cindysthreadworks@telus.net  
 1-(250)-738-0560  
 Qualicum Beach, BC